



US00D743932S

(12) **United States Design Patent**
Toelle et al.

(10) **Patent No.:** **US D743,932 S**
(45) **Date of Patent:** **** Nov. 24, 2015**

(54) **HEADPHONE ASSEMBLY**

FOREIGN PATENT DOCUMENTS

(71) Applicant: **Google Inc.**, Mountain View, CA (US)

CN 2449439 Y 9/2001
WO 2011077160 A1 6/2011

(72) Inventors: **Haley Toelle**, San Francisco, CA (US);
Jianchun Dong, Palo Alto, CA (US);
Eliot Kim, Cupertino, CA (US);
Michael Kai Morishita, Belmont, CA (US)

Primary Examiner — Paula Greene
(74) *Attorney, Agent, or Firm* — Lerner, David, Littenberg, Krumholz & Mentlik, LLP

(73) Assignee: **Google Inc.**, Mountain View, CA (US)

(57) **CLAIM**
The ornamental design for a headphone assembly, as shown and described.

(**) Term: **14 Years**

DESCRIPTION

(21) Appl. No.: **29/490,980**

(22) Filed: **May 15, 2014**

Related U.S. Application Data

(62) Division of application No. 29/459,038, filed on Jun. 25, 2013, now Pat. No. Des. 719,132.

(51) **LOC (10) Cl.** **14-01**

(52) **U.S. Cl.**
USPC **D14/205**

(58) **Field of Classification Search**
USPC D14/205, 223, 372; 181/129, 130, 135;
379/430, 431, 420.04; 381/380, 381,
381/382; 351/158; 345/718; 348/114, 115;
455/90.3, 575.1

CPC H04R 1/1016
See application file for complete search history.

(56) **References Cited**

U.S. PATENT DOCUMENTS

D102,655 S *	1/1937	Nicholides	D24/174
3,440,365 A *	4/1969	Hazell et al.	379/430
3,712,409 A *	1/1973	Kizakisz et al.	181/137
3,789,164 A	1/1974	Ryder		
D299,344 S *	1/1989	Stevens	D14/249
5,606,743 A	2/1997	Vogt et al.		
5,880,773 A	3/1999	Suzuki		

(Continued)

FIG. 1 is a front perspective view of a headphone assembly according to our design shown in a first configuration thereof; FIG. 2 is a front elevation view thereof; FIG. 3 is a back elevation view thereof; FIG. 4 is a right side elevation view thereof; FIG. 5 is a left side elevation view thereof; FIG. 6 is a top elevation view thereof; FIG. 7 is a bottom elevation view thereof; FIG. 8 is a rear perspective view of the headphone assembly of FIG. 1, shown in a second configuration thereof; FIG. 9 is a front elevation view thereof; FIG. 10 is a back elevation view thereof; FIG. 11 is a right side elevation view thereof; FIG. 12 is a left side elevation view thereof; FIG. 13 is a top elevation view thereof; and, FIG. 14 is a bottom elevation view thereof.

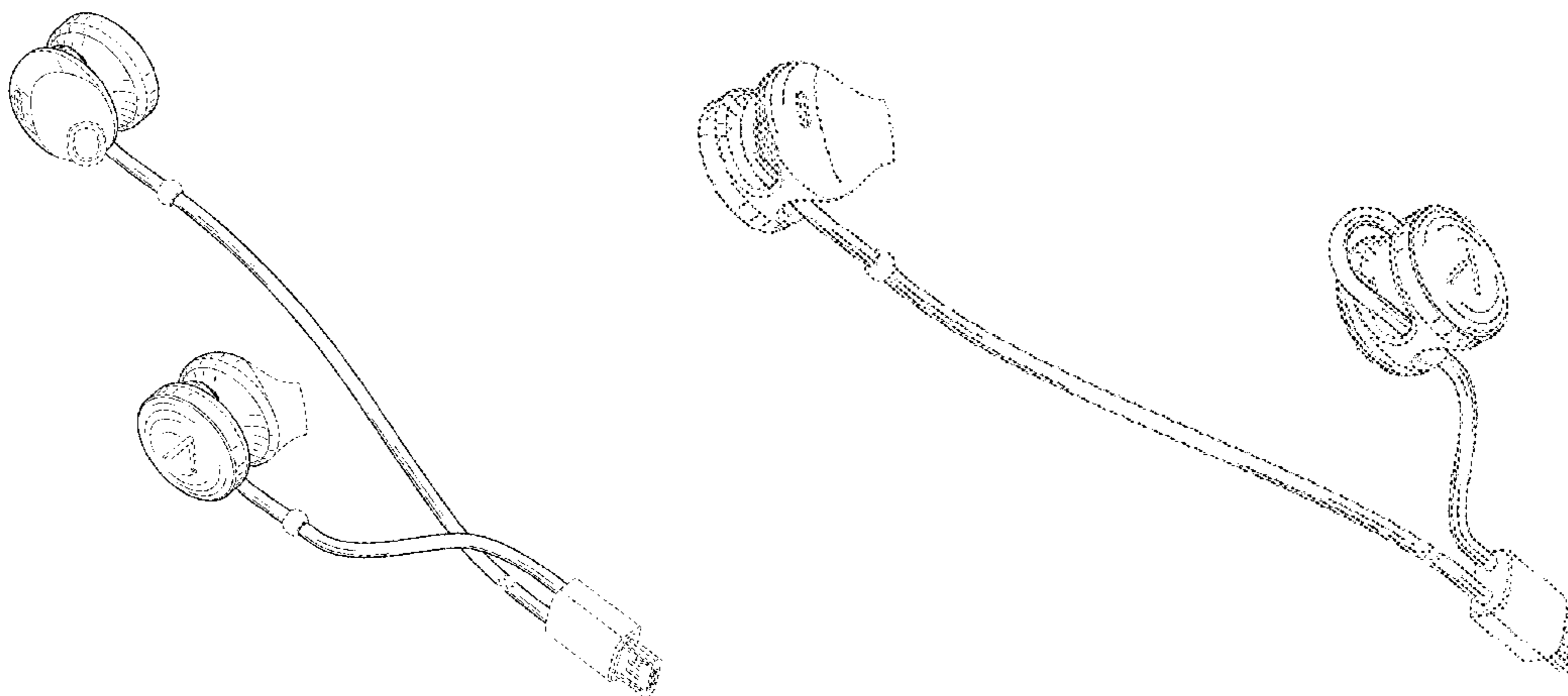
Broken lines are environmental only and form no part of the claimed design.

Dash-dot lines adjacent un-shaded areas represent bounds of the claimed design and form no part of the claimed design themselves.

Diagonal shading is used to indicate a polished or reflective material or surface treatment.

The pairs of closely adjacent, spaced jagged broken lines in the drawings form no part of the claimed design and the portions between such pairs of jagged broken lines are broken away to disclose indeterminate length. Portions of the design that may be visible between the jagged lines have been removed for clarity.

1 Claim, 14 Drawing Sheets



(56)

References Cited

U.S. PATENT DOCUMENTS

6,122,369	A	9/2000	Hwang et al.			
D436,960	S	1/2001	Budd et al.			
D470,833	S	2/2003	Rath et al.			
6,616,080	B1 *	9/2003	Edwards et al.	242/378.1	
6,690,807	B1	2/2004	Meyer			
6,729,726	B2	5/2004	Miller et al.			
6,868,164	B2 *	3/2005	Ito et al.	381/370	
D505,132	S *	5/2005	Linville et al.	D14/223	
6,950,531	B2	9/2005	Rickards			
6,975,644	B2	12/2005	Tordera et al.			
D521,493	S	5/2006	Wai			
D531,169	S *	10/2006	Tokioka et al.	D14/223	
D569,841	S *	5/2008	Chung et al.	D14/205	
7,461,936	B2	12/2008	Jannard			
D584,284	S	1/2009	Carr et al.			
D591,264	S	4/2009	Hong et al.			
7,551,748	B2 *	6/2009	Kamo et al.	381/380	
D602,064	S	10/2009	Mitsui et al.			
7,930,007	B2	4/2011	Andreasson			
D637,998	S *	5/2011	Brunner et al.	D14/205	
D643,405	S *	8/2011	Rath	D14/206	
D643,414	S	8/2011	Lee et al.			
D648,316	S *	11/2011	Lee et al.	D14/205	
D652,817	S	1/2012	Lee et al.			
D658,157	S *	4/2012	McManigal	D14/205	
8,174,569	B2	5/2012	Tanijiri et al.			
D662,079	S	6/2012	Fahrendorff et al.			
D663,715	S	7/2012	Glezerman et al.			
8,229,154	B2 *	7/2012	Ito	381/385	
D666,581	S *	9/2012	Perez	D14/223	
D678,242	S	3/2013	Von Euler			
D685,761	S	7/2013	Fletcher et al.			
D687,410	S	8/2013	Fletcher et al.			
D697,962	S	1/2014	Olsson			
D699,226	S *	2/2014	Yoon	D14/223	
D700,167	S	2/2014	Hardi			
D703,634	S *	4/2014	Han	D14/205	
D707,206	S *	6/2014	Akana et al.	D14/223	
8,755,555	B2 *	6/2014	Dougherty et al.	381/378	
D717,767	S *	11/2014	Mistry et al.	D14/206	
D719,131	S *	12/2014	Toelle et al.	D14/205	
D719,132	S *	12/2014	Toelle et al.	D14/205	
2004/0204177	A1	10/2004	Pon			
2006/0203998	A1	9/2006	Ben-Arie			
2007/0064967	A1	3/2007	Feeley et al.			
2007/0201000	A1	8/2007	Jackson et al.			
2010/0045928	A1	2/2010	Levy			
2011/0255723	A1	10/2011	Obradovic et al.			
2013/0127980	A1	5/2013	Haddick et al.			

* cited by examiner

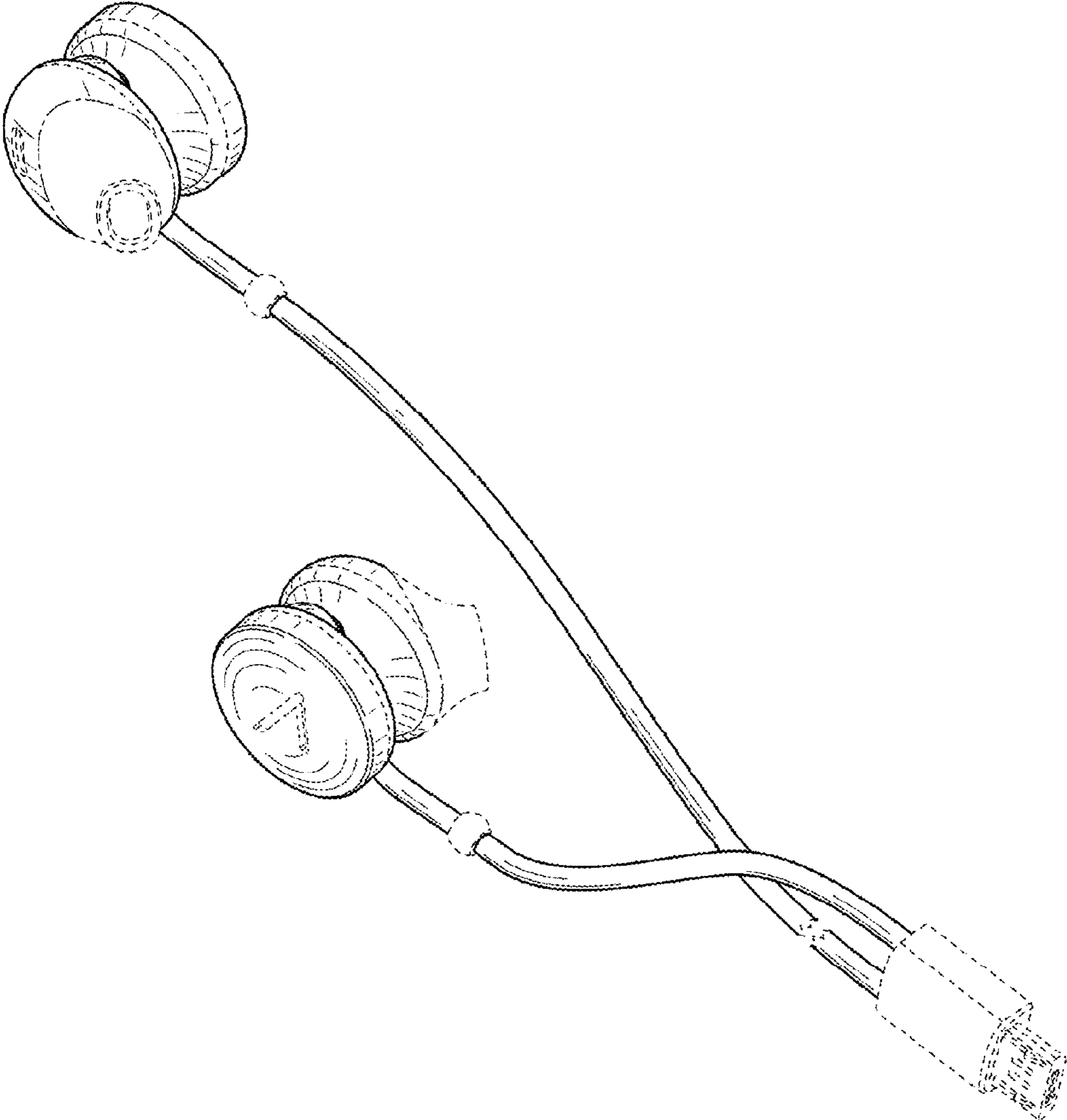


FIG. 1

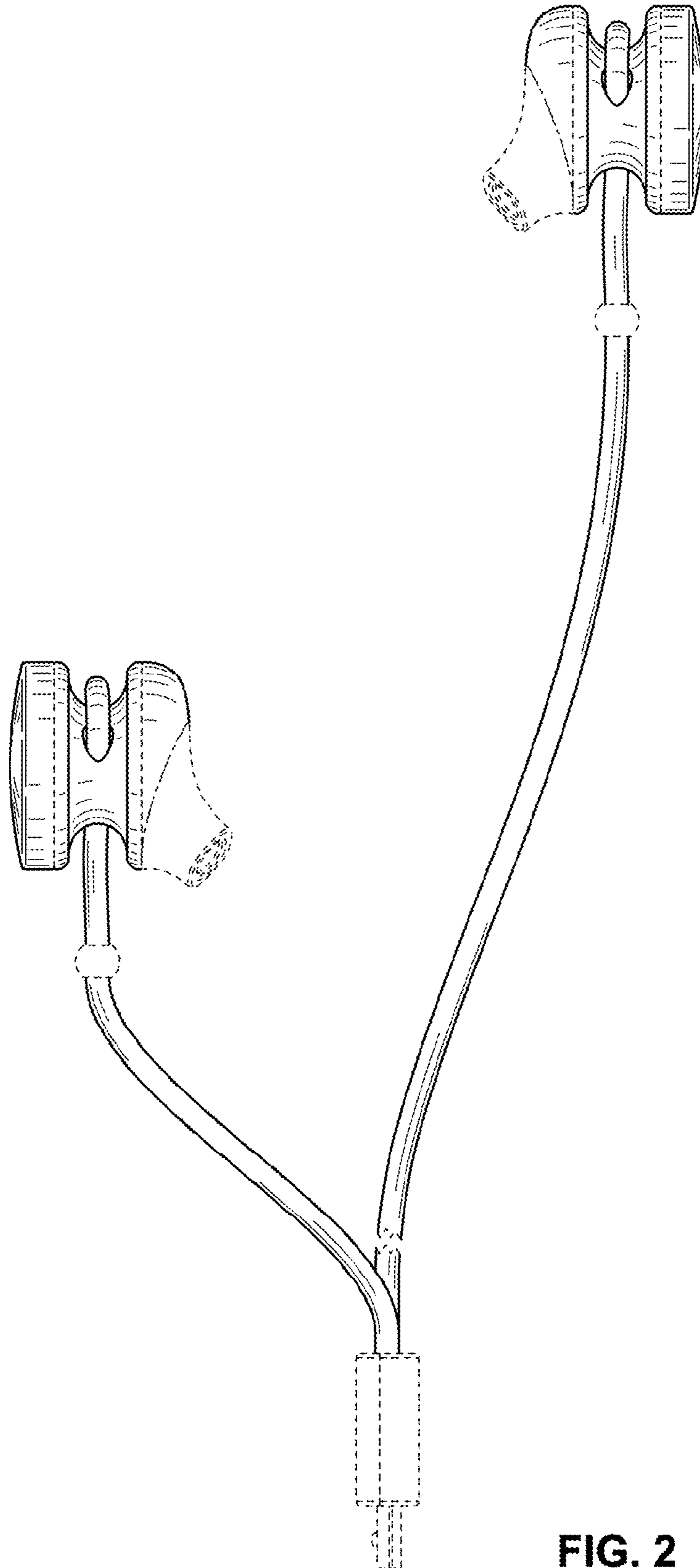


FIG. 2

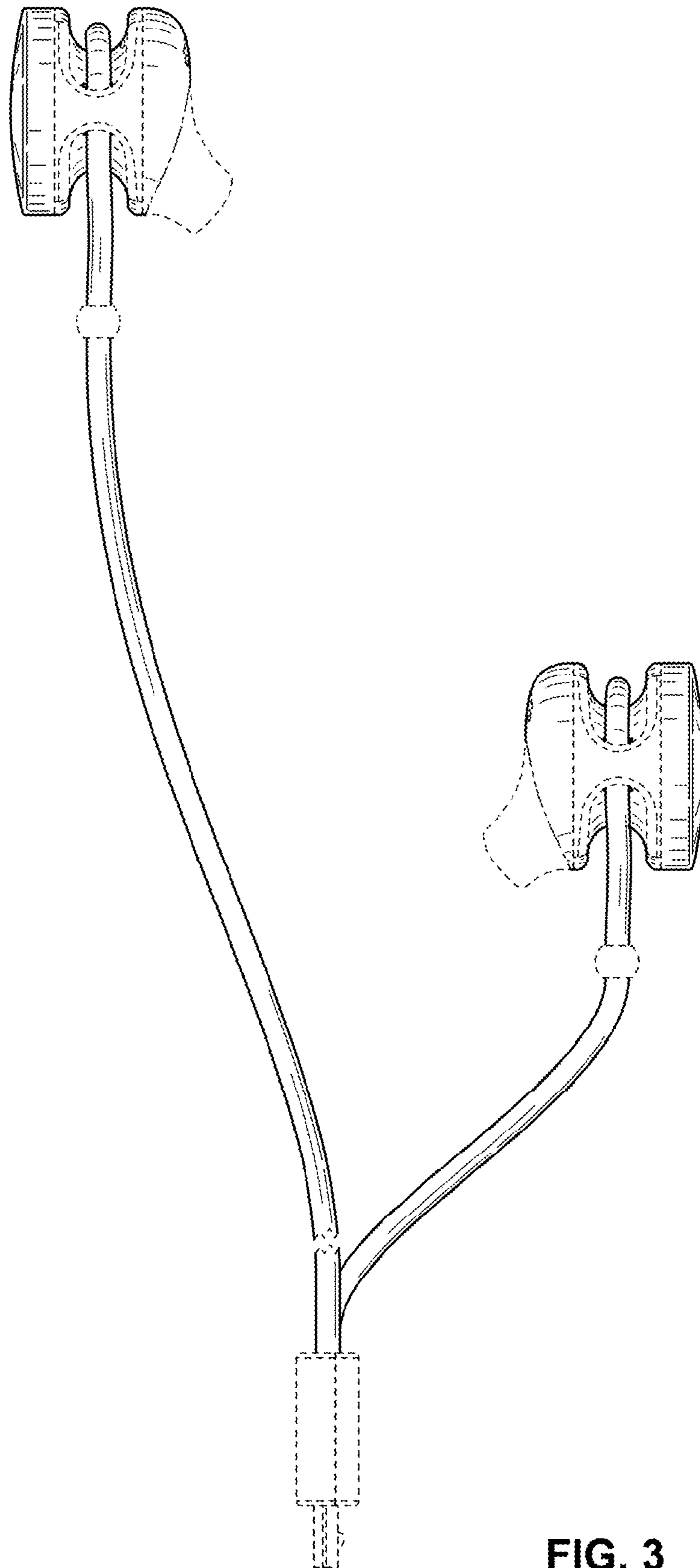


FIG. 3

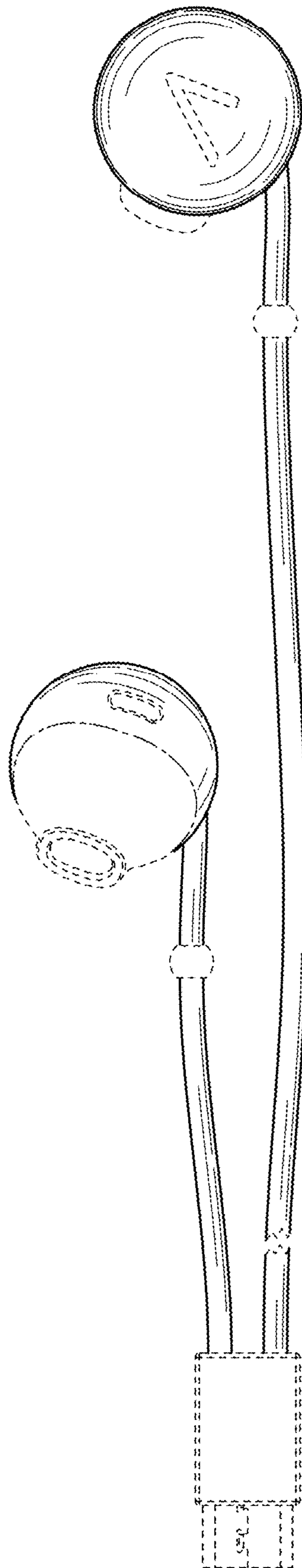


FIG. 4

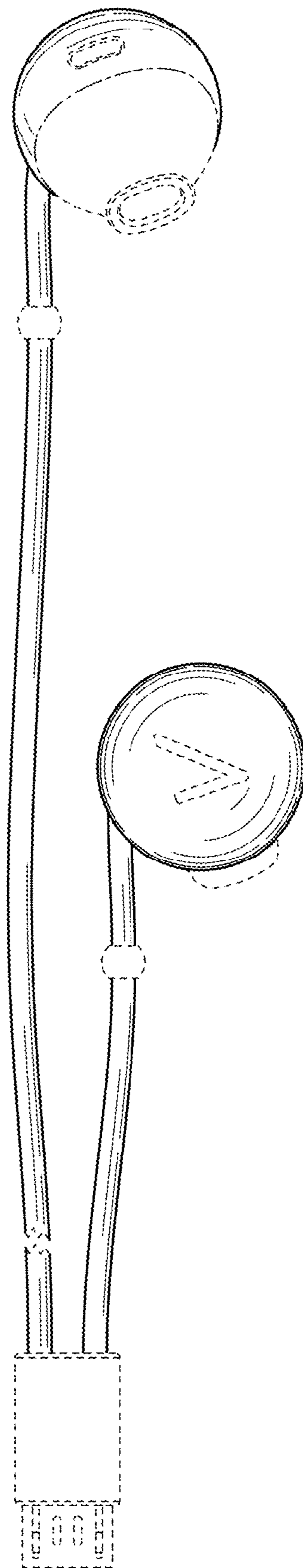


FIG. 5

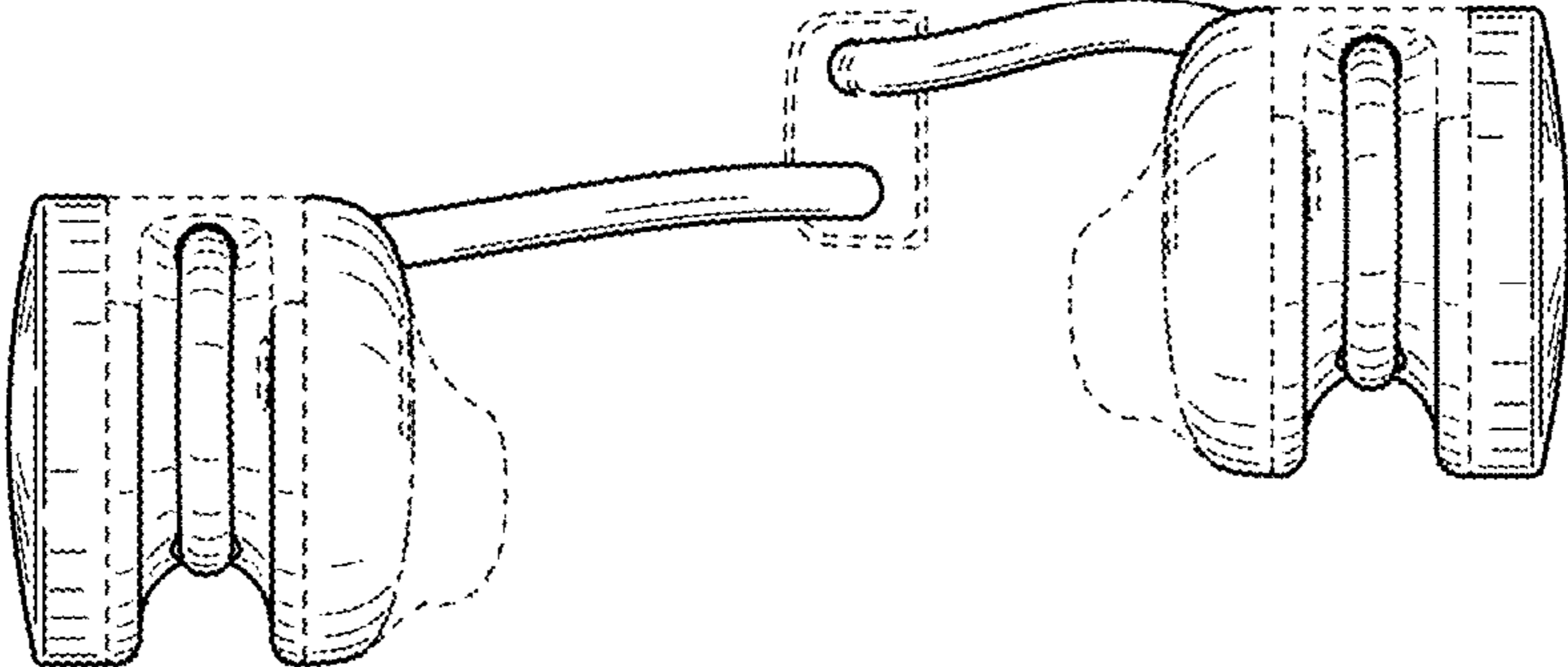


FIG. 6

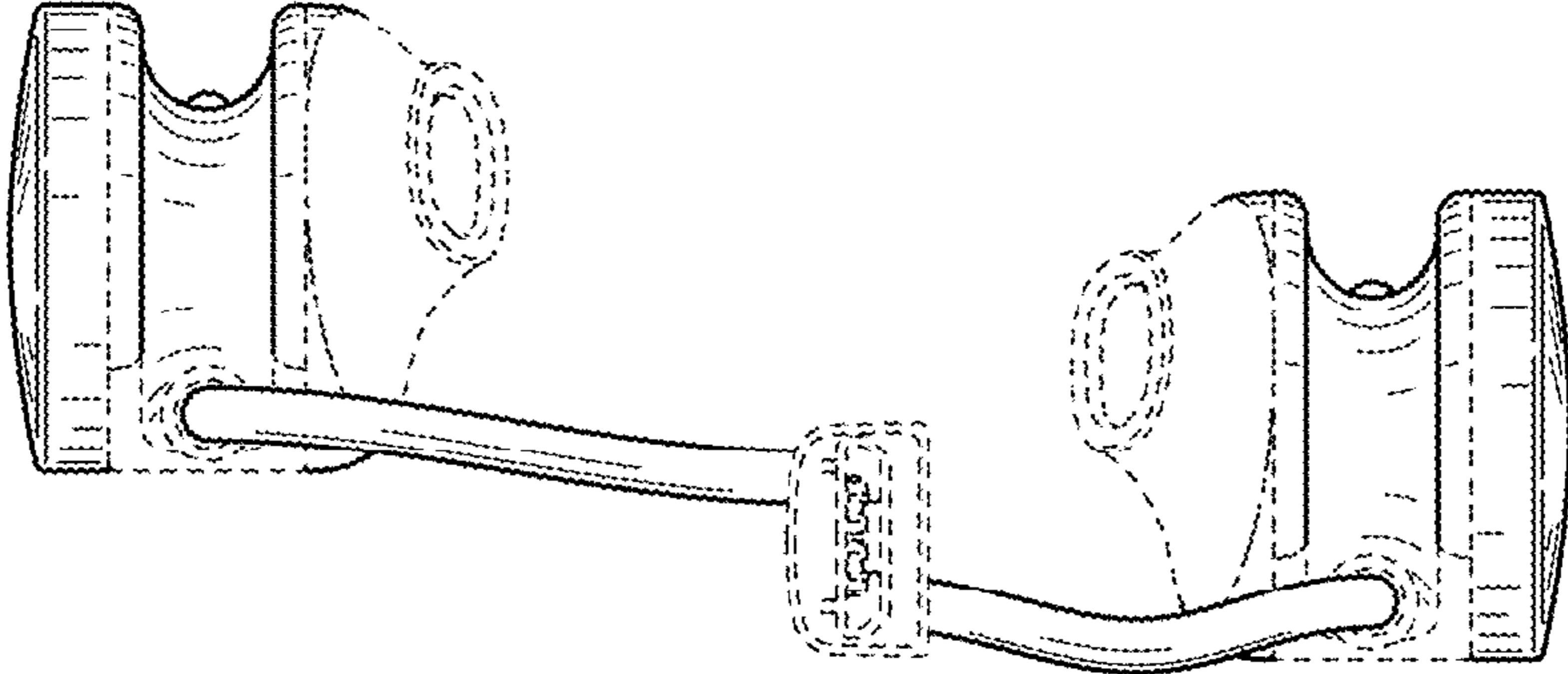


FIG. 7

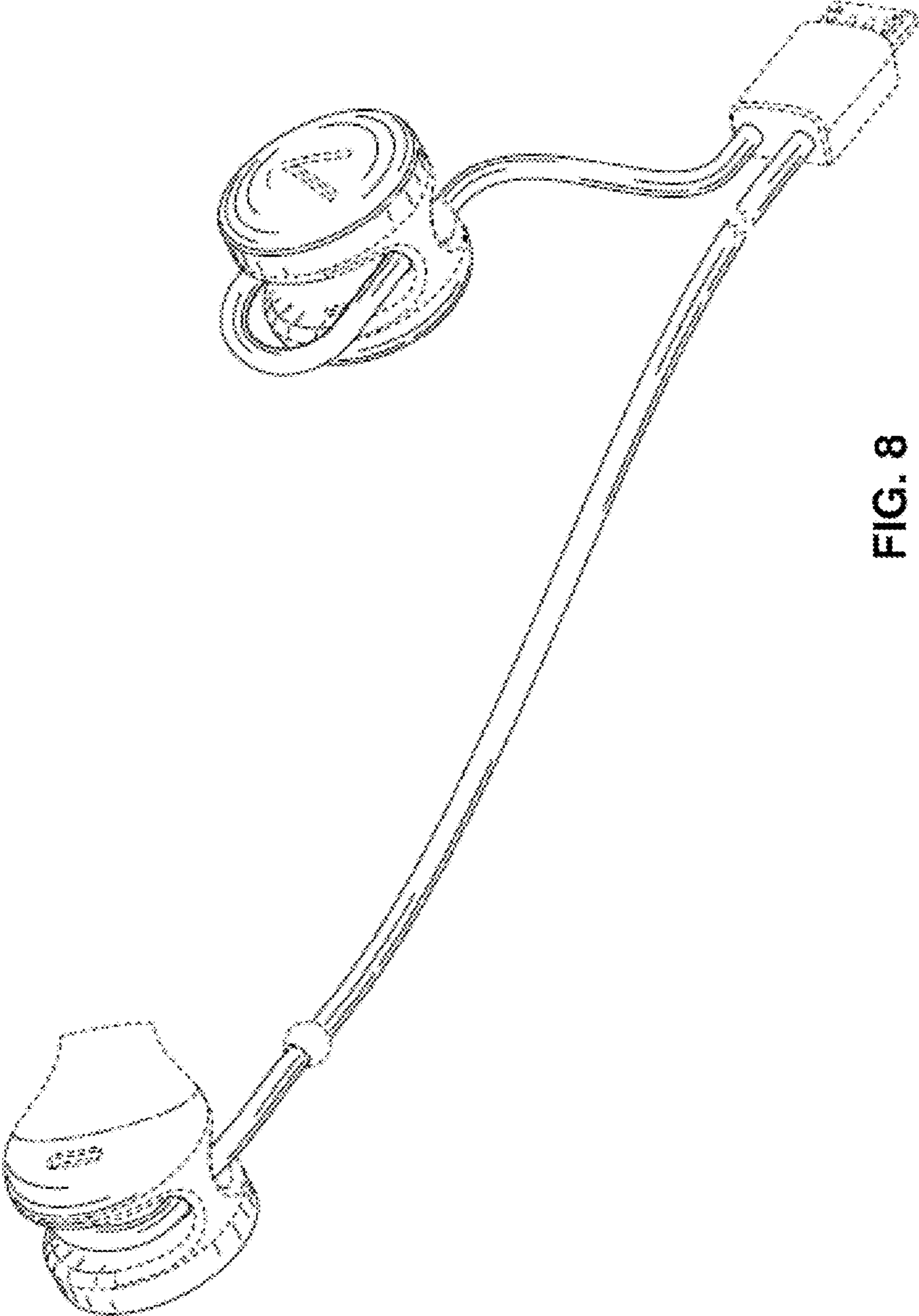


FIG. 8

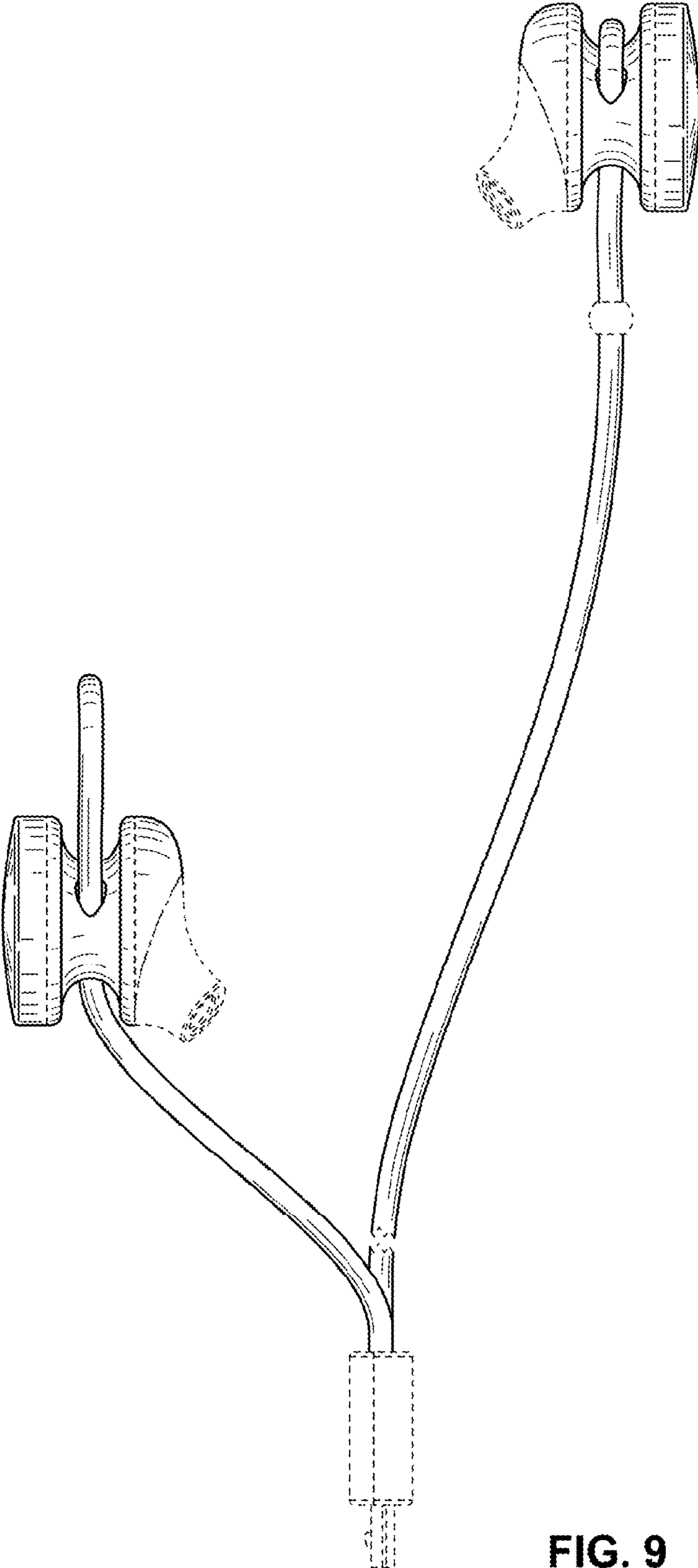


FIG. 9

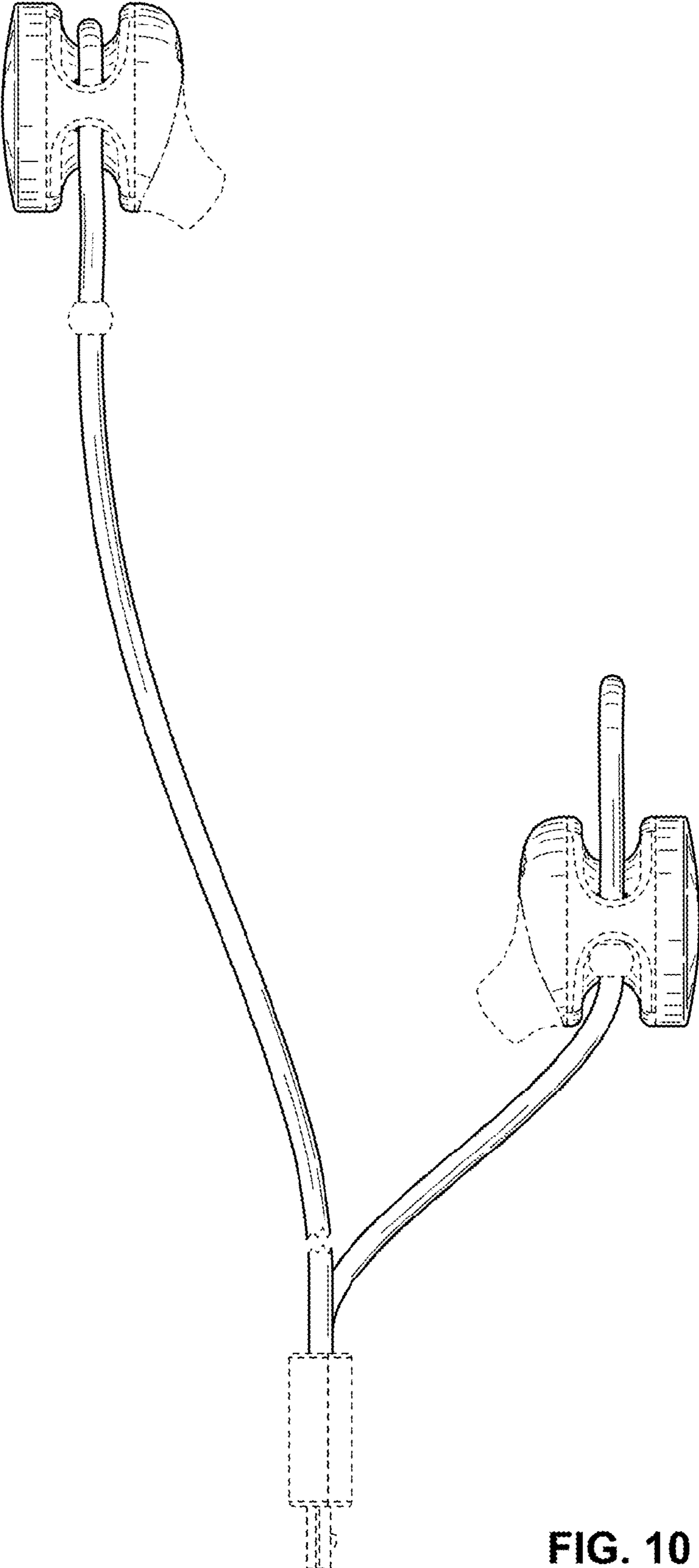


FIG. 10




FIG. 11

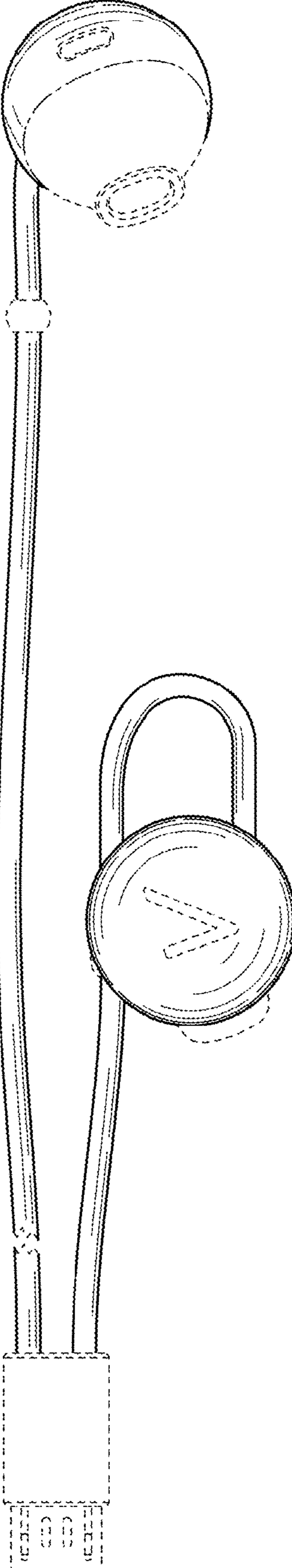


FIG. 12

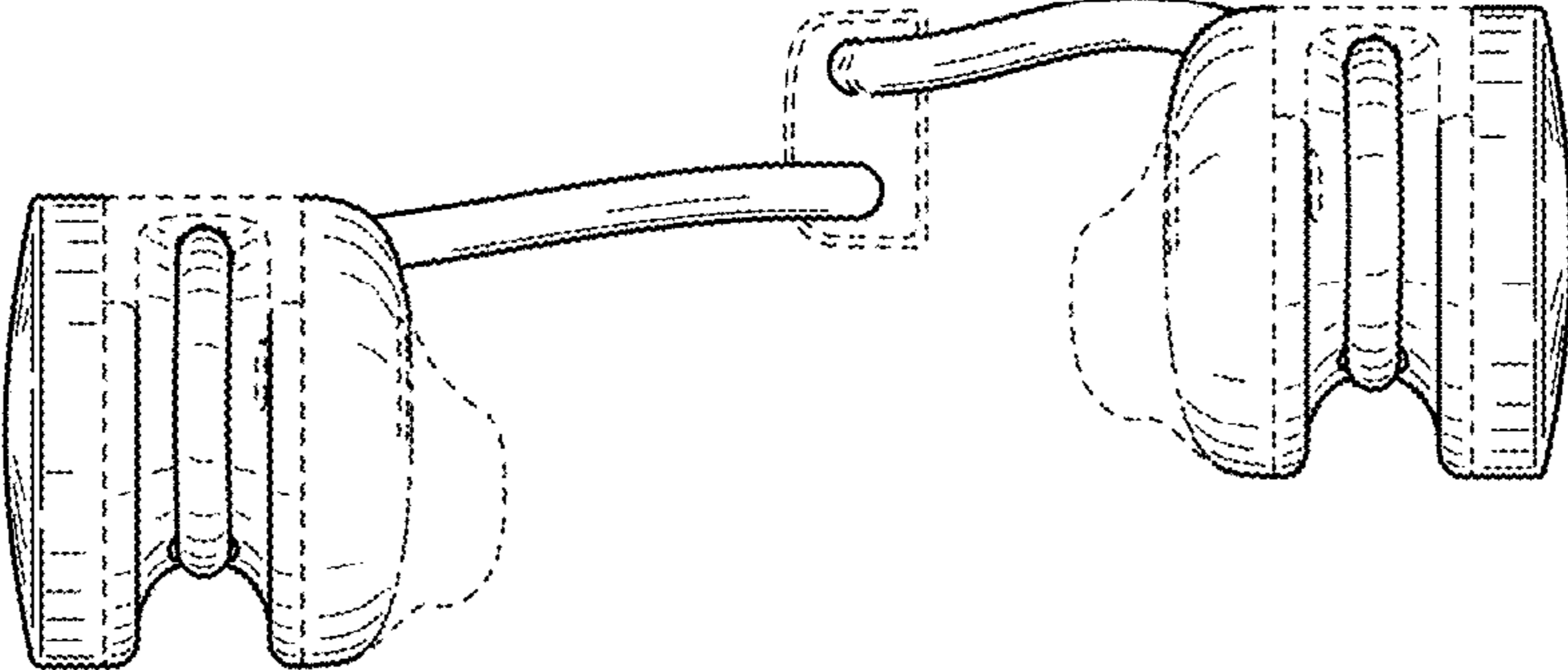


FIG. 13

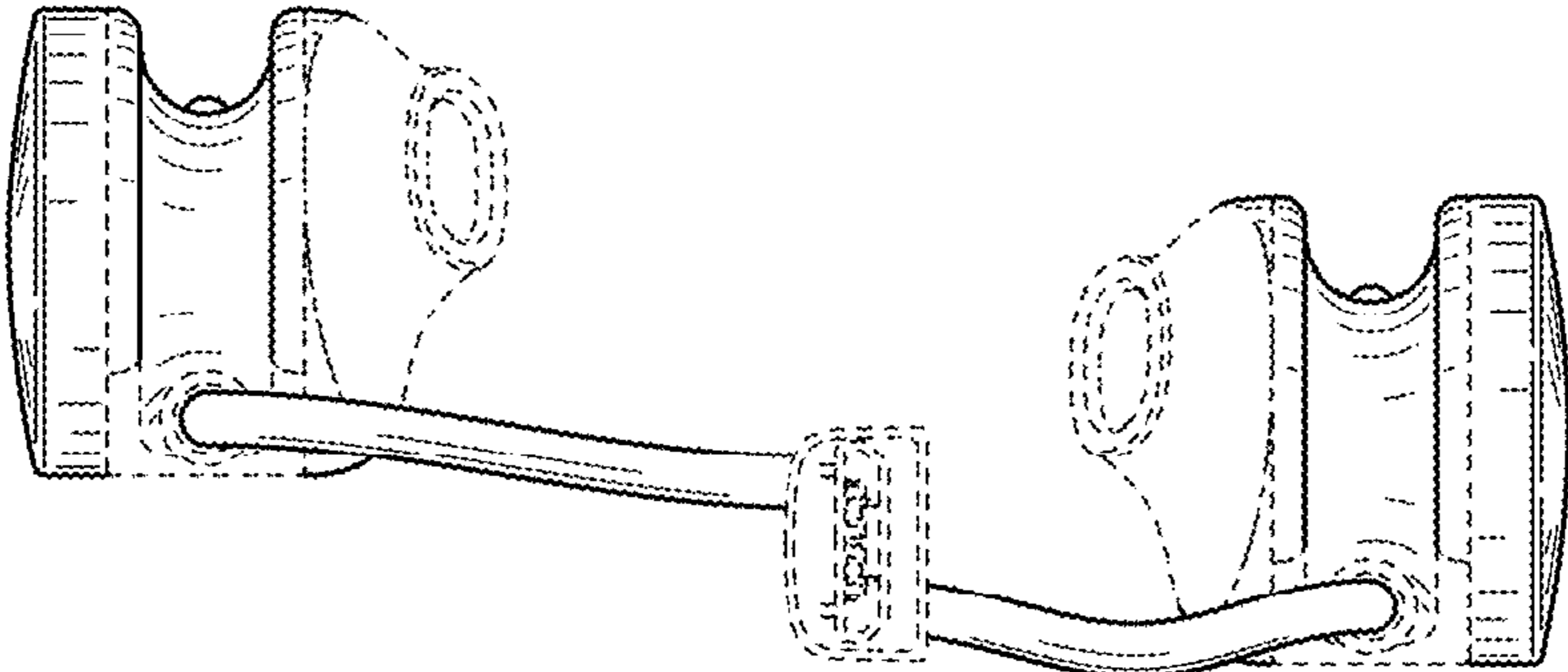


FIG. 14