



US00D743931S

(12) **United States Design Patent**  
**Hubbard et al.**

(10) **Patent No.:** **US D743,931 S**

(45) **Date of Patent:** **\*\* Nov. 24, 2015**

(54) **PORTABLE ELECTRONIC DEVICE**

(56) **References Cited**

(71) Applicant: **HTC Corporation**, Taoyuan, Taoyuan County (TW)

(72) Inventors: **Robin Nicholas Hubbard**, San Francisco, CA (US); **Andrew Chen**, San Francisco, CA (US); **Jonah Avram Becker**, San Francisco, CA (US)

(73) Assignee: **HTC CORPORATION**, Taoyuan (TW)

(\*\*) Term: **14 Years**

(21) Appl. No.: **29/500,692**

(22) Filed: **Aug. 27, 2014**

(51) **LOC (10) Cl.** ..... **14-03**

(52) **U.S. Cl.**  
USPC ..... **D14/203.7**; D14/496; D14/341

(58) **Field of Classification Search**  
USPC ..... D14/496, 401, 435, 474, 483, 217, 137, D14/138, 160, 168, 356, 203.1–203.8, 507, D14/341; 345/156, 169, 173–179, 905; 715/727–729, 864; 710/1, 5, 8; 713/1, 713/600; 455/1.1, 1.7, 73, 344–347, 93, 95, 455/3.01–3.06, 550.1, 573.1; 370/342–344; 369/1, 2, 6–12; 463/43–47; 273/148 B; D10/30, 31, 38, 128  
CPC ..... H04J 11/00; H04J 13/00; H04J 14/00  
See application file for complete search history.

U.S. PATENT DOCUMENTS

7,203,529 B2 *	4/2007	Kim .....	H04N 1/2112 348/E7.079
D601,122 S *	9/2009	Hibino .....	D14/203.7
D626,937 S *	11/2010	Yeo .....	D14/203.3
7,856,255 B2 *	12/2010	Tsuchiya .....	G06F 1/1616 200/11 TW
D652,810 S *	1/2012	Park .....	D14/126
D662,489 S *	6/2012	Yeo .....	D14/203.3
D676,459 S *	2/2013	Hofer .....	D14/203.3

\* cited by examiner

*Primary Examiner* — Prabhakar Deshmukh

(74) *Attorney, Agent, or Firm* — Birch, Stewart, Kolasch & Birch, LLP


(57) **CLAIM**

The ornamental design for portable electronic device, as shown and described.

**DESCRIPTION**

FIG. 1 is a front perspective view of a portable electronic device in accordance with our new design; FIG. 2 is a rear perspective view thereof; FIG. 3 is a front view thereof; FIG. 4 is a rear view thereof; FIG. 5 is a left side view thereof; FIG. 6 is a right side view thereof; FIG. 7 is a top plan view thereof; and, FIG. 8 is a bottom plan view thereof. The broken lines illustrate unclaimed portions and form no part of the claimed design.

**1 Claim, 7 Drawing Sheets**






FIG. 1




FIG. 2




FIG. 3




FIG. 4




FIG. 5



FIG. 6

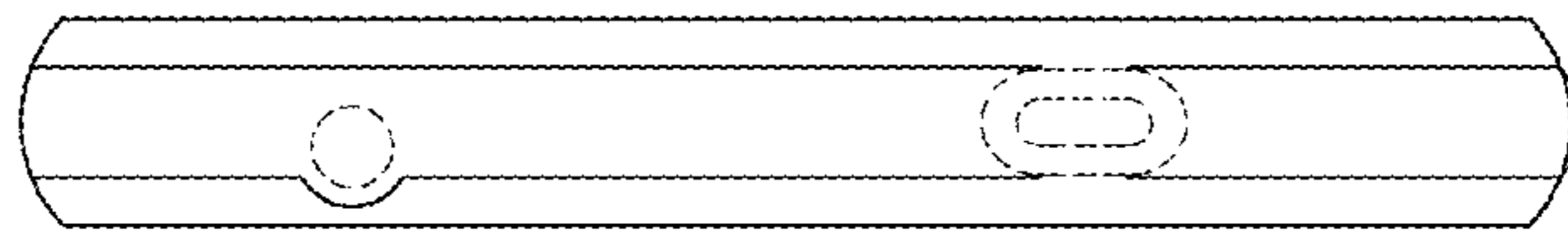


FIG. 7



FIG. 8