



US00D743914S

(12) **United States Design Patent**
Hobson

(10) **Patent No.:** **US D743,914 S**

(45) **Date of Patent:** **** Nov. 24, 2015**

(54) **PHOTOCONTROL RECEPTACLE FOR LIGHTING FIXTURE**

(71) Applicant: **Cree, Inc.**, Durham, NC (US)

(72) Inventor: **Charles O. Hobson**, Waterford, WI (US)

(73) Assignee: **Cree, Inc.**, Durham, NC (US)

(**) Term: **14 Years**

(21) Appl. No.: **29/484,879**

(22) Filed: **Mar. 13, 2014**

(51) **LOC (10) Cl.** **13-03**

(52) **U.S. Cl.**
USPC **D13/165**

(58) **Field of Classification Search**
USPC D13/165, 171, 184
CPC G01J 1/02; G01J 1/0271; G01J 1/04;
G05D 25/00; H01H 3/08; H01H 3/42; H01H
2025/043; H01H 2025/048; H01R 13/625;
H01R 24/005; H01R 33/945; H01R 33/9456
See application file for complete search history.

(56) **References Cited**

U.S. PATENT DOCUMENTS

| | | |
|-------------|---------|---------------|
| 774,250 A | 11/1904 | Hubbell |
| 903,768 A | 11/1908 | Platt |
| 2,941,182 A | 6/1960 | Heller |
| 2,970,222 A | 1/1961 | Husby et al. |
| 3,031,582 A | 4/1962 | Benner et al. |
| 3,083,347 A | 3/1963 | Fahey, Jr. |
| 3,123,423 A | 3/1964 | Schmitt |
| 3,343,852 A | 9/1967 | Blight et al. |
| 3,379,892 A | 4/1968 | Neagle |
| 3,398,391 A | 8/1968 | Brishka |
| 3,408,501 A | 10/1968 | Thompson |
| 3,710,130 A | 1/1973 | Pate |
| 4,477,143 A | 10/1984 | Taylor |
| 4,653,834 A | 3/1987 | Norden |
| 4,972,049 A | 11/1990 | Muench |

(Continued)

FOREIGN PATENT DOCUMENTS

CN 202995464 U 6/2013
CN 202995489 U 6/2013

(Continued)

OTHER PUBLICATIONS

Hubbell brochure titled "Twist-Lock Wiring Devices and Safety Enclosures" 28 pages, Copyright 1998.

(Continued)

Primary Examiner — Selina Sikder

(74) *Attorney, Agent, or Firm* — Jansson Munger McKinley & Shape Ltd.

(57) **CLAIM**

The ornamental design for a photocontrol receptacle for lighting fixture, as shown and described.

DESCRIPTION

FIG. 1 is a perspective view of a photocontrol receptacle for lighting fixture;

FIG. 2 is a front elevation view of the photocontrol receptacle for lighting fixture of FIG. 1, the rear elevation being a mirror image thereof;

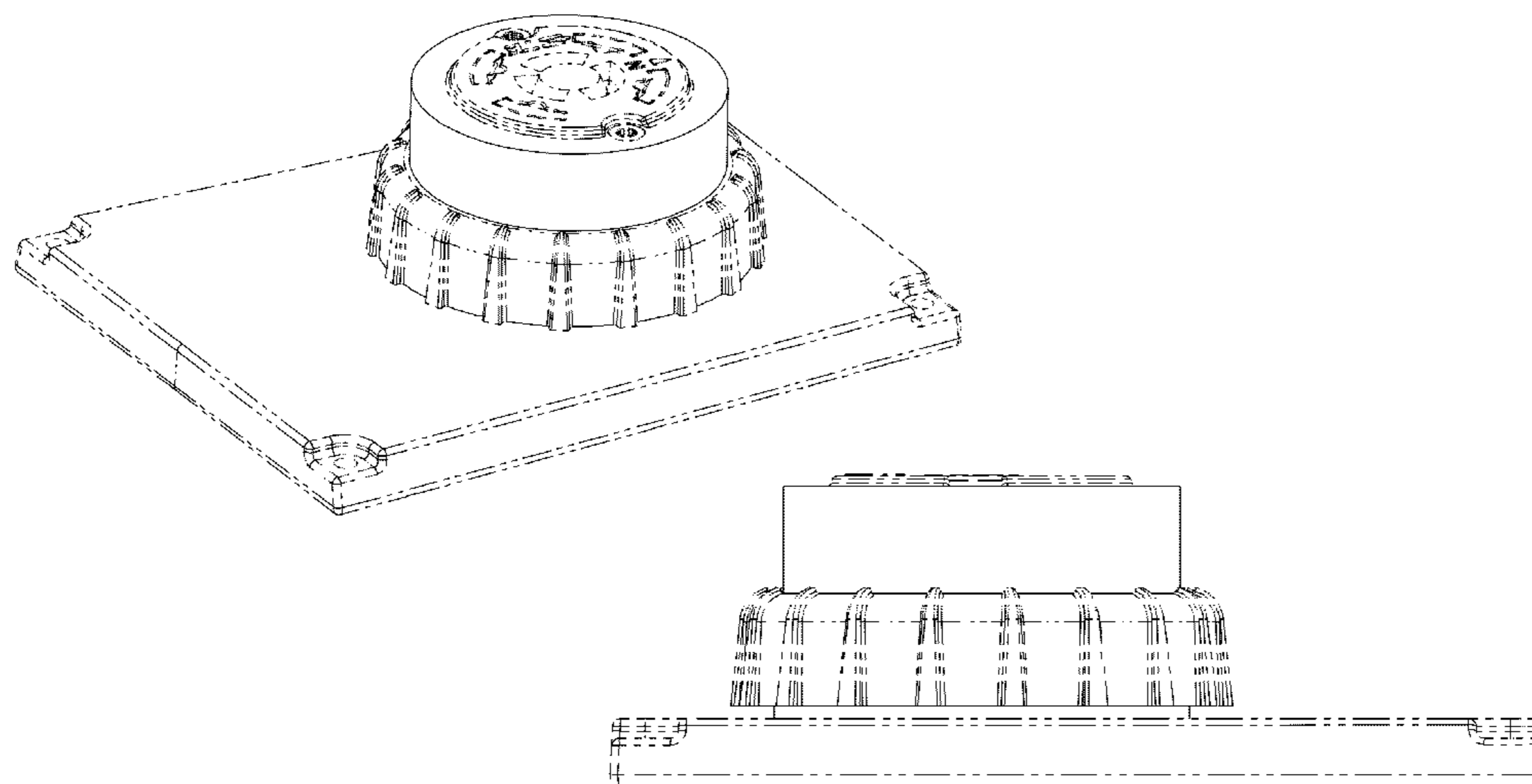
FIG. 3 is a right side elevation view of the photocontrol receptacle for lighting fixture of FIG. 1, the left side elevation being a mirror image thereof;

FIG. 4 is a top plan view of the photocontrol receptacle for lighting fixture of FIG. 1; and,

FIG. 5 is a perspective view of the photocontrol receptacle for lighting fixture of FIG. 1 shown with a photocontrol connected thereto.

The broken lines are provided for illustrative purposes only and form no part of the claimed design.

1 Claim, 5 Drawing Sheets



(56)

References Cited

U.S. PATENT DOCUMENTS

5,430,249 A * 7/1995 Phelps et al. 174/50
 5,593,318 A 1/1997 Bilson et al.
 6,059,427 A 5/2000 Wedell et al.
 6,089,910 A 7/2000 Suzuki et al.
 6,113,424 A 9/2000 Shinozaki
 6,592,384 B2 7/2003 Sawayanagi
 6,884,089 B2 4/2005 Obikane et al.
 7,016,802 B2 * 3/2006 Flaherty 702/117
 7,166,830 B2 * 1/2007 Kitahara et al. 250/214 R
 7,173,236 B2 * 2/2007 Kawano et al. 250/231.13
 7,285,738 B2 * 10/2007 Lavigne et al. 200/4
 D574,334 S * 8/2008 Bonnaud D13/165
 7,547,876 B2 * 6/2009 Flaherty 250/239
 7,622,701 B2 11/2009 Stevens et al.
 7,637,766 B2 12/2009 Kauffman et al.
 7,699,489 B2 * 4/2010 Hagen 362/153.1
 8,038,481 B1 10/2011 Creighton et al.
 8,398,435 B2 3/2013 Aurongzeb et al.
 D715,745 S * 10/2014 Hurr et al. D13/165
 8,864,514 B2 * 10/2014 Ilyes 439/337
 2002/0119692 A1 * 8/2002 Burton 439/346
 2005/0254246 A1 * 11/2005 Huang 362/362
 2007/0258248 A1 * 11/2007 Duhe, Jr. 362/362
 2007/0279919 A1 * 12/2007 Lin 362/362
 2007/0297182 A1 * 12/2007 Stache 362/362
 2010/0000846 A1 * 1/2010 Nemetz 200/336
 2010/0258412 A1 * 10/2010 Soldo 200/11 R

2010/0323592 A1 * 12/2010 Nemetz et al. 451/353
 2011/0164424 A1 * 7/2011 Breen et al. 362/296.01
 2012/0088401 A1 4/2012 Mochizuki et al.
 2014/0034462 A1 * 2/2014 Lee 200/61.58 R
 2014/0042003 A1 * 2/2014 Meftah et al. 200/334
 2014/0043303 A1 * 2/2014 Baker et al. 345/184
 2014/0216911 A1 * 8/2014 Benni et al. 200/534

FOREIGN PATENT DOCUMENTS

CN 202995490 U 6/2013
 CN 202996718 U 6/2013
 CN 202998582 U 6/2013
 CN 203202991 U 9/2013

OTHER PUBLICATIONS

An Internet article titled “National Electrical Manufacturers Association” retrieved from the Wikipedia.org on Feb. 24, 2014; URL: http://en.wikipedia.org/wiki/National_Electrical_Manufacturers_Association.
 GE product information sheet for “Dimming Controller—Outdoor” 1 page, Copyright 2011.
 GE product image for WOLC LED S 12331; retrieved from the Internet on Mar. 7, 2014, URL: <http://www.gelighting.com/LightingWeb/na/images/GE-Wireless-Lighting-Control-System...>
 GE product information sheet for The Monitor Stand-Alone Controller titled “Next-generation Control” 1 page.

* cited by examiner

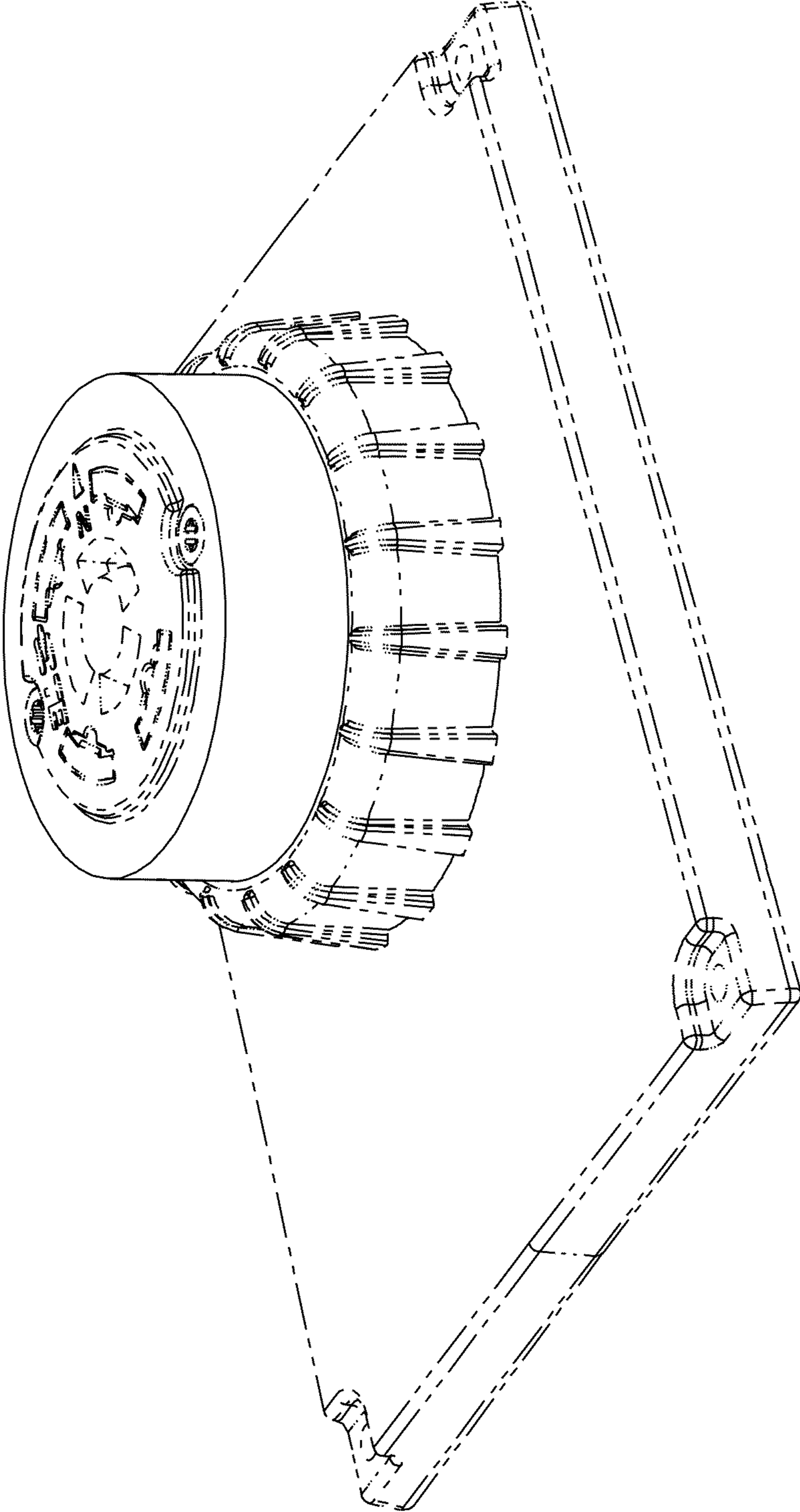


FIG. 1

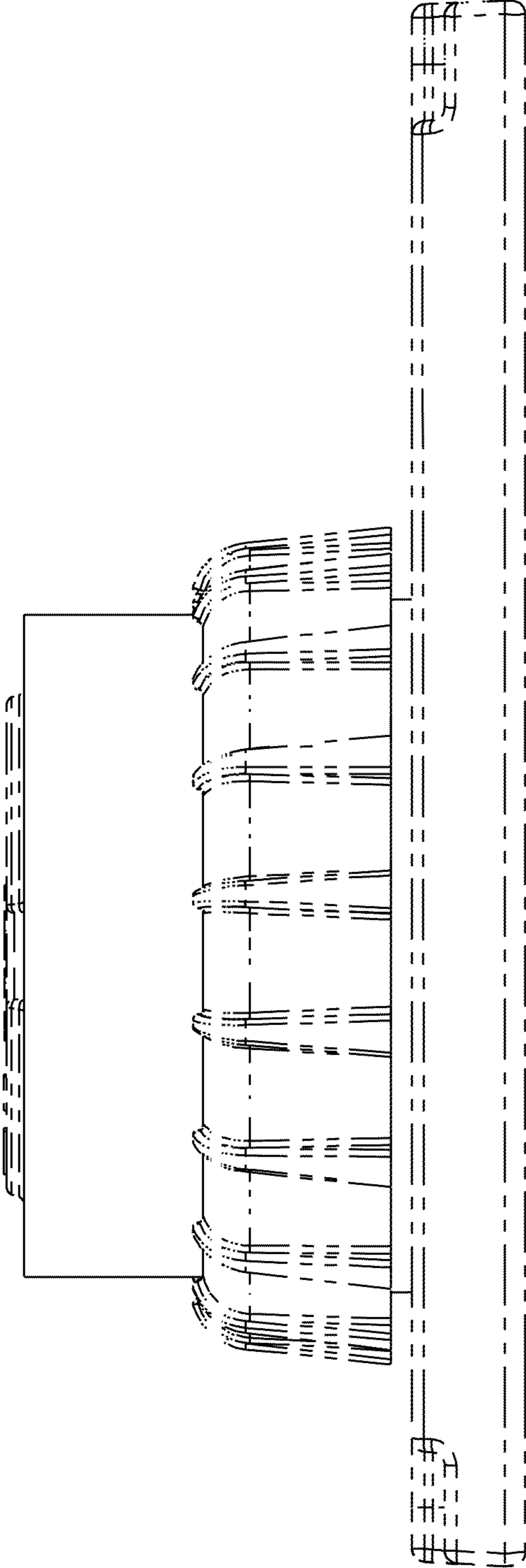


FIG. 2





FIG. 3

FIG. 4



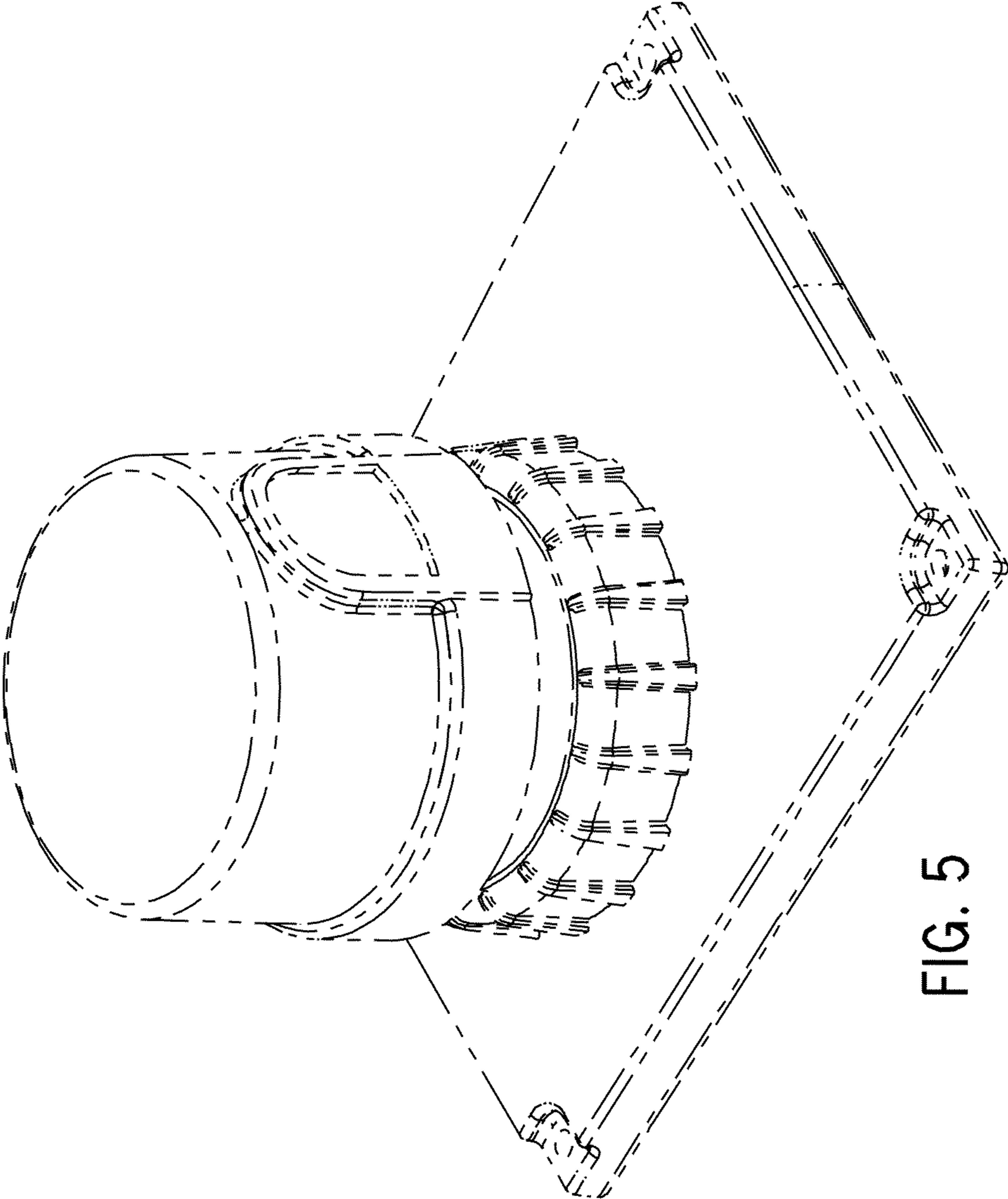


FIG. 5