



US00D743911S

(12) **United States Design Patent**
Murphy et al.

(10) **Patent No.:** **US D743,911 S**

(45) **Date of Patent:** **** Nov. 24, 2015**

(54) **BUSBAR**

(71) Applicant: **General Electric Company**,
Schenectady, NY (US)

(72) Inventors: **Mark Allen Murphy**, Erie, PA (US);
Henry Todd Young, Erie, PA (US);
Jason Daniel Kuttenkuler, Erie, PA
(US); **Sean Patrick Cillessen**, Lawrence
Park, PA (US); **Zhao Zhang**, Shanghai
(CN)

(73) Assignee: **General Electric Company**,
Schenectady, NY (US)

(**) Term: **14 Years**

(21) Appl. No.: **29/509,372**

(22) Filed: **Nov. 17, 2014**

(51) **LOC (10) Cl.** **13-03**

(52) **U.S. Cl.**
USPC **D13/154; D13/147**

(58) **Field of Classification Search**
USPC **D13/147, 154, 184, 199**
See application file for complete search history.

(56) **References Cited**

U.S. PATENT DOCUMENTS

D94,298 S *	1/1935	Frank	D13/155
D237,500 S *	11/1975	Legerious	D13/155
D315,548 S *	3/1991	Kozono et al.	D13/173
D317,434 S *	6/1991	McGrane	D13/133
D399,486 S *	10/1998	Deans	D13/120
D404,707 S *	1/1999	Awbrey	D13/133

* cited by examiner

Primary Examiner — Daniel Bui
(74) *Attorney, Agent, or Firm* — GE Global Patent
Operation; John A. Kramer

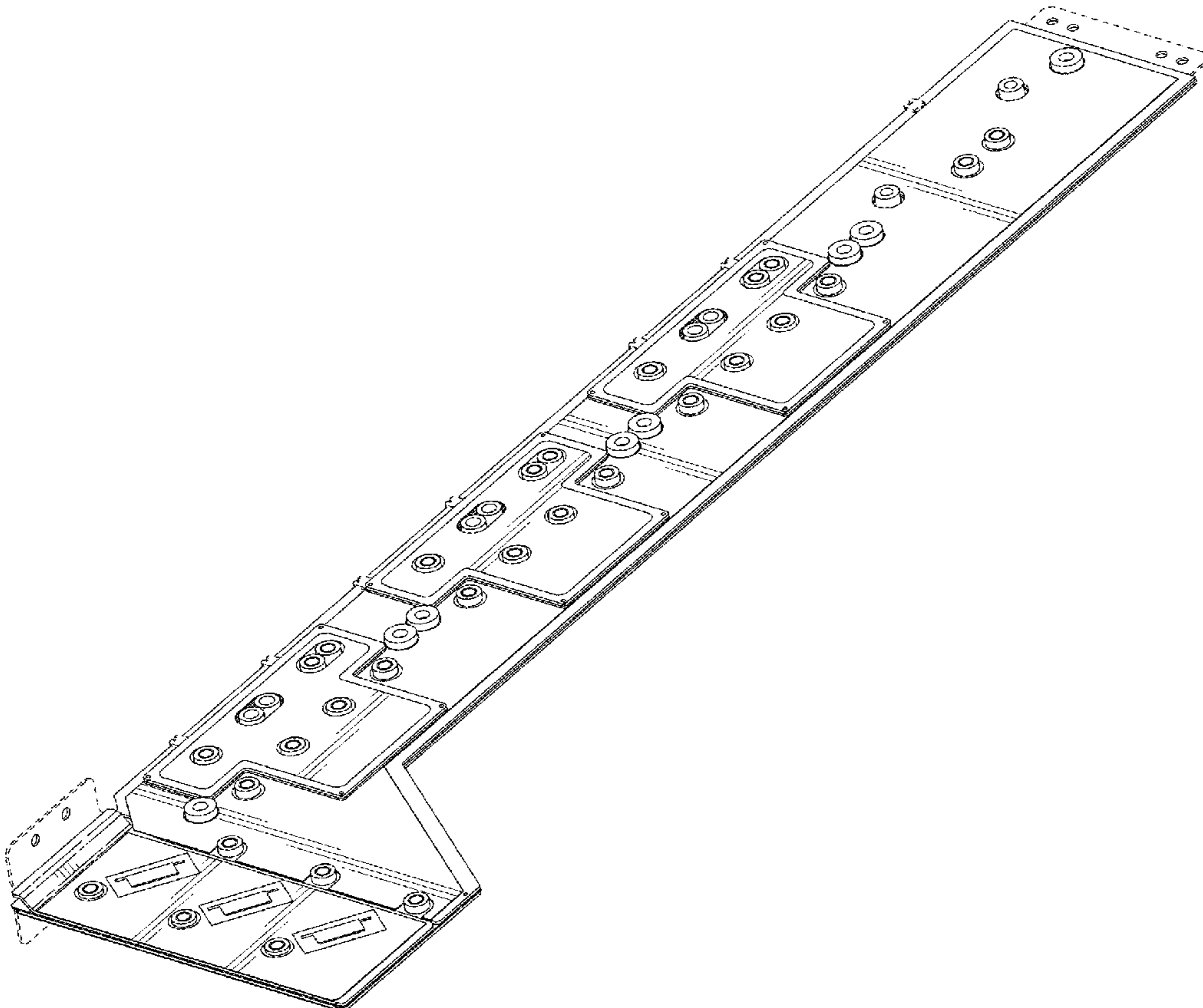
(57) **CLAIM**

The ornamental design for a busbar, as shown and described.

DESCRIPTION

FIG. 1 is a perspective view of a busbar showing our new design;
FIG. 2 is a side view thereof;
FIG. 3 is an opposite side view thereof;
FIG. 4 is a front view thereof;
FIG. 5 is a rear view thereof;
FIG. 6 is a top plan view thereof; and,
FIG. 7 is a bottom plan view thereof.
The broken line in the figure drawings represents unclaimed environment and forms no part of the claimed design.

1 Claim, 5 Drawing Sheets



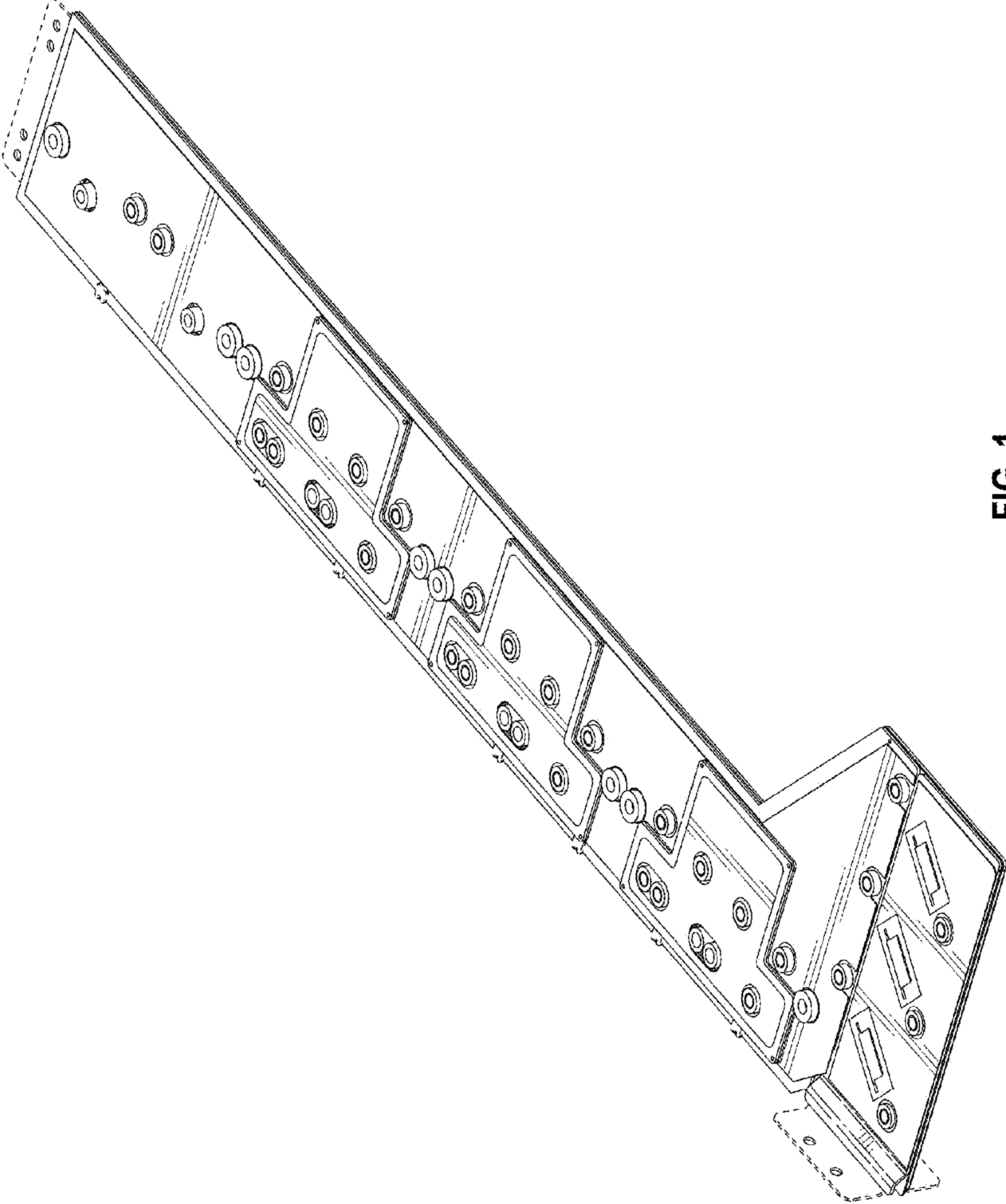


FIG. 1

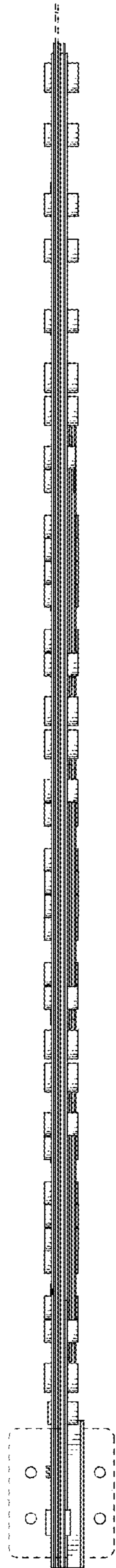


FIG. 2

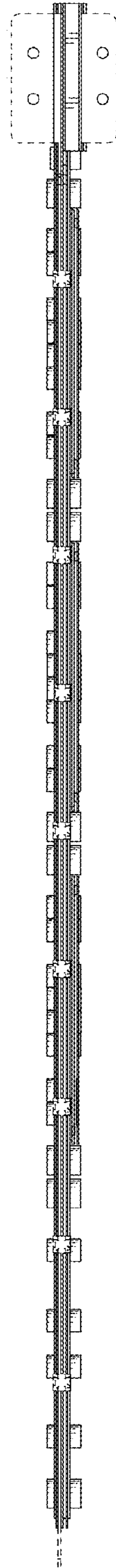


FIG. 3

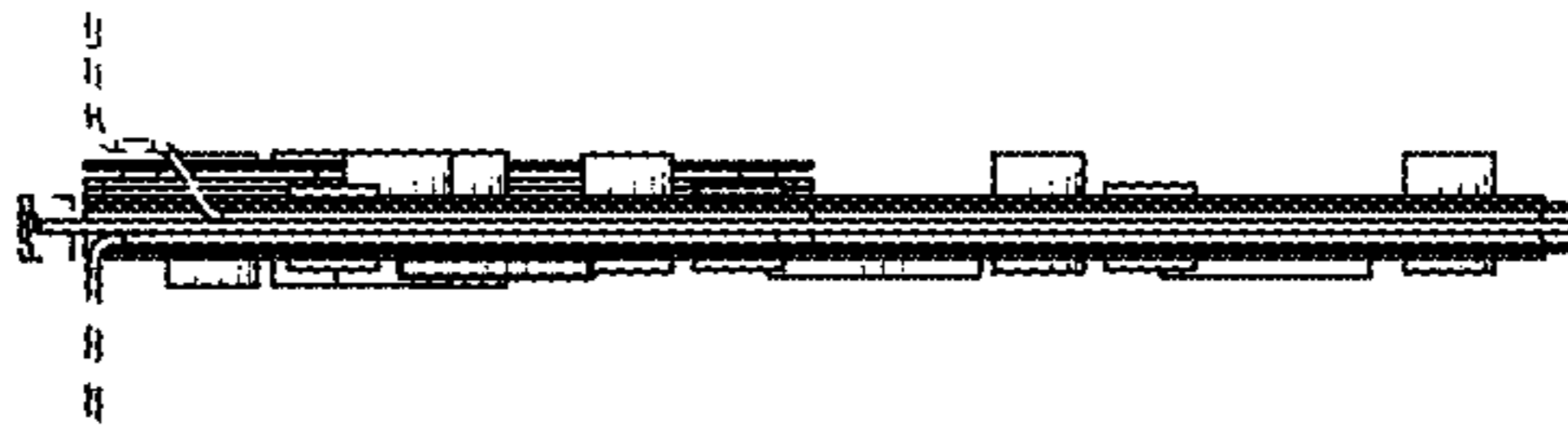


FIG. 4

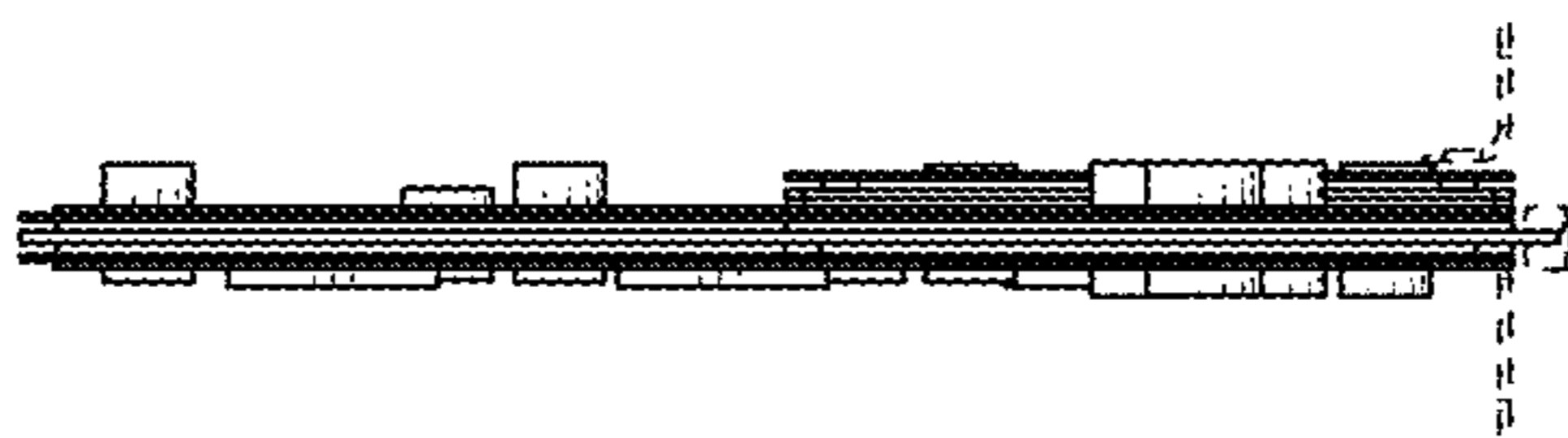


FIG. 5

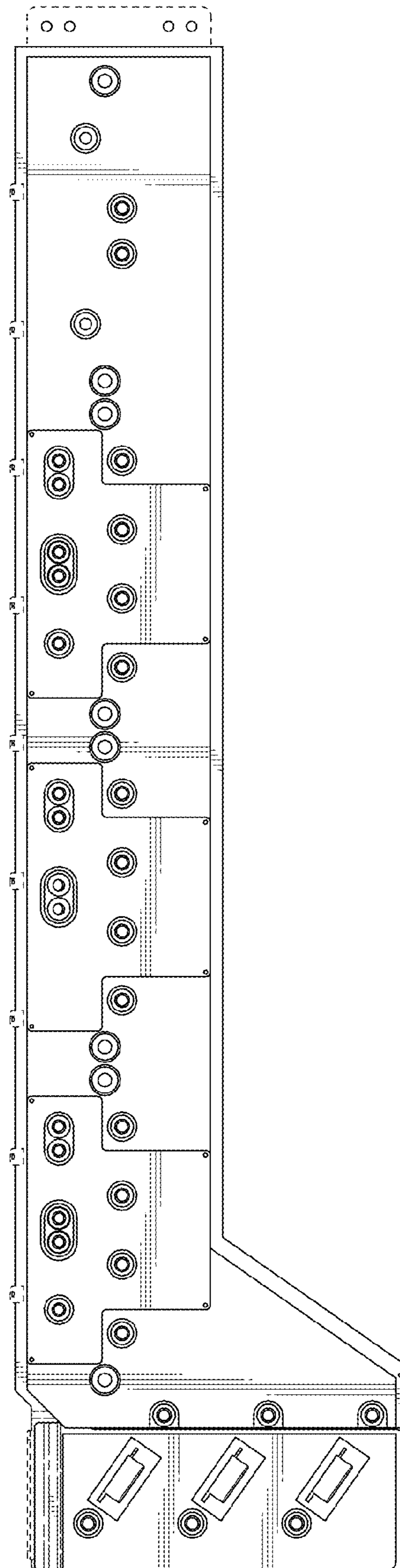


FIG. 6

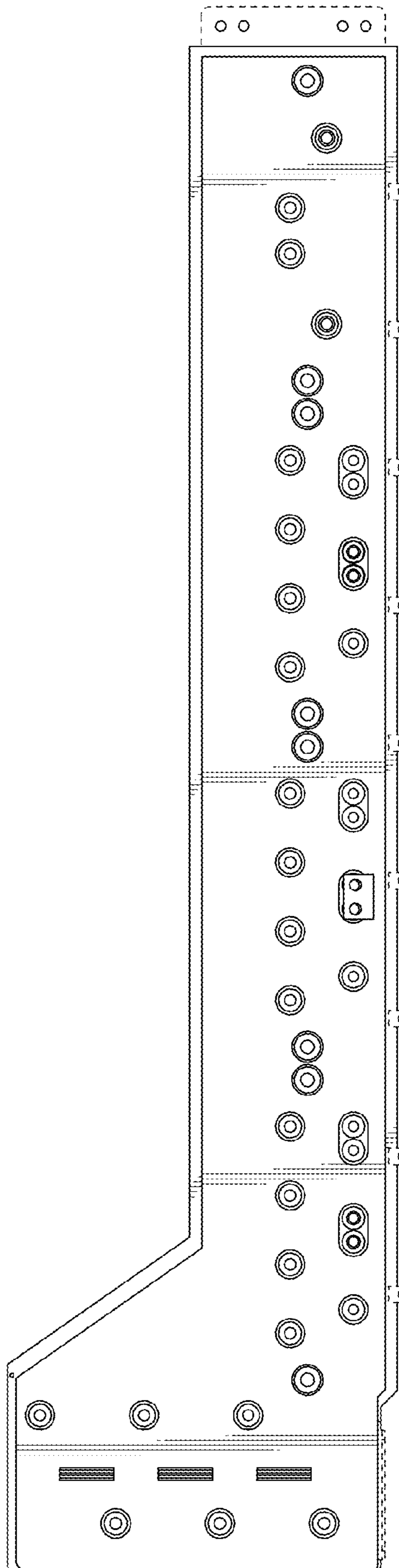


FIG. 7