



US00D743888S

(12) **United States Design Patent**
Dasbach

(10) **Patent No.:** **US D743,888 S**

(45) **Date of Patent:** **** Nov. 24, 2015**

(54) **PORTION OF AN ACCUMULATOR**

(71) Applicant: **Robert Bosch GmbH**, Stuttgart (DE)

(72) Inventor: **Gregor Dasbach**, Reutlingen (DE)

(73) Assignee: **Robert Bosch GmbH**, Stuttgart (DE)

(**) Term: **14 Years**

(21) Appl. No.: **29/485,200**

(22) Filed: **Mar. 17, 2014**

(30) **Foreign Application Priority Data**

Sep. 17, 2013 (EM) 002310573

(51) **LOC (10) Cl.** **13-02**

(52) **U.S. Cl.**
USPC **D13/110**

(58) **Field of Classification Search**
USPC D13/110, 101, 103, 107, 108, 118, 133,
D13/162, 184, 199; D15/148, 199; 307/46,
307/66, 67, 151, 152; 194/215, 216, 220,
194/225, 228; 320/107, 108, 109, 115
CPC G06F 1/181; H01M 10/488; H01M 2/1066
See application file for complete search history.

(56) **References Cited**

U.S. PATENT DOCUMENTS

267,025 A * 11/1882 See 607/145
D328,888 S * 8/1992 Zhu D13/103
D358,126 S * 5/1995 Sakuma et al. D13/103
D363,055 S * 10/1995 Kobayashi et al. D13/103
D374,211 S * 10/1996 Trisl D13/103

D387,328 S * 12/1997 Ueda D13/103
D403,298 S * 12/1998 Hall et al. D13/103
D408,351 S * 4/1999 Shim D13/103
D417,861 S * 12/1999 Maeyama D13/103
D466,141 S * 11/2002 Mullet et al. D15/148
D509,788 S * 9/2005 Schlieffers et al. D13/108
D538,222 S * 3/2007 Curello et al. D13/103
D571,289 S * 6/2008 Michaeli D13/103
D581,866 S * 12/2008 Choi et al. D13/103
D665,346 S * 8/2012 Kumagai et al. D13/108
D682,195 S * 5/2013 Aglassinger D13/103
D712,356 S * 9/2014 Windom D13/119

* cited by examiner

Primary Examiner — Derrick Holland

Assistant Examiner — Jennifer O King

(74) *Attorney, Agent, or Firm* — Maginot, Moore & Beck LLP

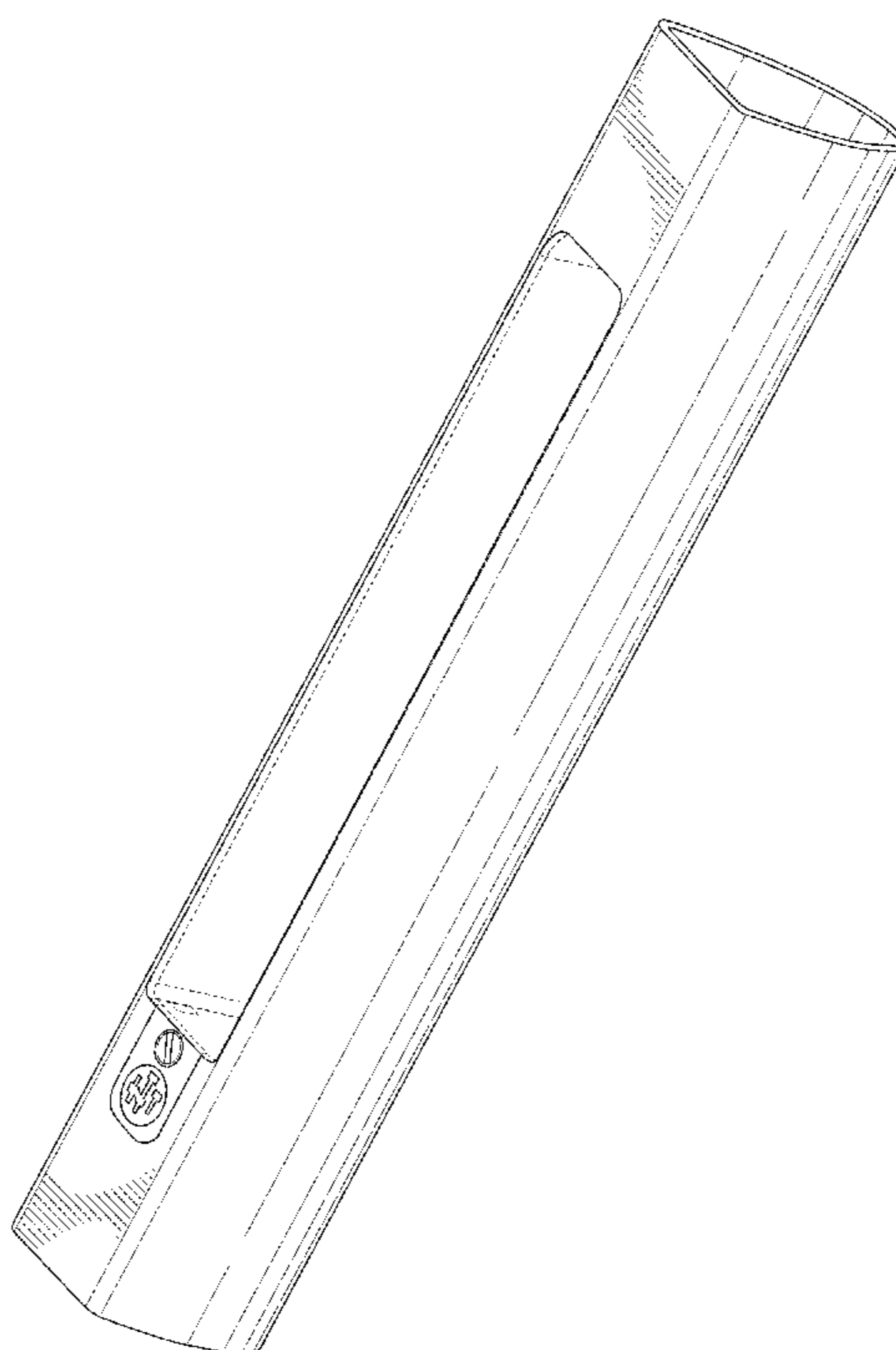
(57) **CLAIM**

The ornamental design for a portion of an accumulator, as shown and described.

DESCRIPTION

FIG. 1 is a perspective view of a portion of an accumulator showing my new design;
FIG. 2 is a right side elevational view thereof;
FIG. 3 is a left side elevational view thereof;
FIG. 4 is a front elevational view thereof;
FIG. 5 is a rear elevational view thereof;
FIG. 6 is a top plan view thereof; and,
FIG. 7 is a bottom plan view thereof.
The broken lines shown represent unclaimed subject matter and form no part of the claimed design.

1 Claim, 7 Drawing Sheets



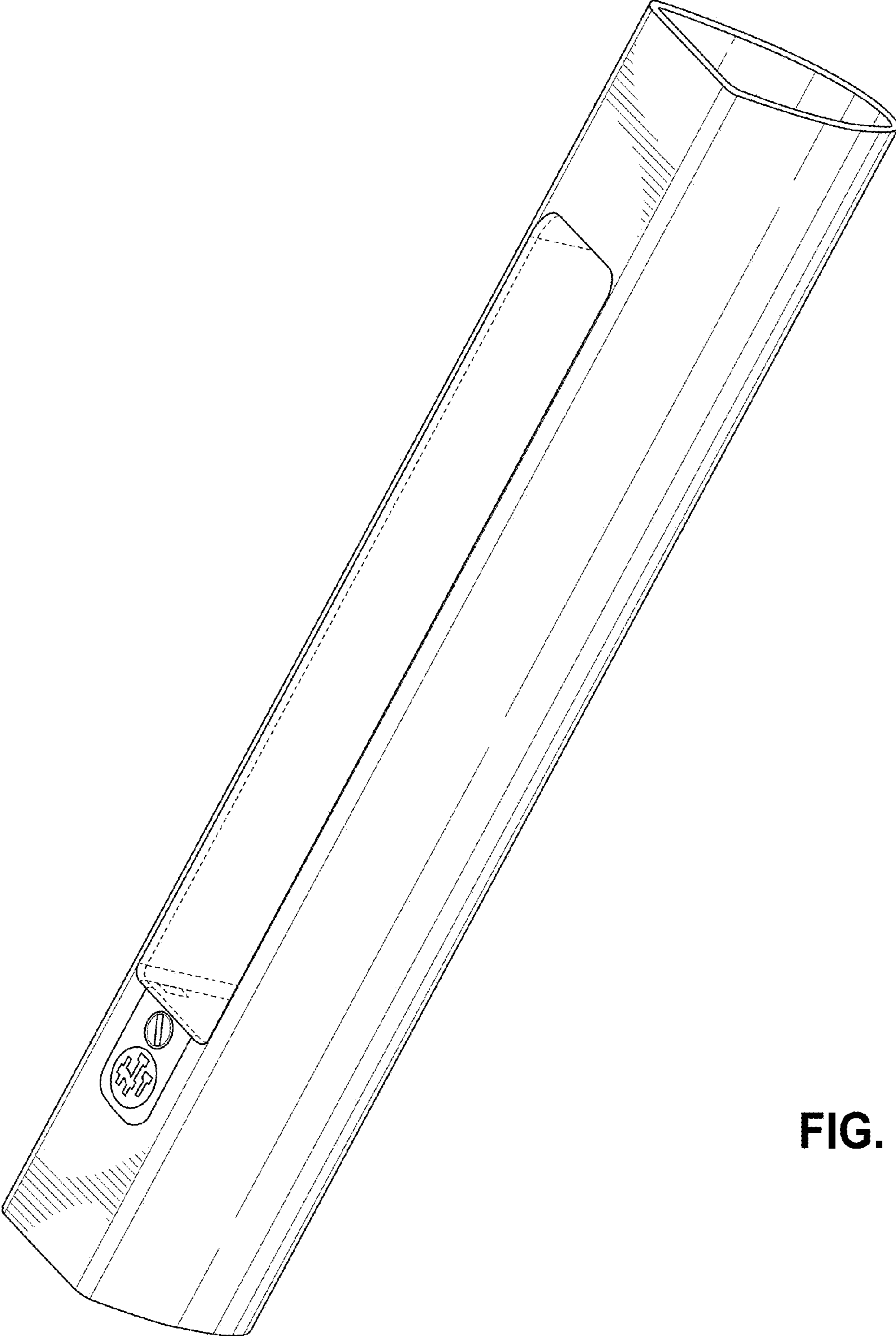


FIG. 1




FIG. 2




FIG. 3

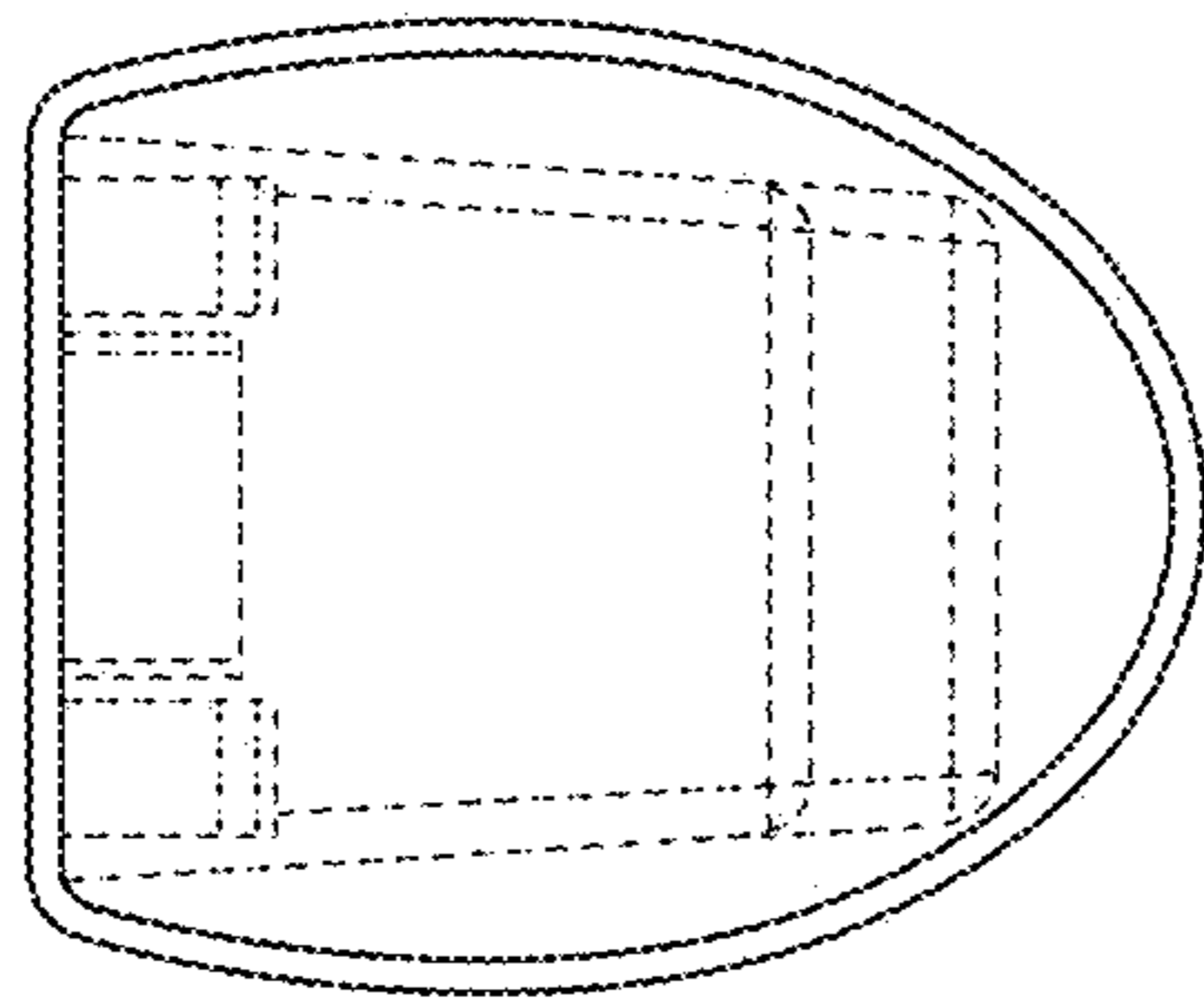


FIG. 4

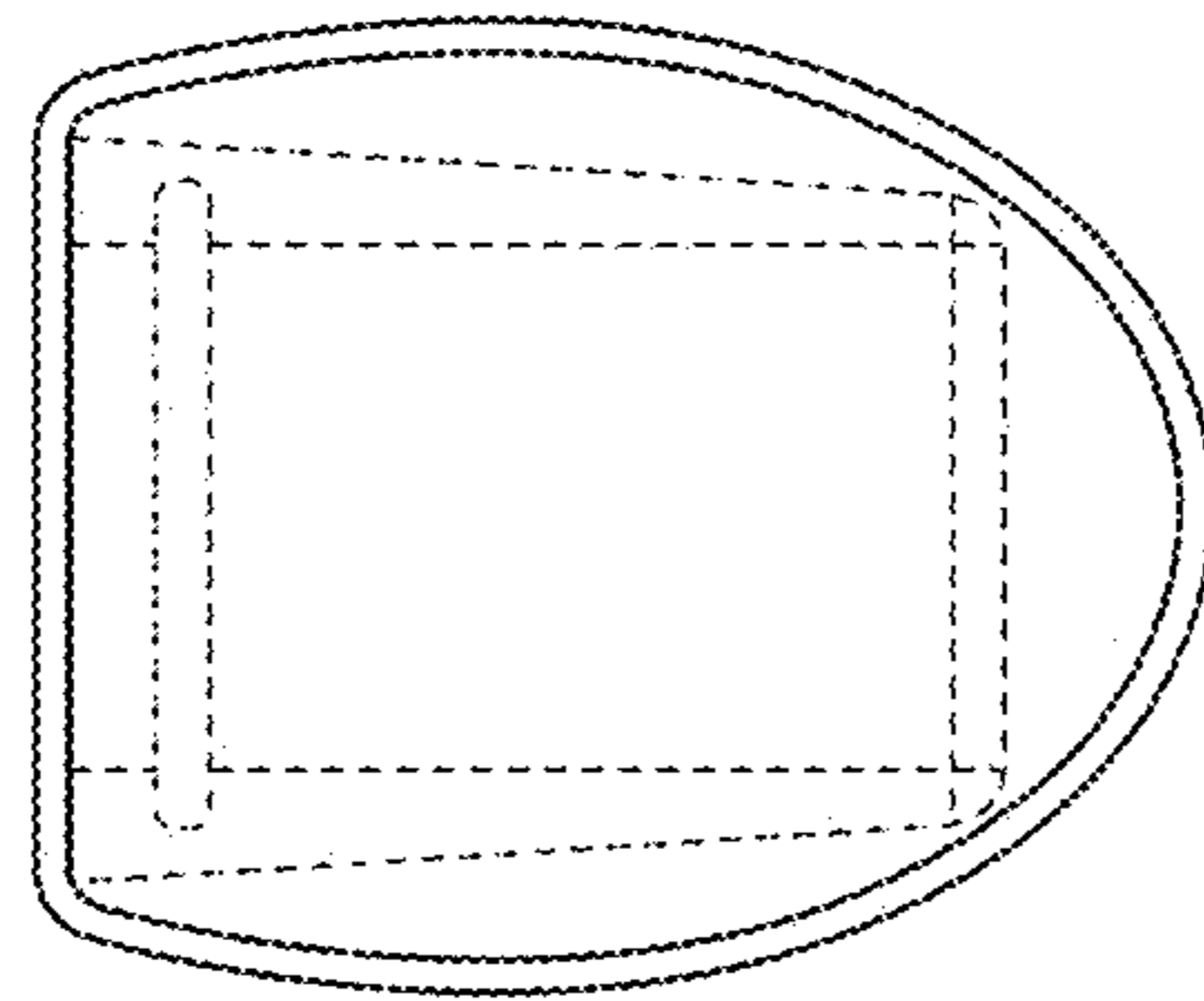


FIG. 5




FIG. 6




FIG. 7