



US00D743872S

(12) **United States Design Patent**
Huang

(10) **Patent No.:** **US D743,872 S**
(45) **Date of Patent:** **** Nov. 24, 2015**

- (54) **TYRE**
- (71) Applicant: **WINRUN TYRE CO., LTD,**
GuangZhou (CN)
- (72) Inventor: **Guoji Huang,** Guangzhou (CN)
- (73) Assignee: **Winrun Tyre Co., Ltd.,** Guangzhou
(CN)
- (**) Term: **14 Years**
- (21) Appl. No.: **29/478,702**
- (22) Filed: **Jan. 7, 2014**
- (51) **LOC (10) Cl.** **12-15**
- (52) **U.S. Cl.**
USPC **D12/519**
- (58) **Field of Classification Search**
USPC D12/505-532, 900-901
CPC B60C 11/0304; B60C 11/0302; B60C
11/0306; B60C 11/0309; B60C 11/0318;
B60C 11/0311; B60C 11/042; B60C 11/13;
B60C 11/00; B60C 11/11; B60C 11/12
See application file for complete search history.

- D597,474 S * 8/2009 Yamakawa et al. D12/519
- D606,002 S * 12/2009 Yamakawa et al. D12/519
- D612,321 S * 3/2010 Bott et al. D12/519
- D648,668 S * 11/2011 Kujime D12/519
- D654,848 S * 2/2012 Yonetsu D12/519
- D682,773 S * 5/2013 Kuwano D12/523
- D700,878 S * 3/2014 Takemoto D12/523
- D730,809 S * 6/2015 Bonifas D12/523

* cited by examiner

Primary Examiner — Stacia Cadmus

(74) *Attorney, Agent, or Firm* — Schmeiser, Olsen & Watts,
LLP

(56) **References Cited**

U.S. PATENT DOCUMENTS

- D490,045 S * 5/2004 Delu et al. D12/519
- D551,156 S * 9/2007 Shinohara et al. D12/521
- D560,595 S * 1/2008 Bindner et al. D12/521

(57) **CLAIM**

The ornamental design for a tyre, as shown and described.

DESCRIPTION

FIG. 1 is the front view of a tyre showing my new design;
 FIG. 2 is the rear view thereof;
 FIG. 3 is the left view thereof;
 FIG. 4 is the right view thereof;
 FIG. 5 is the top view thereof;
 FIG. 6 is the bottom view thereof; and,
 FIG. 7 is the perspective view thereof.
 The broken lines shown in FIGS. 3, 4 and 7 illustrate portions
 of the tyre that form no part of the claimed design.

1 Claim, 7 Drawing Sheets

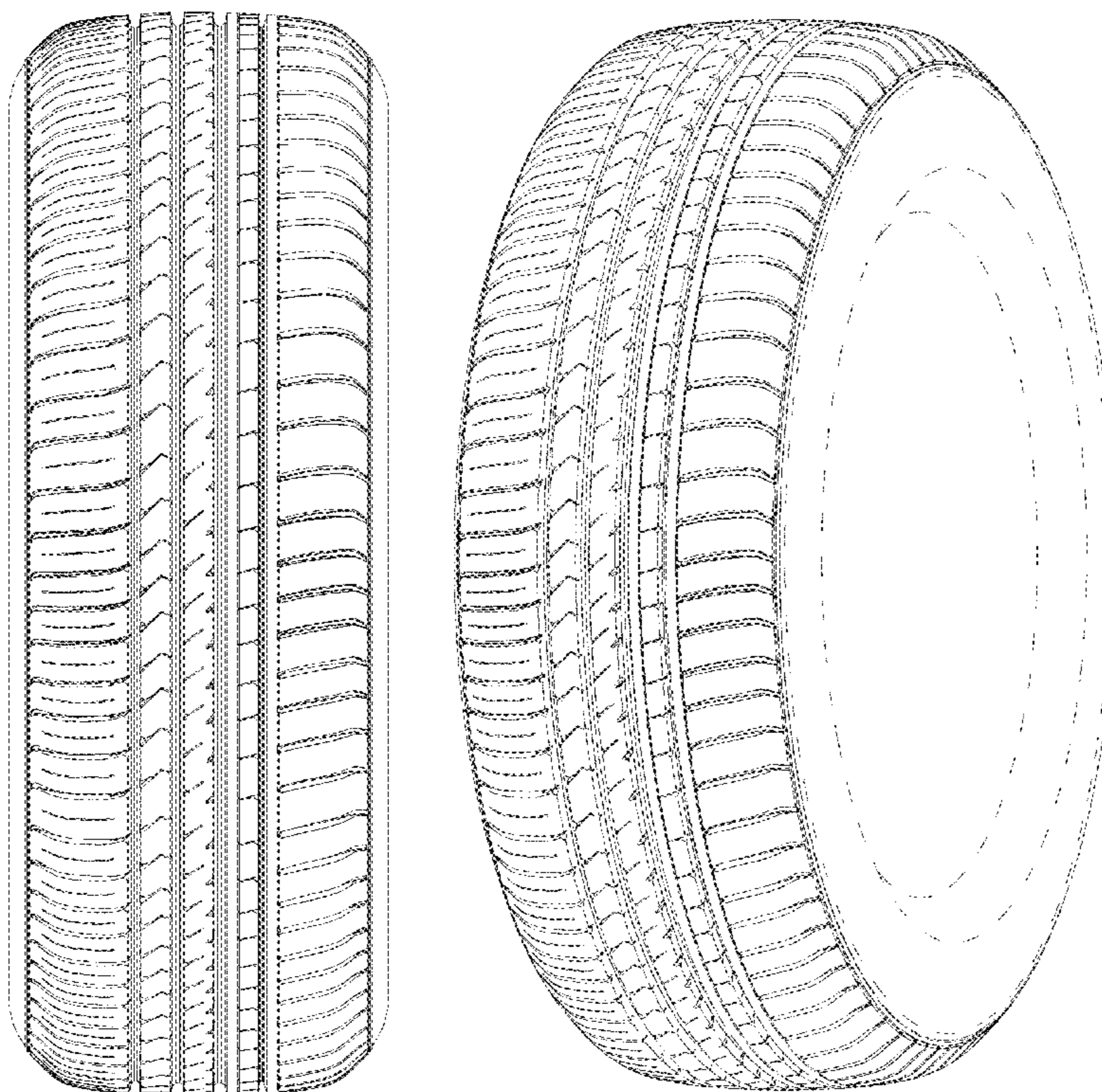


FIG. 1

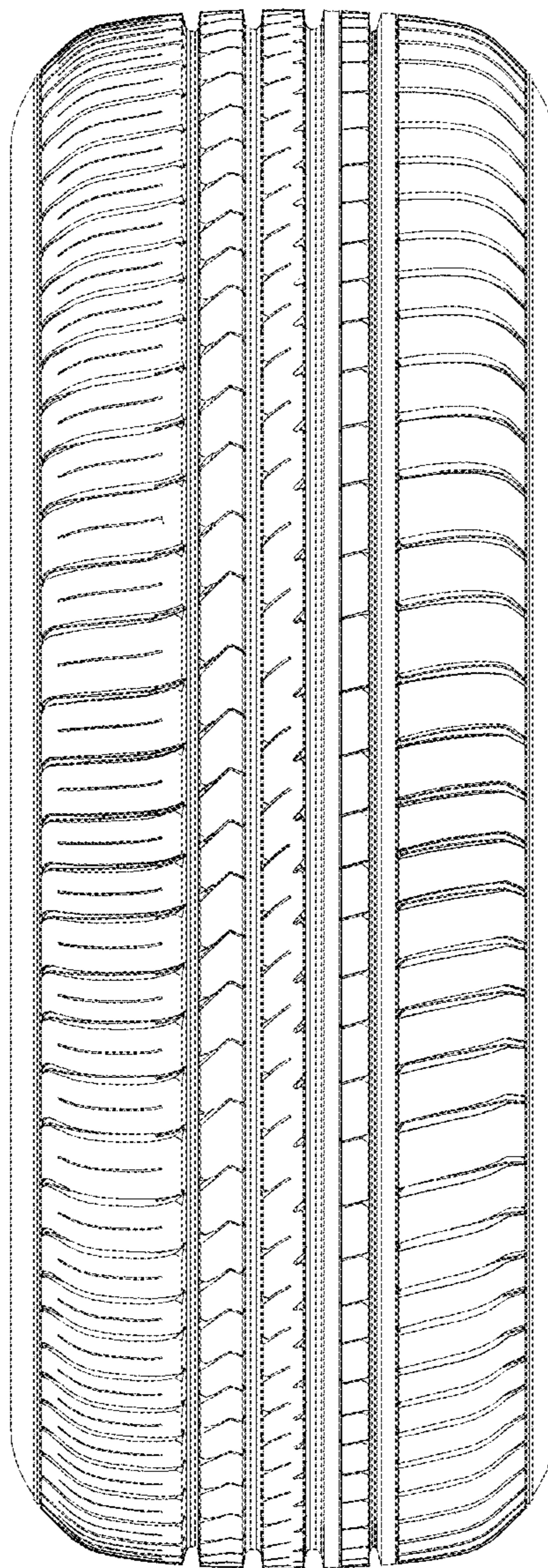


FIG. 2

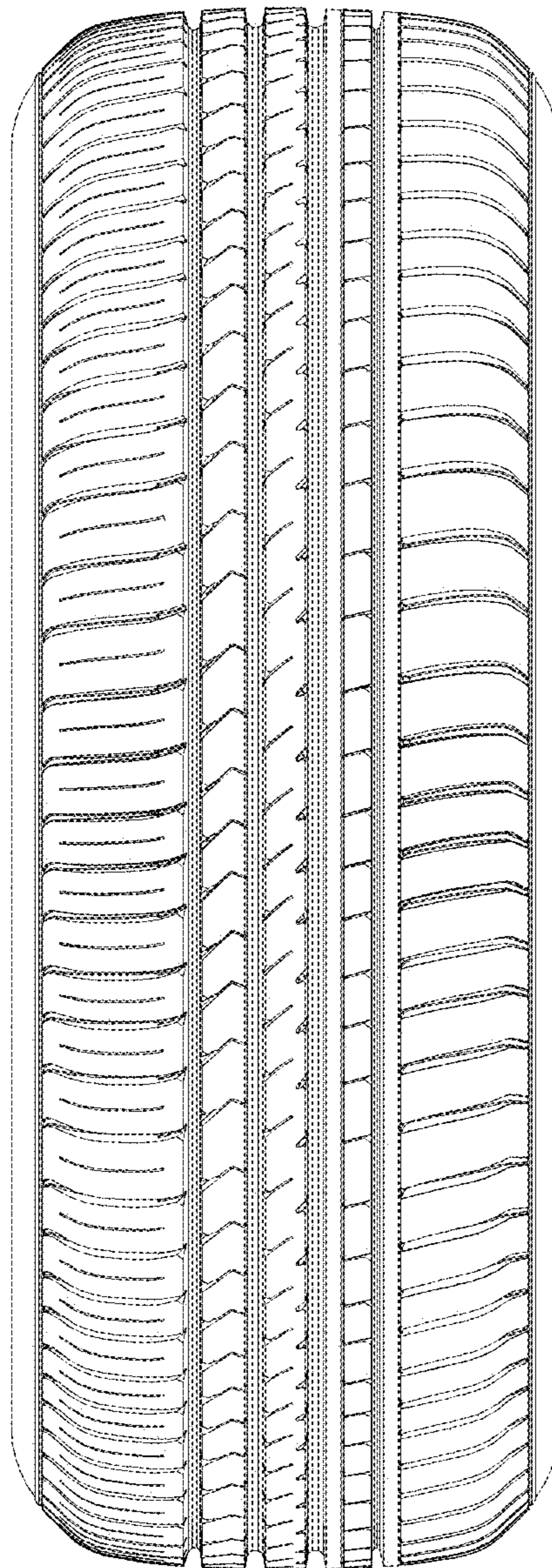


FIG. 3

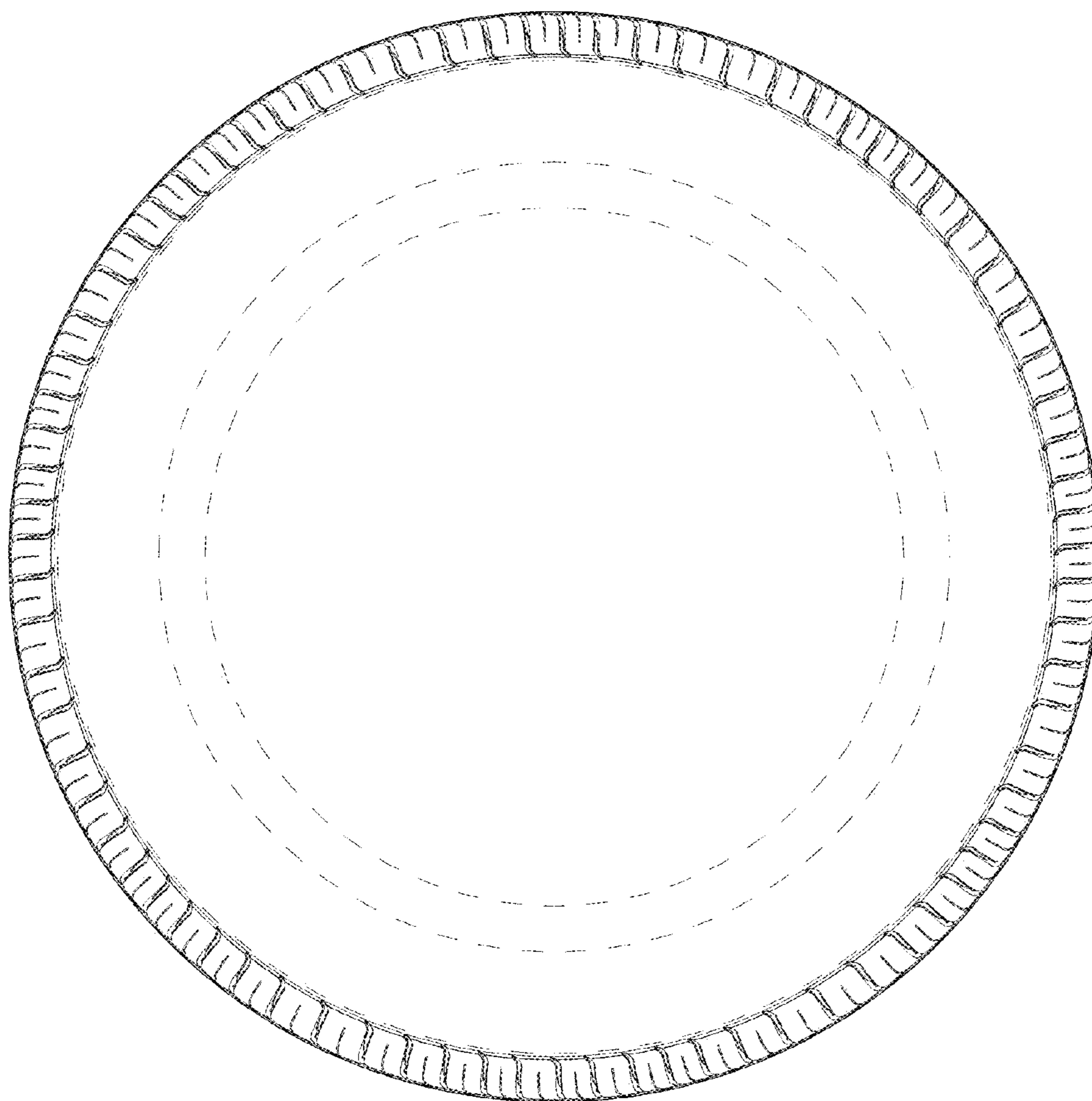


FIG. 4

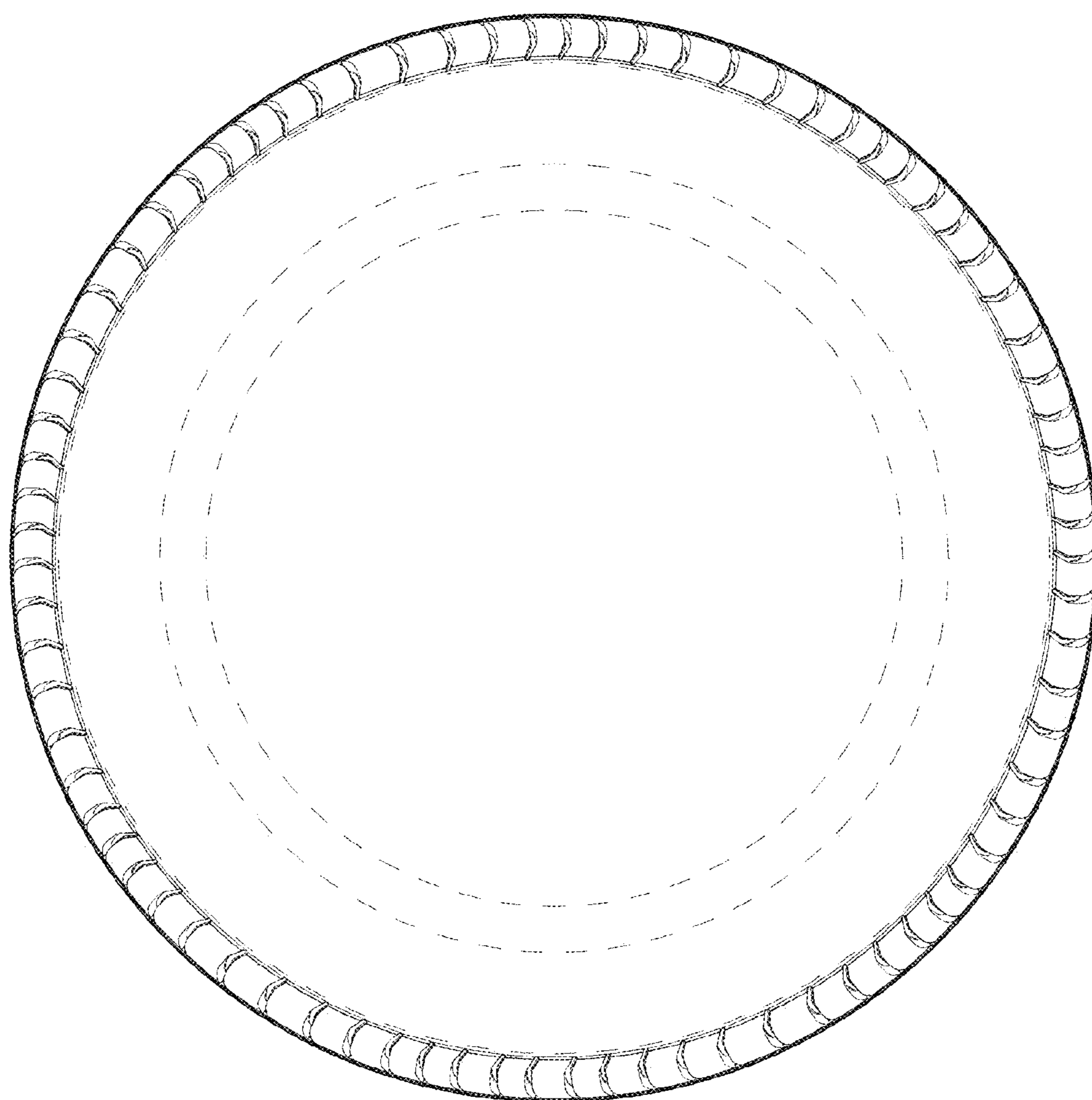


FIG. 5

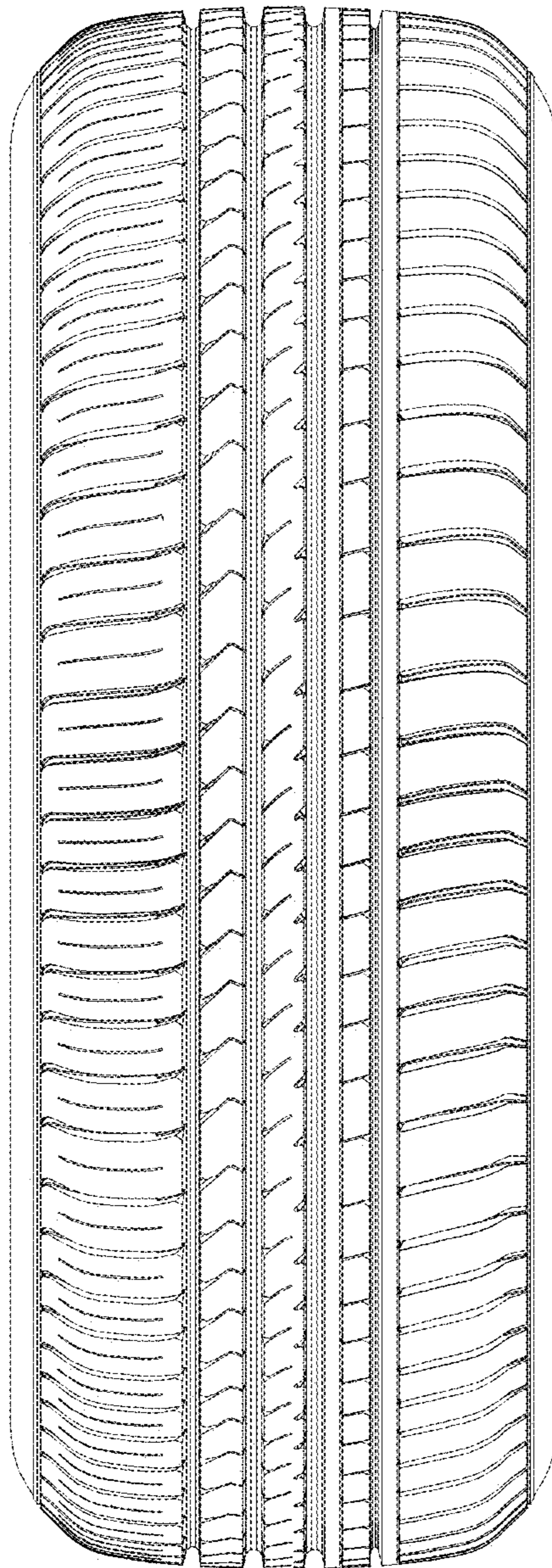


FIG. 6

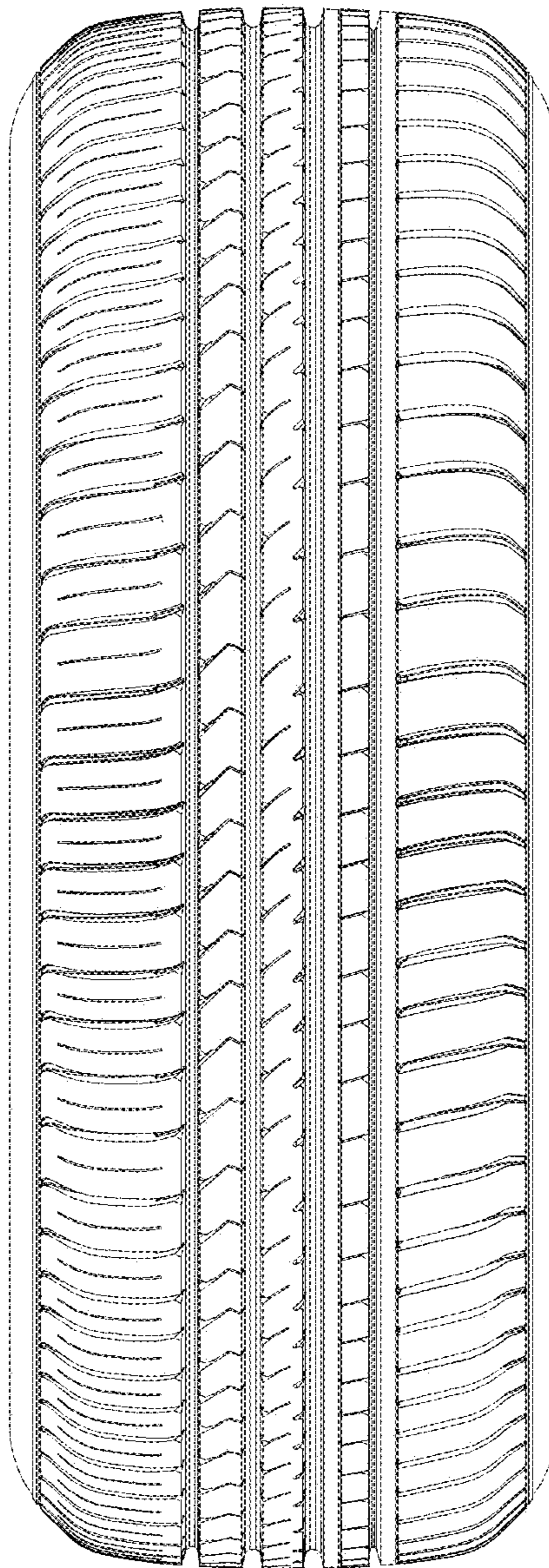


FIG. 7

