



US00D743850S

(12) **United States Design Patent**
Howell et al.

(10) **Patent No.:** **US D743,850 S**
(45) **Date of Patent:** **** Nov. 24, 2015**

- (54) **VEHICLE GRILLE INSERT**
- (71) Applicants: **Gregory A Howell**, Farmington, MI (US); **Mark Allen**, Oxford, MI (US)
- (72) Inventors: **Gregory A Howell**, Farmington, MI (US); **Mark Allen**, Oxford, MI (US)
- (73) Assignee: **FCA US LLC**, Auburn Hills, MI (US)
- (**) Term: **14 Years**
- (21) Appl. No.: **29/489,170**
- (22) Filed: **Apr. 28, 2014**

D506,955 S *	7/2005	Allen	D12/163
D519,066 S	4/2006	Ney et al.	
D534,097 S	12/2006	Renkert et al.	
D534,458 S	1/2007	Renkert et al.	
D539,194 S *	3/2007	Moses	D12/163
D540,228 S *	4/2007	Lai	D12/190
D540,229 S *	4/2007	Lai	D12/190
D546,248 S *	7/2007	Conkey	D12/163
D551,124 S	9/2007	Aneiros et al.	
D554,564 S	11/2007	Vardis et al.	
D580,831 S *	11/2008	Pollard	D12/163
D650,721 S	12/2011	Galante et al.	
D661,231 S *	6/2012	Galante	D12/163
D668,590 S *	10/2012	Furst	D12/163
D679,225 S *	4/2013	Gifford	D12/163
D688,604 S *	8/2013	Fetherston	D12/163
D703,583 S	4/2014	Howell et al.	
D713,765 S *	9/2014	Peltola	D12/163
D716,706 S *	11/2014	Thole	D12/163
D721,019 S *	1/2015	Pevoovar et al.	D12/163

Related U.S. Application Data

- (63) Continuation-in-part of application No. 29/434,717, filed on Oct. 16, 2012, now Pat. No. Des. 703,583.
- (51) **LOC (10) Cl.** **12-16**
- (52) **U.S. Cl.**
USPC **D12/163**
- (58) **Field of Classification Search**
USPC D12/163, 164, 86, 196, 90-92, 169, D12/170, 171, 172, 216; D21/424, 433, D21/434; 180/68.1, 68.6; 296/193.1
CPC B60R 19/52; B60R 19/18; B60R 19/34; B60R 19/00; B60R 2019/525; B60R 2019/527; B60K 13/02
See application file for complete search history.

* cited by examiner

Primary Examiner — Eric Goodman

Assistant Examiner — Clese Moore, Jr.

(74) *Attorney, Agent, or Firm* — Ralph E Smith

(57) **CLAIM**

The ornamental design for a vehicle grille insert, as shown and described.

DESCRIPTION

FIG. 1 is a front perspective view of a vehicle grille insert showing our new design;
FIG. 2 is a rear perspective view thereof;
FIG. 3 is a side view thereof;
FIG. 4 is a top view thereof; and,
FIG. 5 is a top rear view thereof.

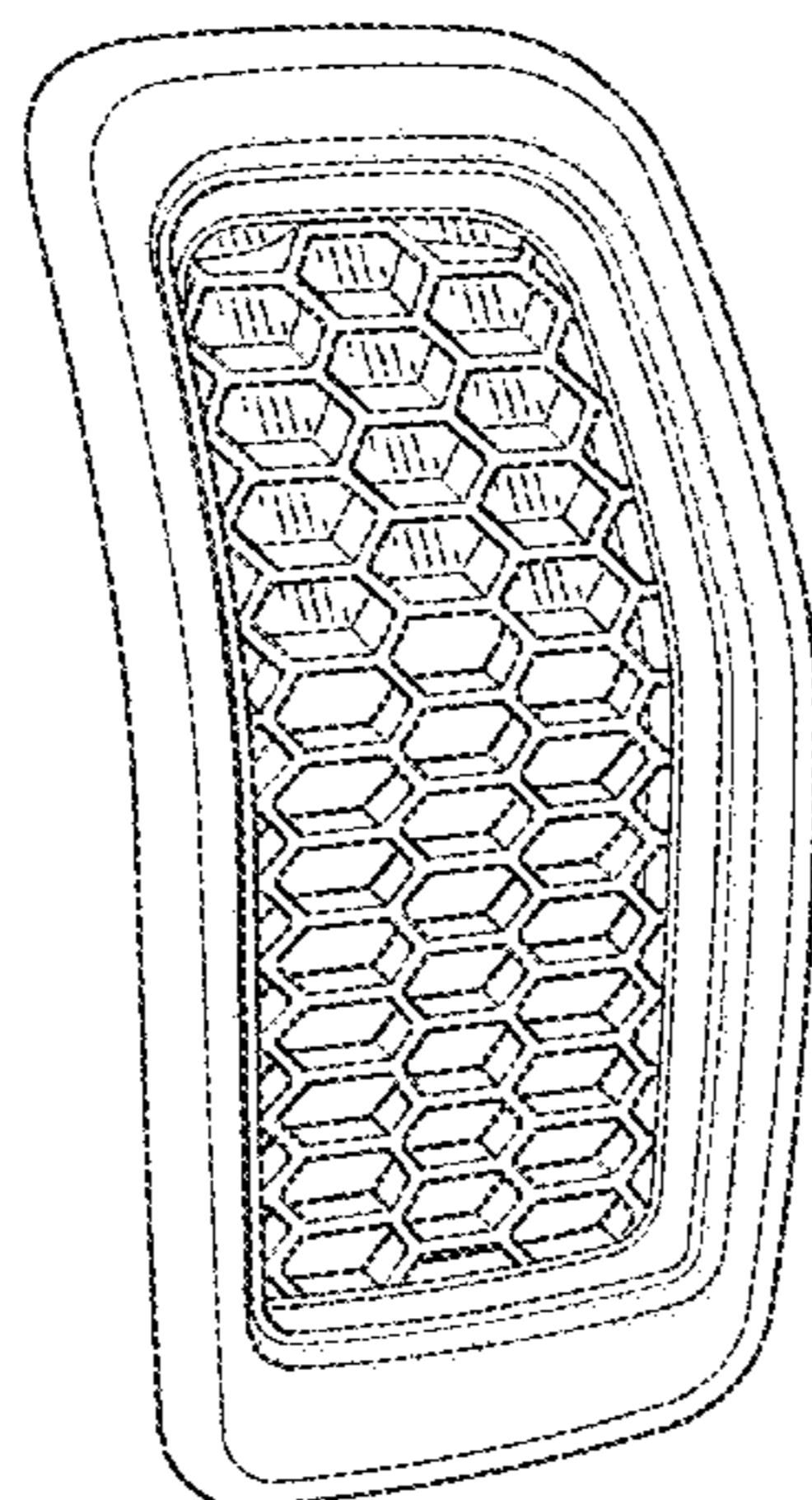
It will be understood that the broken lines shown in the drawings illustrate portions of the vehicle grille insert that form no part of claimed design.

1 Claim, 2 Drawing Sheets

(56) **References Cited**

U.S. PATENT DOCUMENTS

D408,329 S	4/1999	Anness et al.	
D416,519 S	11/1999	Won et al.	
D420,939 S	2/2000	Faurote et al.	
D424,992 S *	5/2000	Faurote	D12/163
D454,813 S	3/2002	Boniface et al.	
D476,268 S	6/2003	Castiglione et al.	



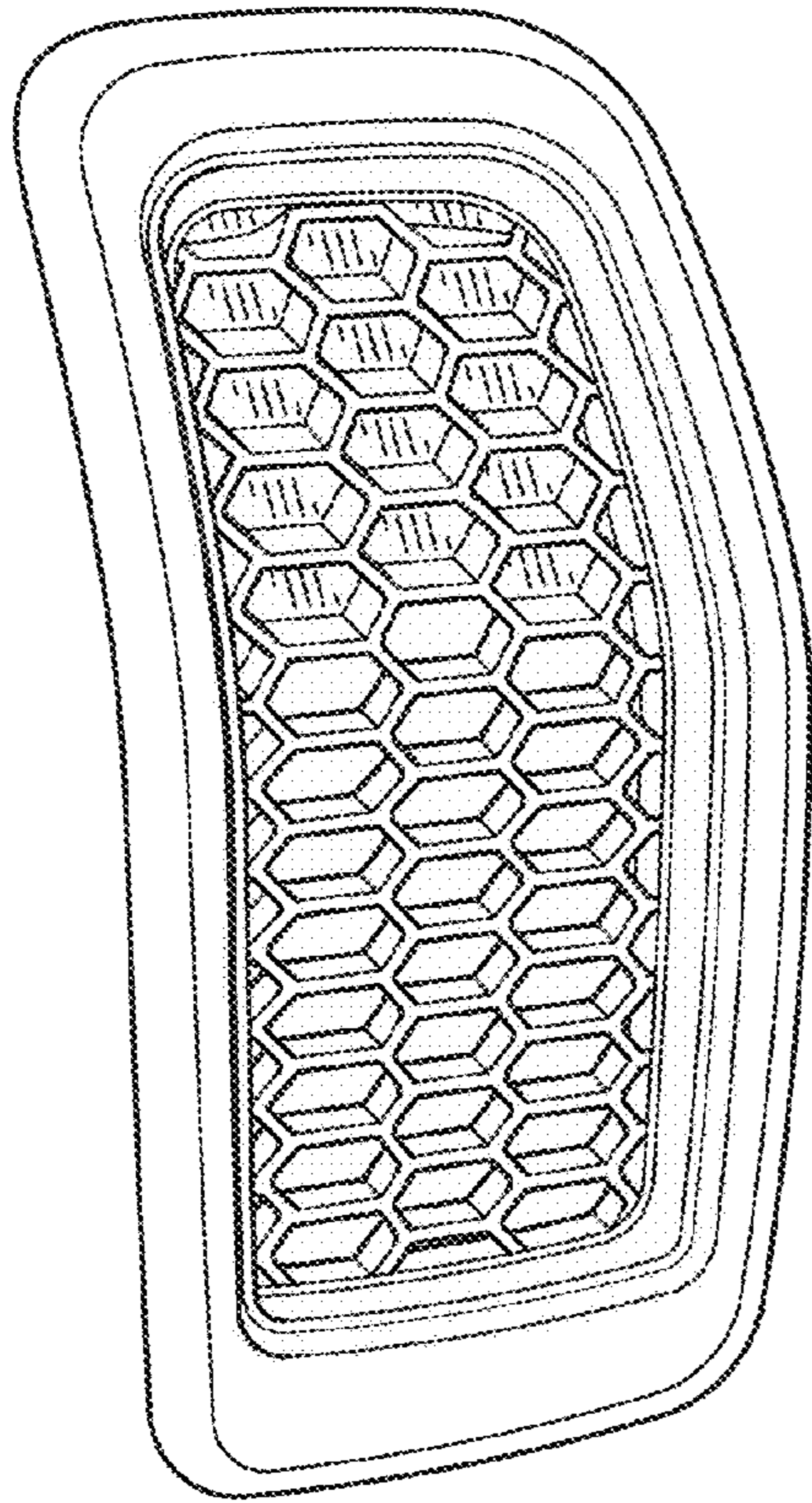


FIG. 1

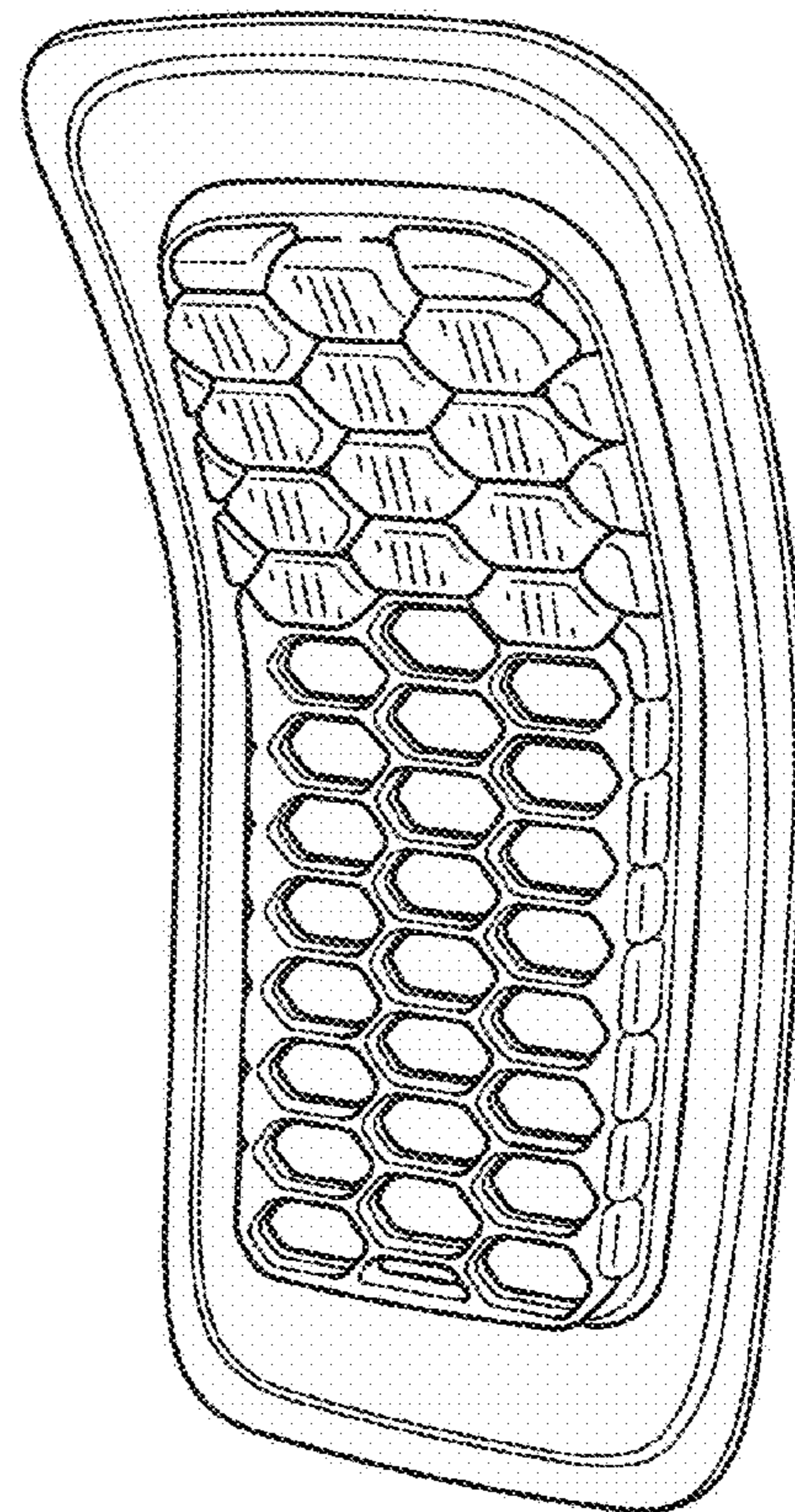


FIG. 2

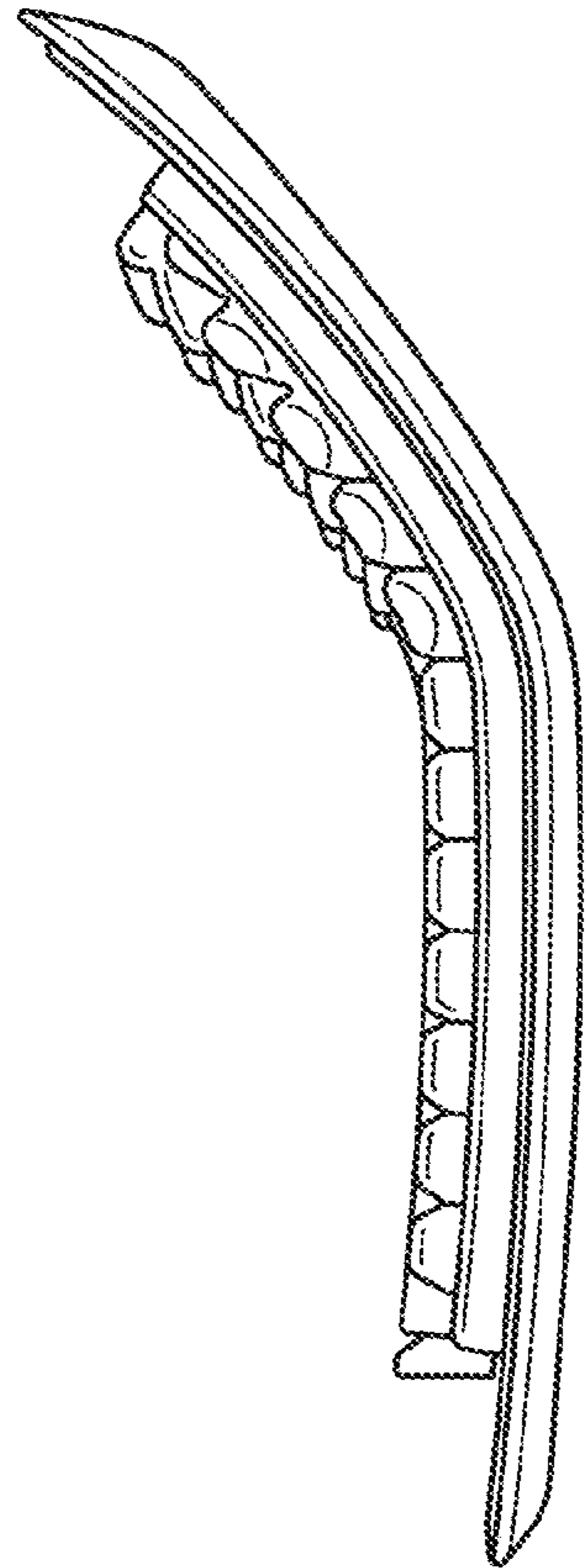


FIG. 3

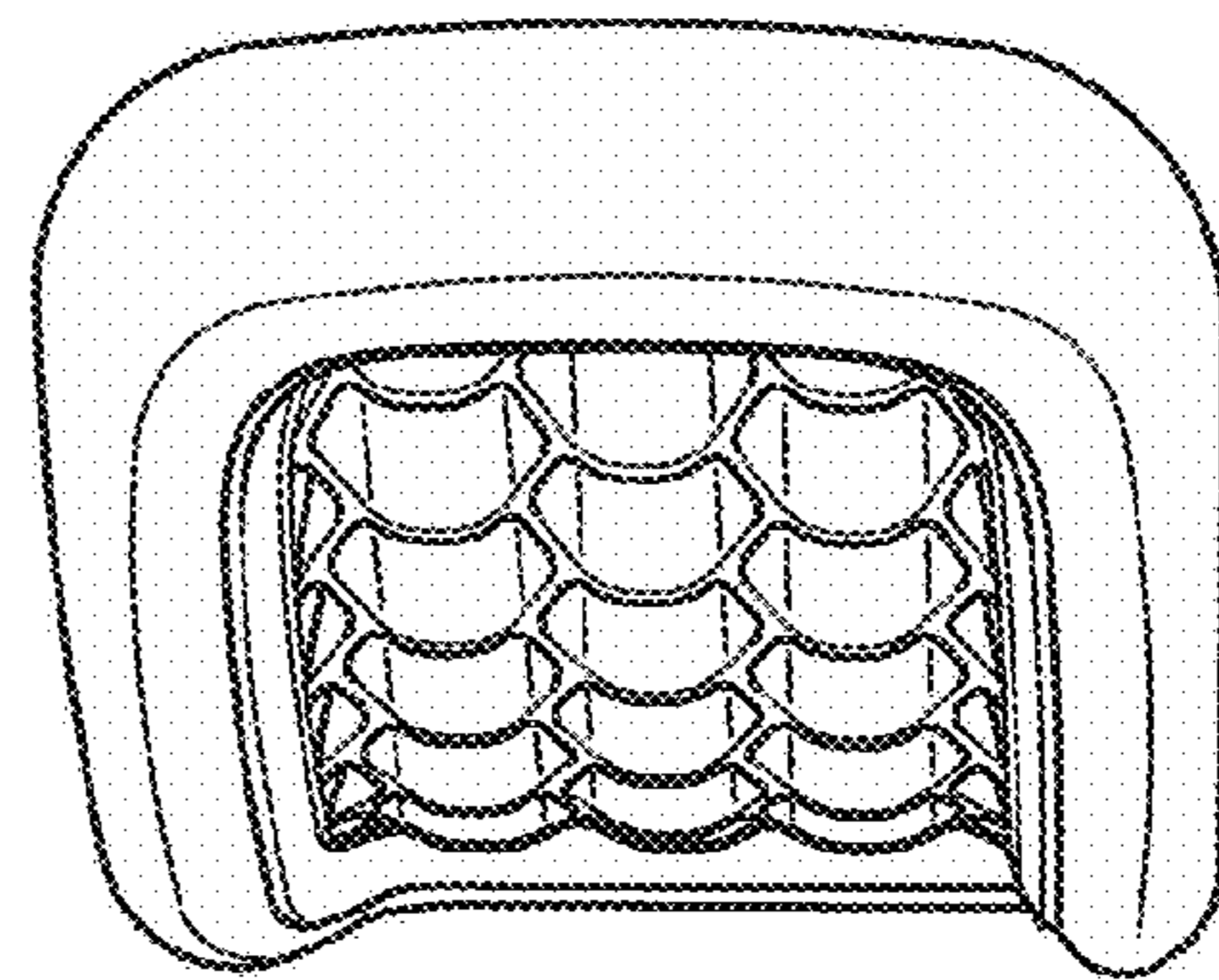


FIG. 4

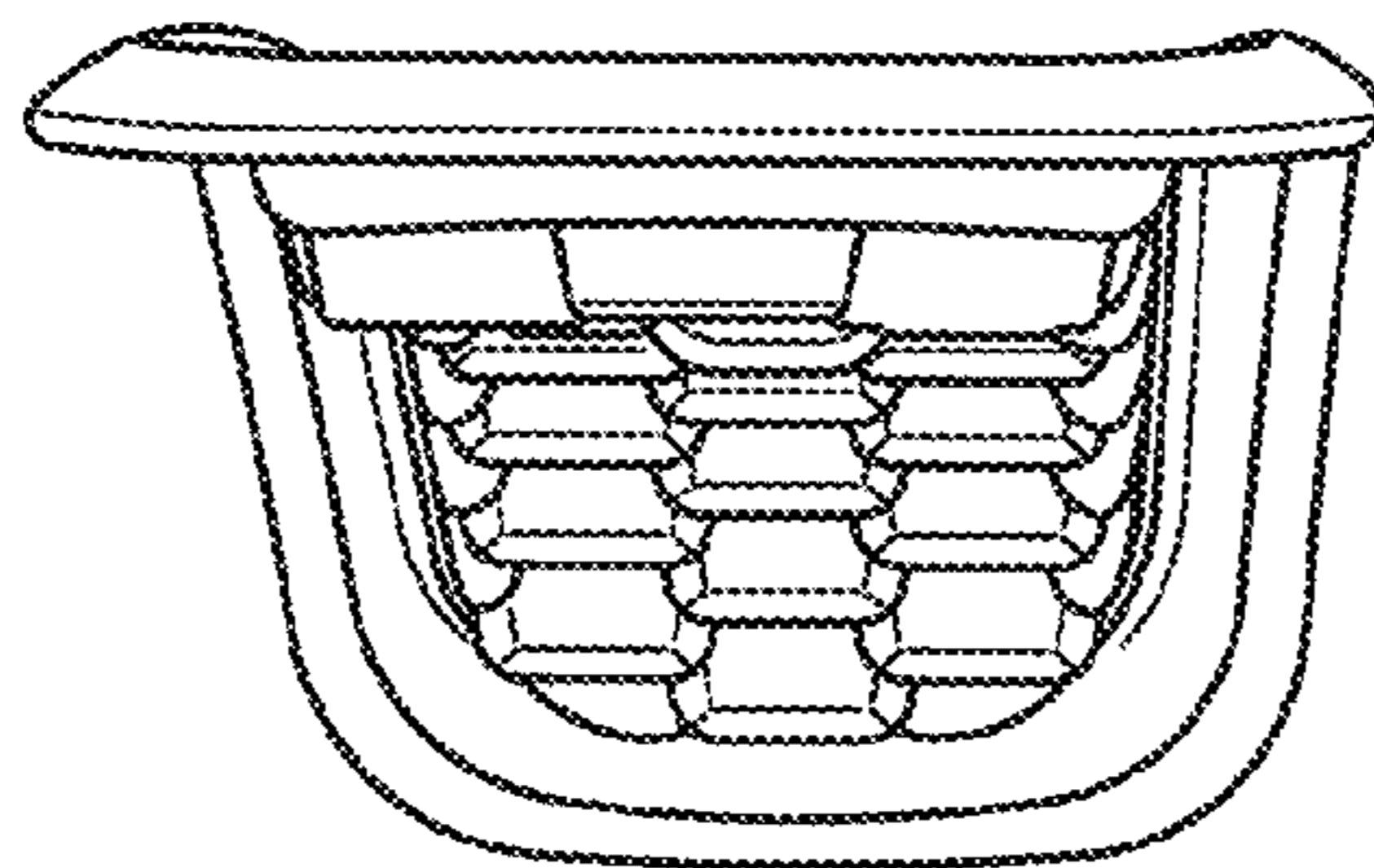


FIG. 5