

US00D743817S

(12) **United States Design Patent**  
**Singh et al.**

(10) **Patent No.:** **US D743,817 S**

(45) **Date of Patent:** **\*\* Nov. 24, 2015**

(54) **THERMOMETER PROBE**

(71) Applicant: **Kinsa, Inc.**, New York, NY (US)

(72) Inventors: **Inder Singh**, New York, NY (US); **Edo Segal**, New York, NY (US)

(73) Assignee: **KINSA, INC.**, New York, NY (US)

(\*\*) Term: **14 Years**

(21) Appl. No.: **29/514,462**

(22) Filed: **Jan. 13, 2015**

**Related U.S. Application Data**

(63) Continuation of application No. 29/478,239, filed on Jan. 2, 2014, now Pat. No. Des. 724,450.

(51) **LOC (10) Cl.** ..... **10-04**

(52) **U.S. Cl.**  
USPC ..... **D10/60**

(58) **Field of Classification Search**  
USPC ..... D10/57, 58, 60; 374/1-209,  
374/E1.011-E1.017; 600/474, 549  
CPC ..... G01J 5/061; G01J 5/0843; G01J 5/0846;  
G01J 5/0859; G01J 5/089; G01J 5/0896;  
G01J 5/048; G01J 5/16; G01J 5/522; G01J  
5/0205; G01J 5/0887; G01J 5/0003; G01J  
5/0275; G01J 5/084; G01J 5/0834; G01J 5/12;  
G01J 5/14

See application file for complete search history.

(56) **References Cited**

U.S. PATENT DOCUMENTS

D480,977	S	*	10/2003	Wawro et al.	.....	D10/60
D504,076	S	*	4/2005	Rund	.....	D10/60
D506,688	S	*	6/2005	Rund	.....	D10/57
D597,423	S		8/2009	Park		
D607,349	S		1/2010	Vaughan et al.		
D724,450	S	*	3/2015	Singh	.....	D10/57
2012/0150482	A1	*	6/2012	Yildizyan et al.	.....	702/131

OTHER PUBLICATIONS

Notice of Allowance in corresponding U.S. Appl. No. 29/478,239, mailed Oct. 28, 2014.

\* cited by examiner

*Primary Examiner* — Antoine D Davis

(74) *Attorney, Agent, or Firm* — Leason Ellis LLP


(57) **CLAIM**

The ornamental design for thermometer probe, as shown and described.

**DESCRIPTION**

FIG. 1 is a perspective view of a thermometer probe showing our new design;  
FIG. 2 is another perspective view thereof;  
FIG. 3 is a front view thereof;  
FIG. 4 is a side view thereof;  
FIG. 5 is a top view thereof; and,  
FIG. 6 is a bottom view thereof.  
The broken lines of FIGS. 1-6 are for illustrative purposes only and form no part of the claimed design.

**1 Claim, 5 Drawing Sheets**



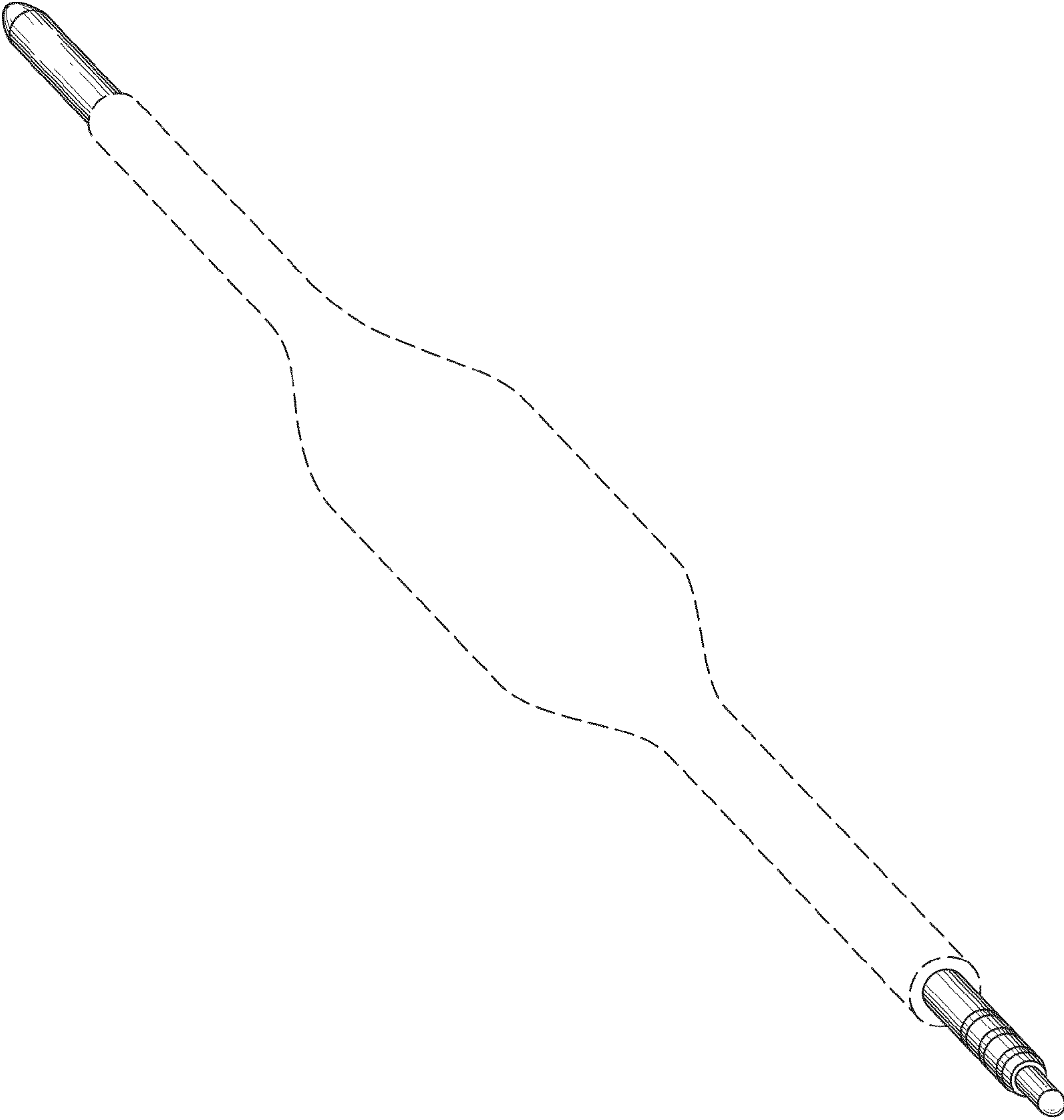


Fig. 1




Fig. 2




Fig. 3




Fig. 4

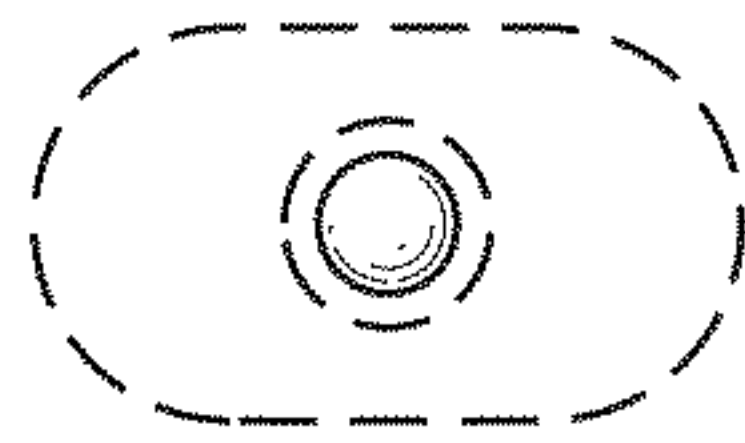


Fig. 5

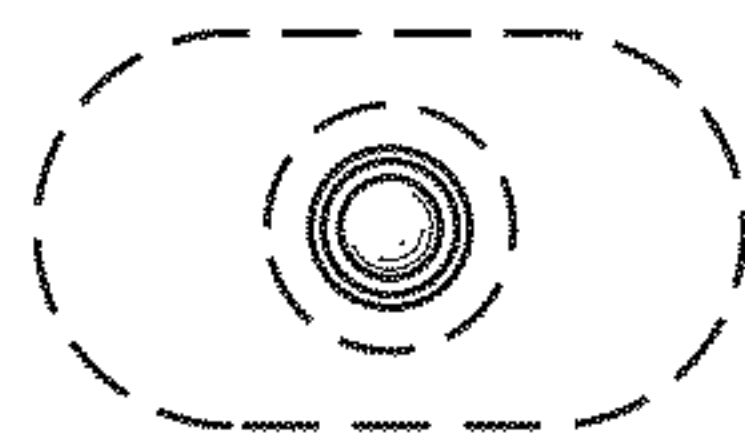


Fig. 6