



US00D743792S

(12) **United States Design Patent**  
**Tillman**

(10) **Patent No.:** **US D743,792 S**

(45) **Date of Patent:** **\*\* Nov. 24, 2015**

(54) **SPORT BOTTLE CAP**

(71) Applicant: **Christopher Lee Tillman**, Mableton,  
GA (US)

(72) Inventor: **Christopher Lee Tillman**, Mableton,  
GA (US)

(\*\*) Term: **14 Years**

(21) Appl. No.: **29/524,405**

(22) Filed: **Apr. 20, 2015**

**Related U.S. Application Data**

(62) Division of application No. 29/486,542, filed on Mar.  
31, 2014, now Pat. No. Des. 734,148.

(51) **LOC (10) Cl.** ..... **09-07**

(52) **U.S. Cl.**  
USPC ..... **D9/451**

(58) **Field of Classification Search**  
USPC ..... D7/396.2, 507, 509, 510, 511;  
D9/434-455, 524, 682, 685, 694;  
215/200, 235, 236, 252, 254, 329,  
215/355-364; 220/203.04-203.07, 220,  
220/254.1, 254.4, 556, 703, 704, 705;  
D6/542-545; D12/162

CPC .... B65D 35/44; B65D 2203/00; B65D 11/04;  
A63B 41/08

See application file for complete search history.

(56) **References Cited**

**U.S. PATENT DOCUMENTS**

D288,258 S \* 2/1987 Oden ..... D99/30  
D400,440 S \* 11/1998 Tucker ..... D9/451

D402,888 S \* 12/1998 Goserud ..... D9/439  
D462,905 S \* 9/2002 Siegel et al. .... D9/451  
D482,282 S \* 11/2003 Angeletta ..... D9/451  
D507,186 S \* 7/2005 Bleaman ..... D9/668  
D605,719 S \* 12/2009 Bernal-Silva et al. .... D21/791  
D607,527 S \* 1/2010 Bernal-Silva et al. .... D21/791  
D609,708 S \* 2/2010 Allo Allo et al. .... D14/440  
D638,080 S \* 5/2011 Armstrong ..... D21/791  
D654,539 S \* 2/2012 Hobbs ..... D19/95  
2003/0199339 A1 \* 10/2003 Cohen ..... 473/378  
2007/0093308 A1 \* 4/2007 Rice ..... 473/157

\* cited by examiner

*Primary Examiner* — Robert M Spear

*Assistant Examiner* — Marissa J Cash

(74) *Attorney, Agent, or Firm* — Mathew L. Grell; Balsler &  
Grell IP Law

(57) **CLAIM**

The ornamental design for a sport bottle cap, as shown and  
described.

**DESCRIPTION**

FIG. 1 is a perspective view of a sport bottle cap, showing my  
new design;

FIG. 2 is a left view the right side view being a mirror image  
thereof;

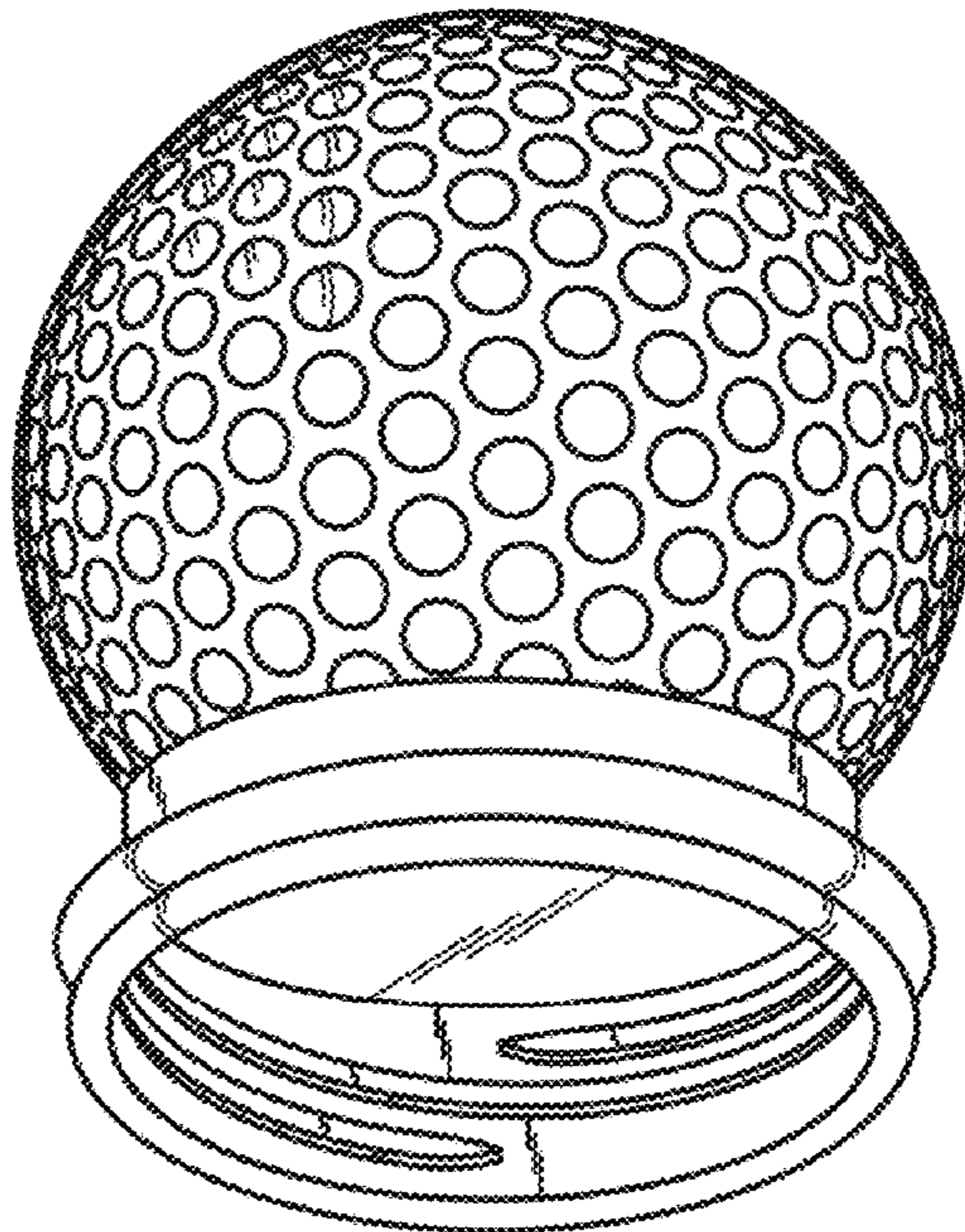
FIG. 3 is a top view thereof;

FIG. 4 is a bottom view thereof; and,

FIG. 5 is a front view thereof, shown in use on a bottle that  
forms no part of the claim.

The broken lines shown in FIG. 5 represent the portions of a  
sport bottle which form no part of the claimed design.

**1 Claim, 2 Drawing Sheets**



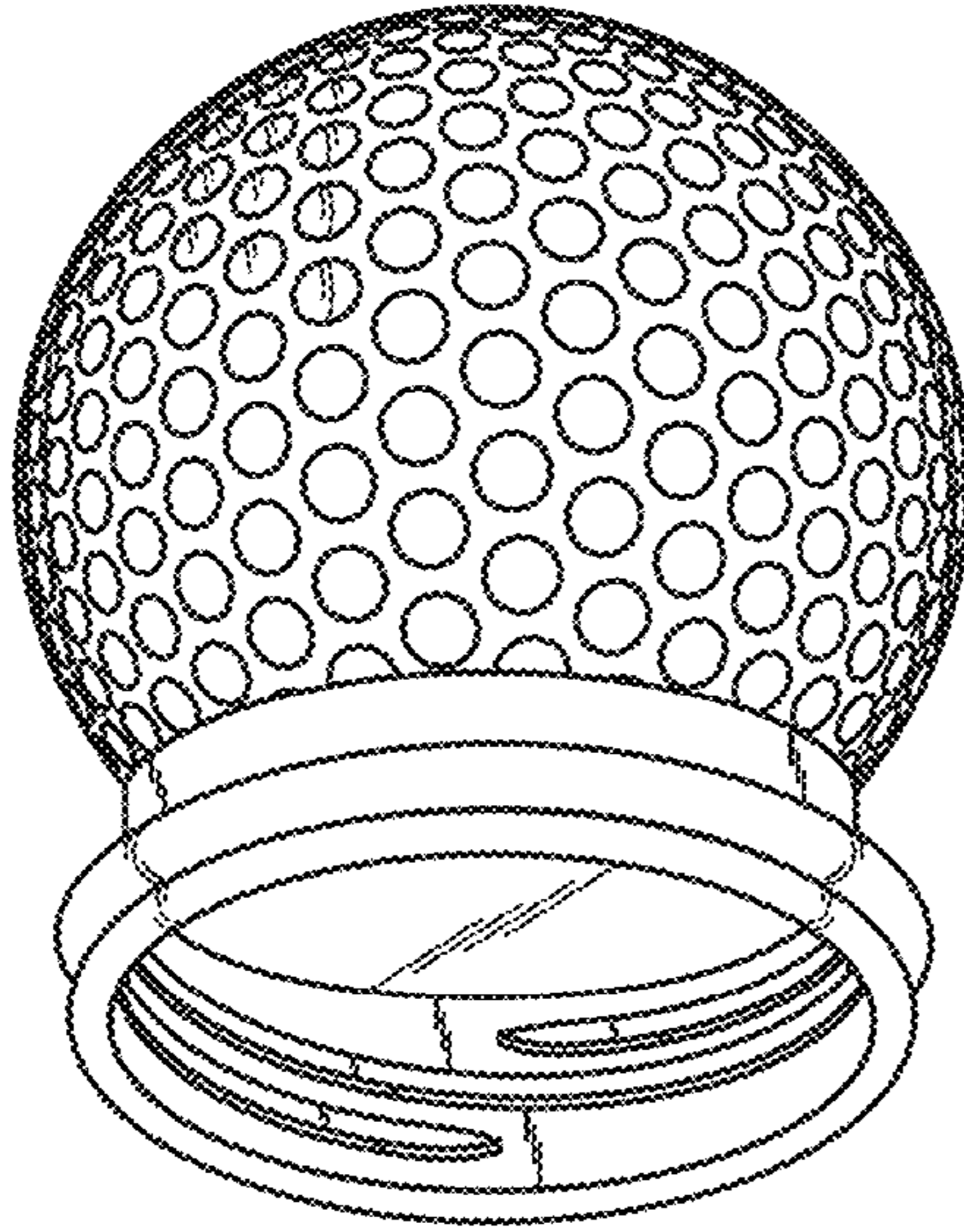


FIG. 1

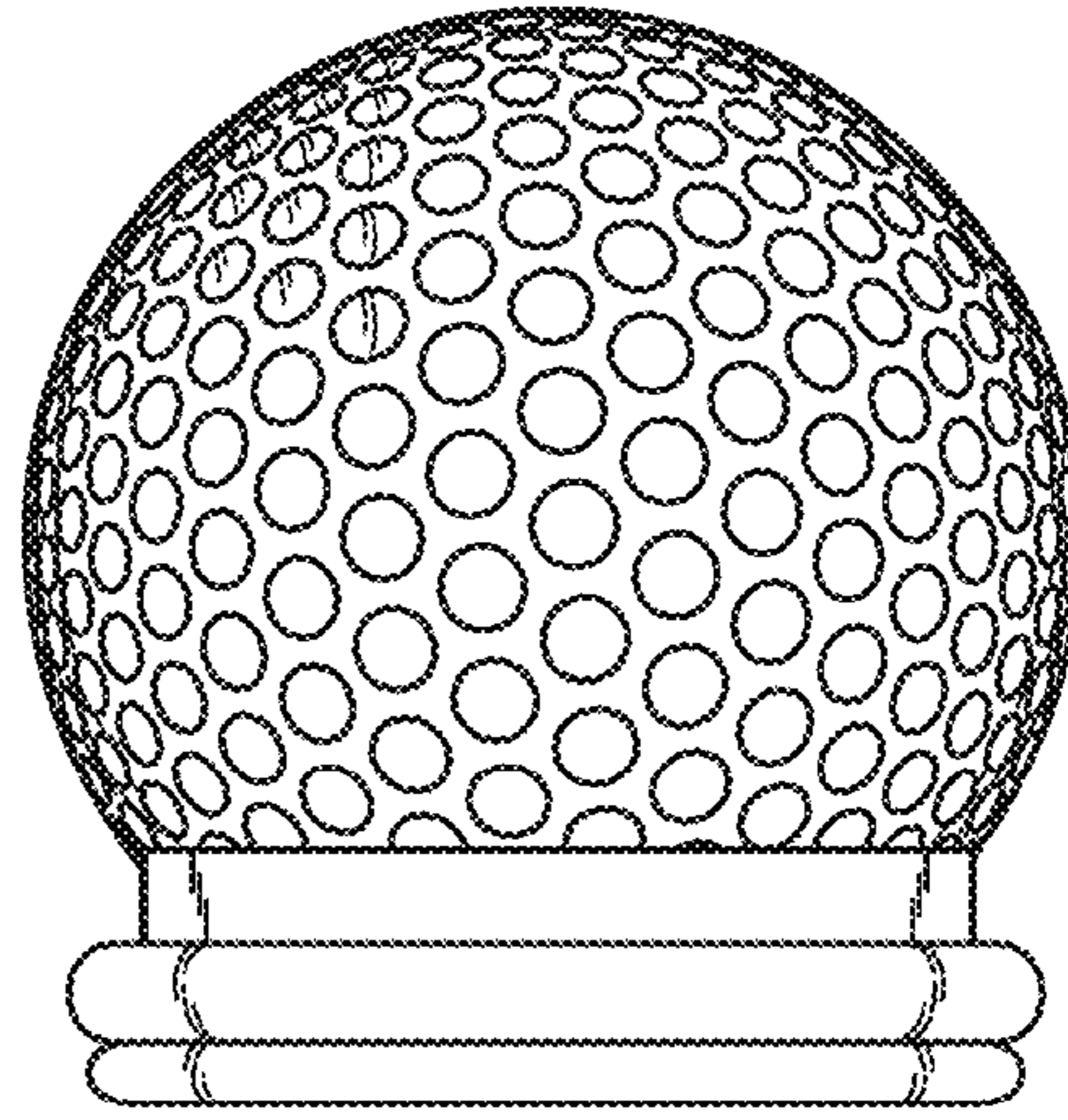


FIG. 2

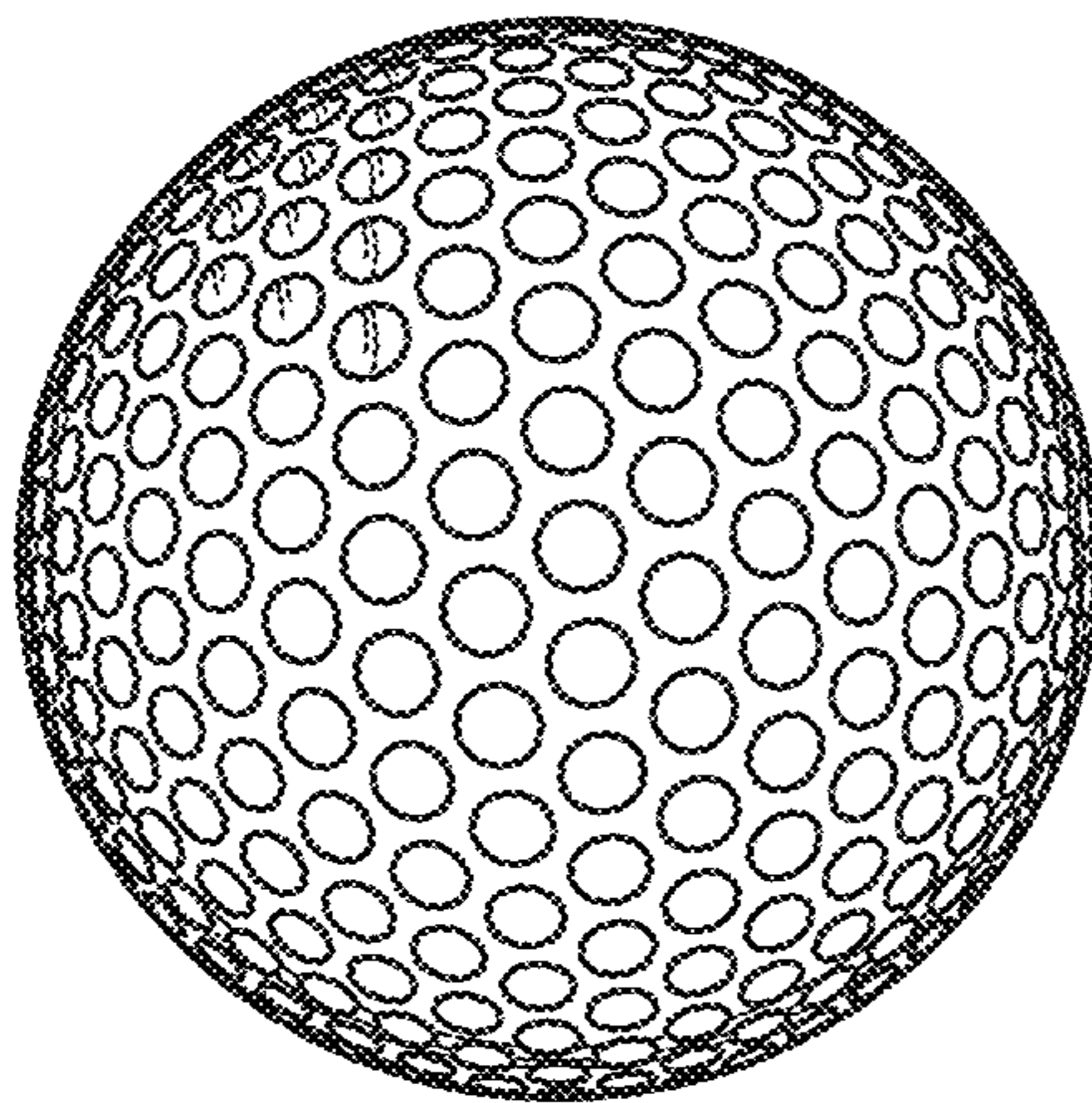


FIG. 3

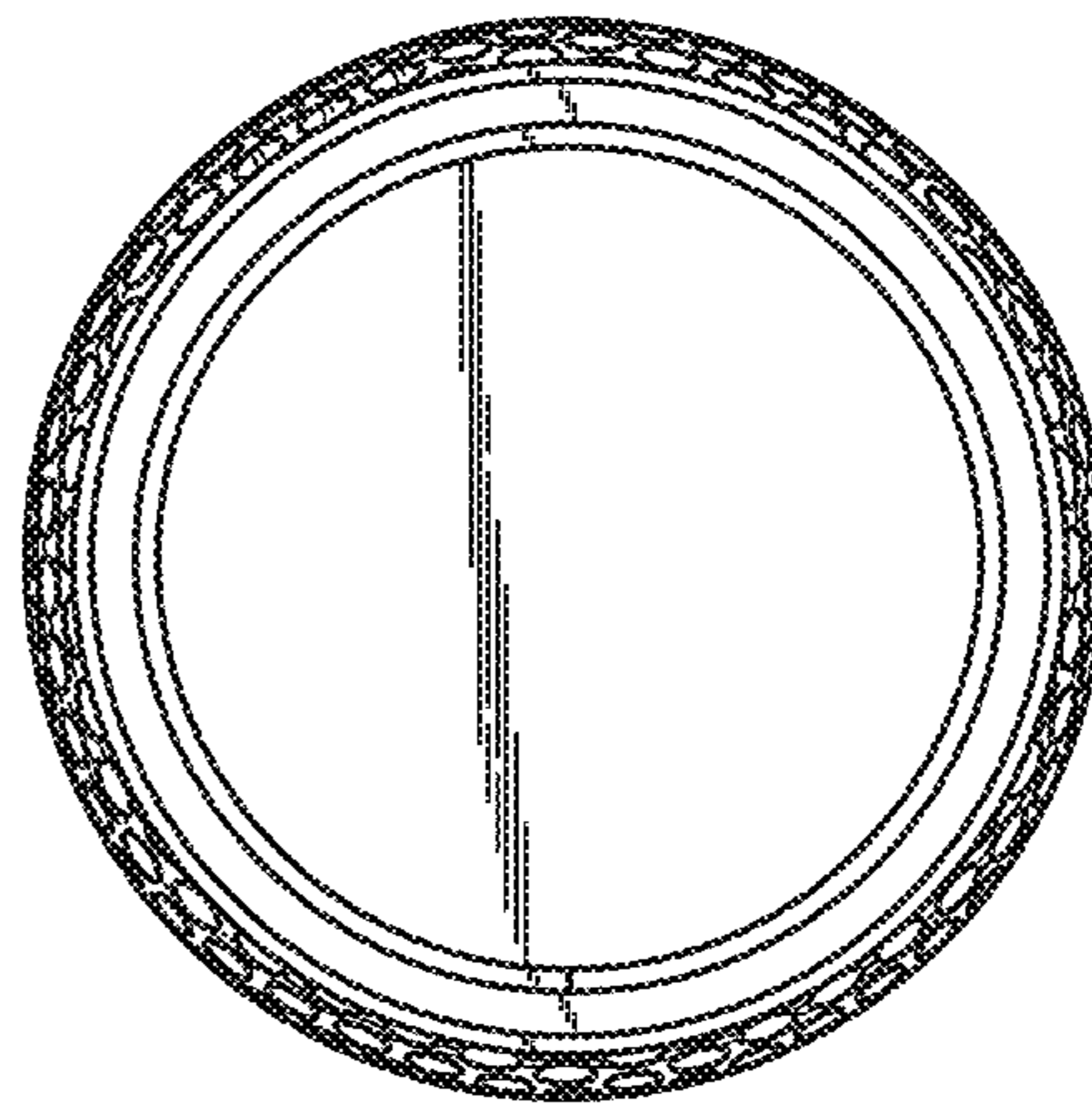


FIG. 4

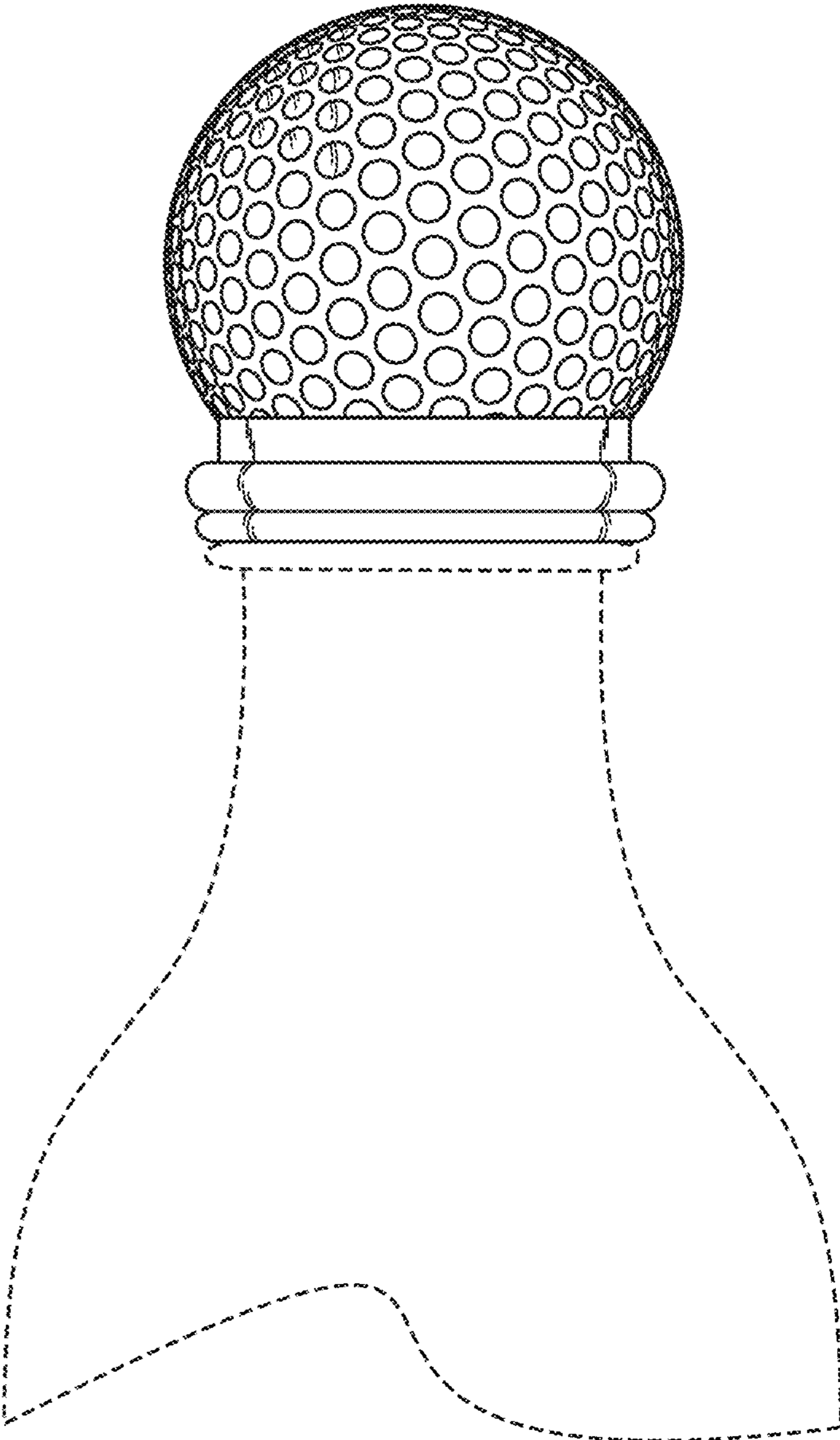


FIG. 5