



US00D743781S

(12) **United States Design Patent**  
**Fischer et al.**

(10) **Patent No.:** **US D743,781 S**  
(45) **Date of Patent:** **\*\* Nov. 24, 2015**

(54) **VENT CLIP**

(71) Applicants: **Albert Michael Fischer**, Fairfield, OH (US); **Matthew Thomas Kuhn**, Cincinnati, OH (US); **Robert Richard Ziek, Jr.**, Cincinnati, OH (US); **Robert St. Clair Donovan**, Adams, NY (US); **Kyle M. Bennett**, Watertown, NY (US); **Gregor Mittersinker**, Cumberland, RI (US); **Aaron Abroff**, Acton, MA (US); **Andre Minoli**, Somerville, MA (US)

(72) Inventors: **Albert Michael Fischer**, Fairfield, OH (US); **Matthew Thomas Kuhn**, Cincinnati, OH (US); **Robert Richard Ziek, Jr.**, Cincinnati, OH (US); **Robert St. Clair Donovan**, Adams, NY (US); **Kyle M. Bennett**, Watertown, NY (US); **Gregor Mittersinker**, Cumberland, RI (US); **Aaron Abroff**, Acton, MA (US); **Andre Minoli**, Somerville, MA (US)

(73) Assignee: **JULIUS SÄMANN LTD.**, Hamilton (BM)

(\*\*) Term: **14 Years**

(21) Appl. No.: **29/441,071**

(22) Filed: **Dec. 31, 2012**

(51) **LOC (10) Cl.** ..... **08-08**

(52) **U.S. Cl.**  
USPC ..... **D8/395**

(58) **Field of Classification Search**  
USPC ..... D23/366; D20/43; D11/215, 216;  
292/256, 256.63; 248/226.11, 227.3;  
24/268, 272; D28/5, 6  
CPC ..... F16L 33/02; F16L 33/12; F16L 37/123;  
E05C 19/145; E05F 11/00; B65D 45/32  
See application file for complete search history.

(56) **References Cited**

**U.S. PATENT DOCUMENTS**

2,470,811 A \* 5/1949 Engleman ..... 40/658  
D162,336 S \* 3/1951 Oest et al. .... D11/215  
3,099,269 A \* 7/1963 Sorensen ..... 24/67.11

D205,923 S \* 10/1966 McCormick ..... D20/43  
3,276,800 A \* 10/1966 Loudon et al. .... 403/397  
D267,810 S \* 2/1983 Orsos ..... D20/43  
D273,272 S \* 4/1984 Roeser ..... D8/367  
D274,009 S \* 5/1984 Caruso ..... D28/39  
4,821,988 A \* 4/1989 Jimenez ..... 248/227.3  
D317,246 S \* 6/1991 Driscoll ..... D9/434  
D322,389 S \* 12/1991 Harmon ..... D8/380  
D382,050 S \* 8/1997 Hayes ..... D23/366  
D382,592 S \* 8/1997 Maruchi ..... D19/32  
D385,304 S \* 10/1997 Griffin ..... D19/65  
D391,152 S \* 2/1998 Lane et al. .... D8/395  
D409,902 S \* 5/1999 Salvucci ..... D8/403  
D425,127 S \* 5/2000 Mackey ..... D19/65  
D426,577 S \* 6/2000 Mackey et al. .... D19/89  
D473,128 S \* 4/2003 Costa ..... D8/396  
D494,997 S \* 8/2004 Weiler et al. .... D18/40  
D546,464 S \* 7/2007 Savoia ..... D24/200  
D566,539 S \* 4/2008 Hicks ..... D8/395  
D659,264 S \* 5/2012 Wennerholm ..... D25/136  
D686,910 S \* 7/2013 Towell, Jr. .... D8/395  
D688,122 S \* 8/2013 Wasco ..... D8/395  
D713,242 S \* 9/2014 Magan ..... D8/396  
D721,428 S \* 1/2015 Donovan ..... D23/368  
2001/0022014 A1 \* 9/2001 Smith ..... 24/546

\* cited by examiner

*Primary Examiner* — John Windmuller

*Assistant Examiner* — Steven Czyz

(74) *Attorney, Agent, or Firm* — Oblon, McClelland, Maier & Neustadt, L.L.P.

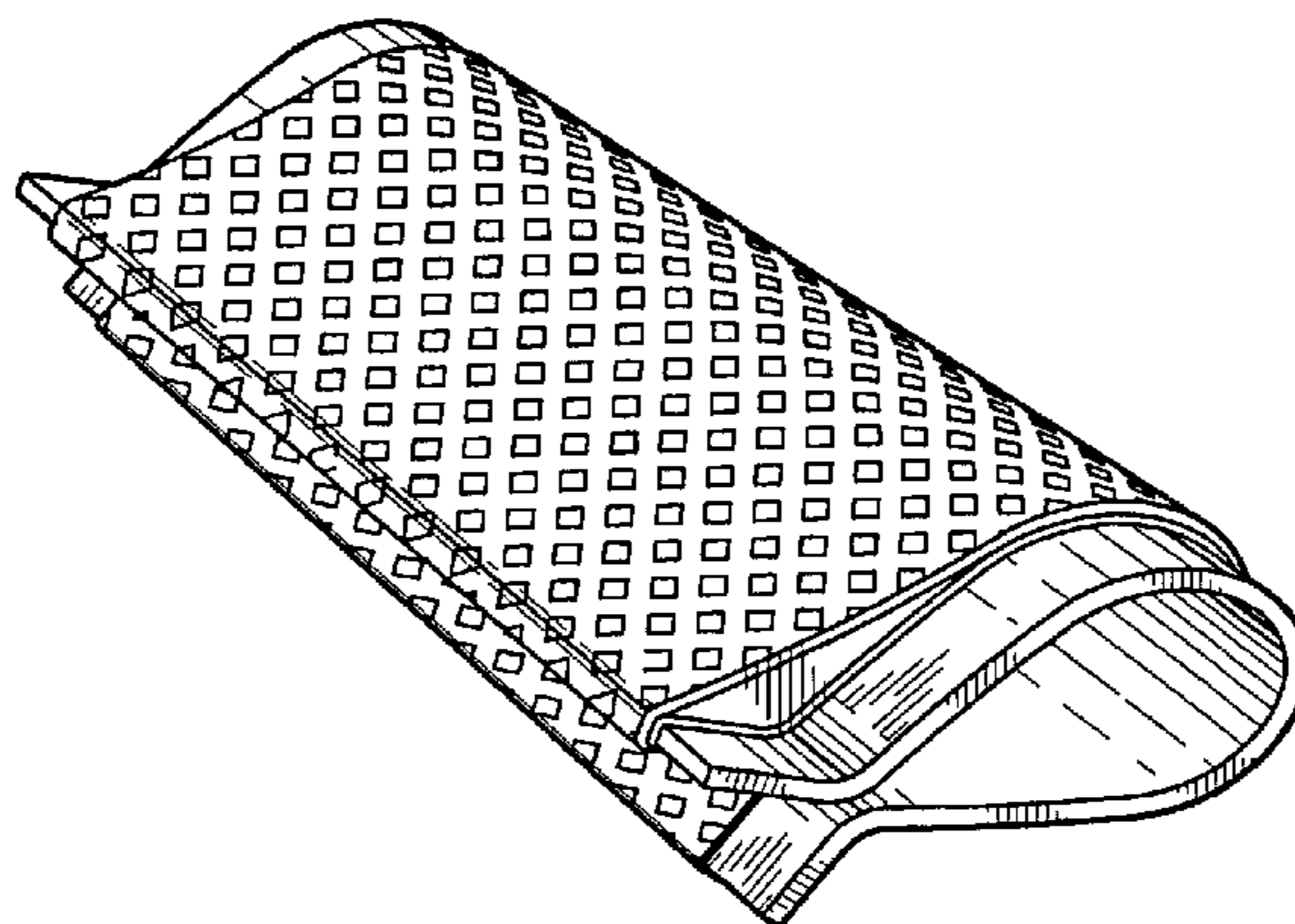
(57) **CLAIM**


The ornamental design for a vent clip, as shown and described.

**DESCRIPTION**


FIG. 1 is a top plan view thereof of a vent clip, the bottom plan view being a mirror image of the top plan view shown; FIG. 2 is a front elevational view thereof; FIG. 3 is a rear elevational view thereof; FIG. 4 is a left side elevational view thereof, the right side elevational view being a mirror image of the left side elevational view shown; and, FIG. 5 is a rear, top, and left side perspective view thereof.

**1 Claim, 3 Drawing Sheets**






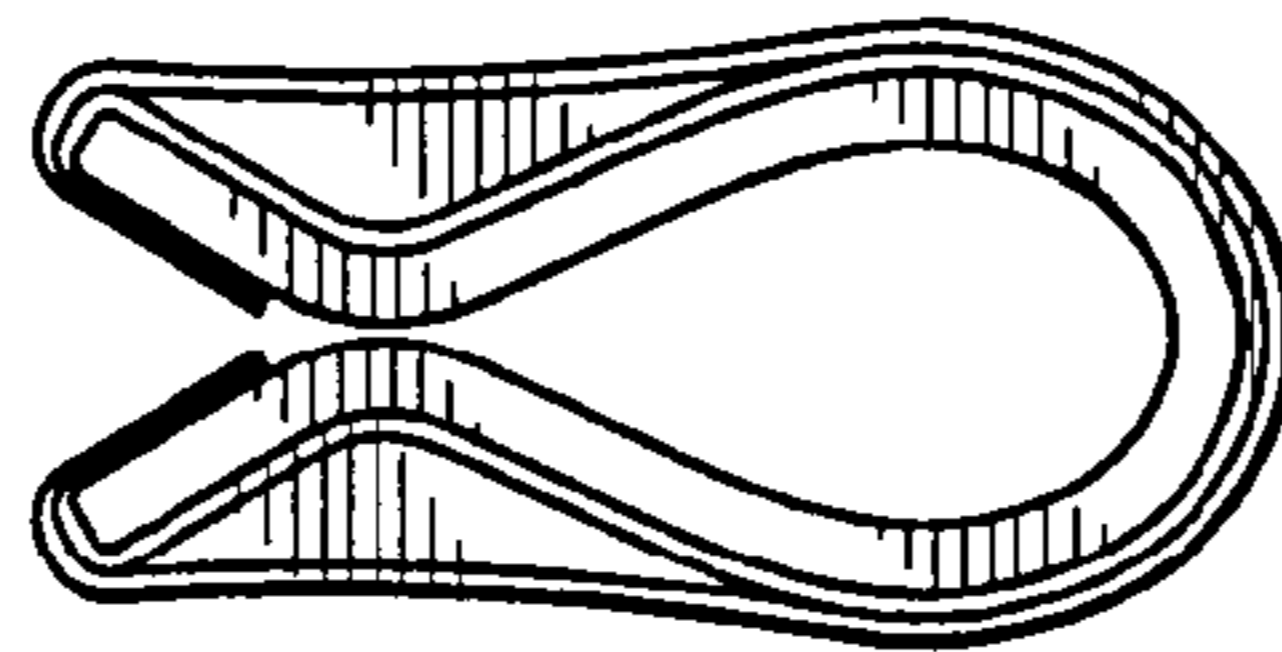
*Fig. 1*



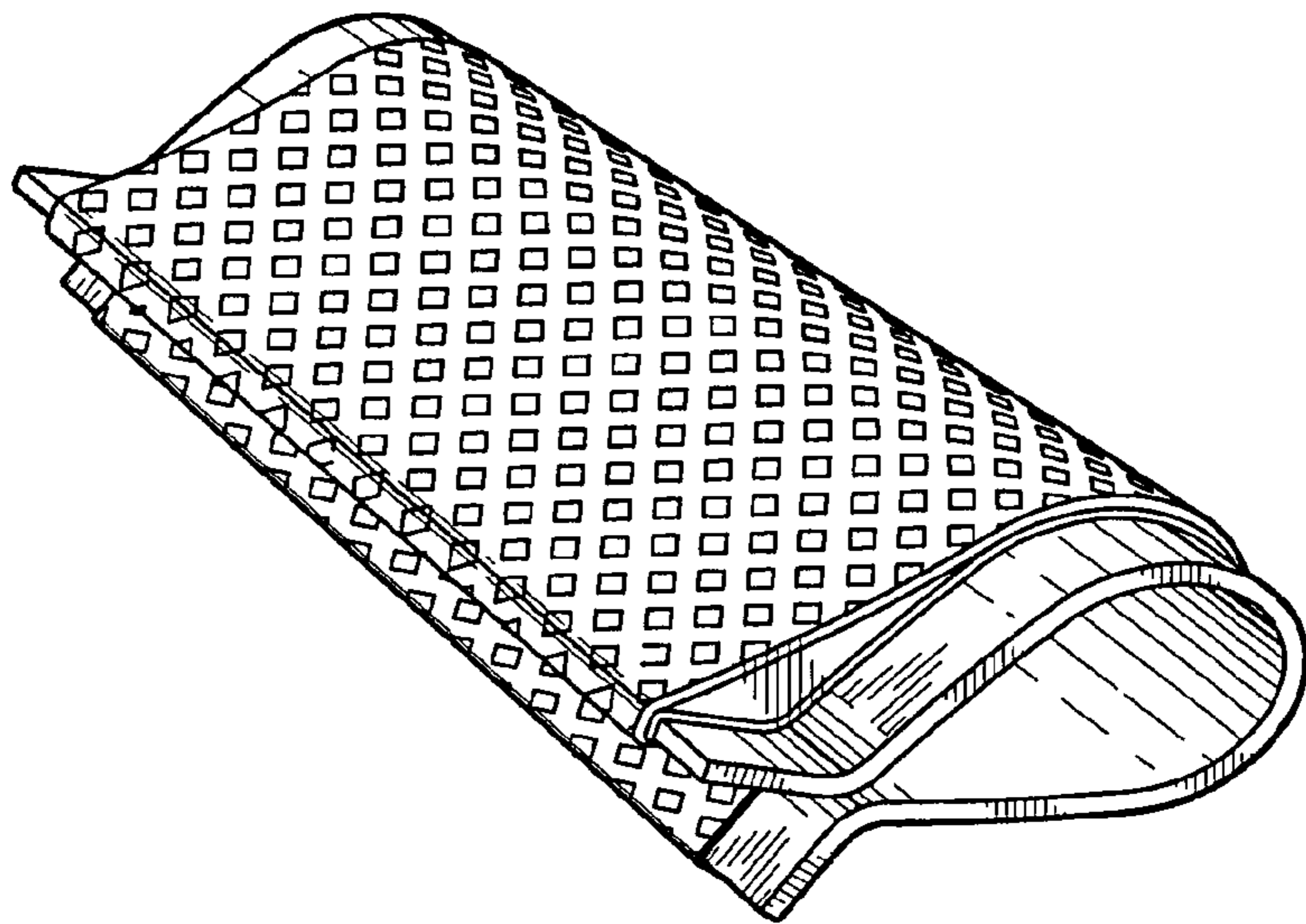
*Fig. 2*



*Fig. 3*



*Fig. 4*



*Fig. 5*