



US00D743778S

(12) **United States Design Patent**  
**Huang**

(10) **Patent No.:** **US D743,778 S**

(45) **Date of Patent:** **\*\* Nov. 24, 2015**

(54) **SNAP HOOK**

(71) Applicant: **Yuh-Lin Huang**, New Taipei (TW)

(72) Inventor: **Yuh-Lin Huang**, New Taipei (TW)

(\*\*) Term: **14 Years**

(21) Appl. No.: **29/507,442**

(22) Filed: **Oct. 28, 2014**

(51) **LOC (10) Cl.** ..... **08-05**

(52) **U.S. Cl.**  
USPC ..... **D8/367**

(58) **Field of Classification Search**  
USPC ..... D8/367, 354, 349; D6/323; 248/301  
CPC ..... F16B 2/00; A63B 27/00  
See application file for complete search history.

(56) **References Cited**

**U.S. PATENT DOCUMENTS**

D271,465 S *	11/1983	Boissonnet	.....	D8/367
D272,717 S *	2/1984	Faidide	.....	D8/367
D282,904 S *	3/1986	Faidide	.....	D8/367
5,257,441 A *	11/1993	Barlow	.....	24/599.5
5,538,303 A *	7/1996	Dunham	.....	294/82.31
D455,642 S *	4/2002	Kelleghan	.....	D8/367
D468,997 S *	1/2003	Chang	.....	D8/356
D485,431 S *	1/2004	Hsu	.....	D3/210

D520,345 S *	5/2006	Kelleghan	.....	D8/356
D521,362 S *	5/2006	Kelleghan	.....	D8/356
D573,875 S *	7/2008	Anderson	.....	D8/367
D702,110 S *	4/2014	Gobbi	.....	D8/356
D730,159 S *	5/2015	Grimm et al.	.....	D8/356
D730,722 S *	6/2015	Grimm et al.	.....	D8/356
D735,559 S *	8/2015	Liang et al.	.....	D8/356
2002/0050032 A1 *	5/2002	Carnall	.....	24/600.2

\* cited by examiner

*Primary Examiner* — Cynthia Underwood

(74) *Attorney, Agent, or Firm* — Guice Patents PLLC

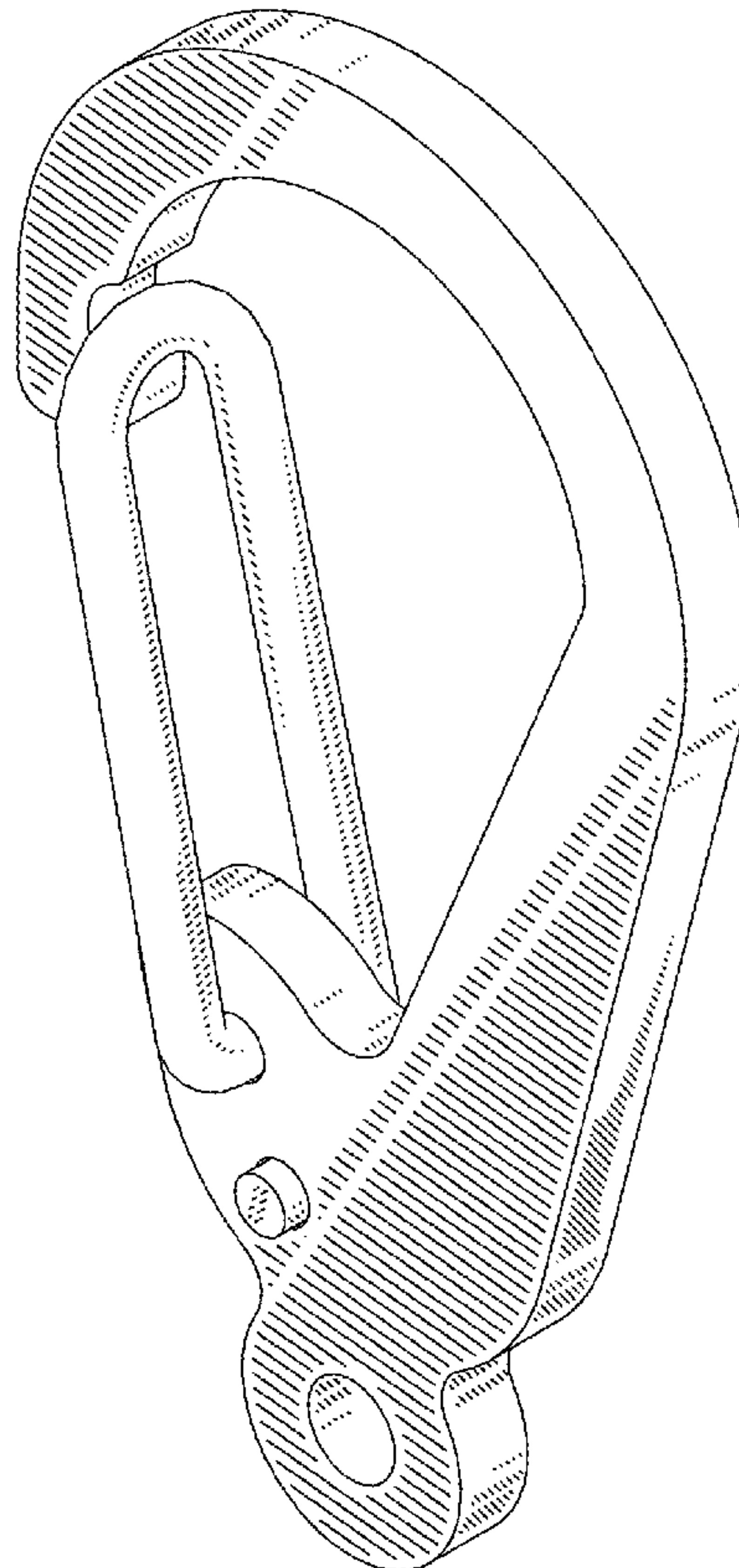
(57) **CLAIM**

I claim, the ornamental design for a snap hook, as shown and described.

**DESCRIPTION**

FIG. 1 is a perspective view of the post removal device, shown reduced in scale;  
FIG. 2 is a perspective view of the post removal device;  
FIG. 3 is a front view of the post removal device;  
FIG. 4 is a bottom view of the post removal device;  
FIG. 5 is a top view of the post removal device; and,  
FIG. 6 is a side perspective of the post removal device.  
The broken lines in the drawings depict environmental subject matter/or parts of the post removal device only and form no part of the claimed design.

**1 Claim, 6 Drawing Sheets**



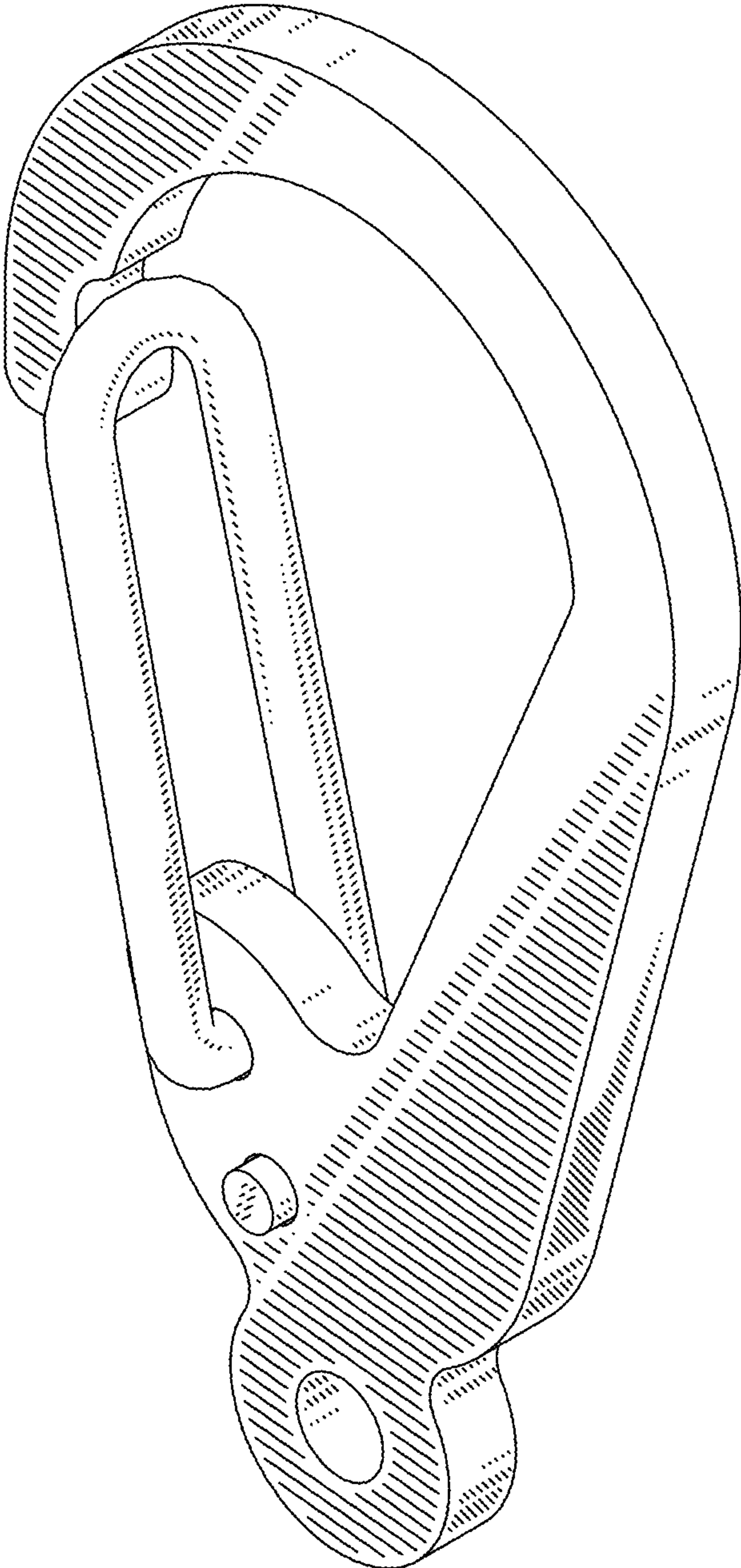


FIG. 1

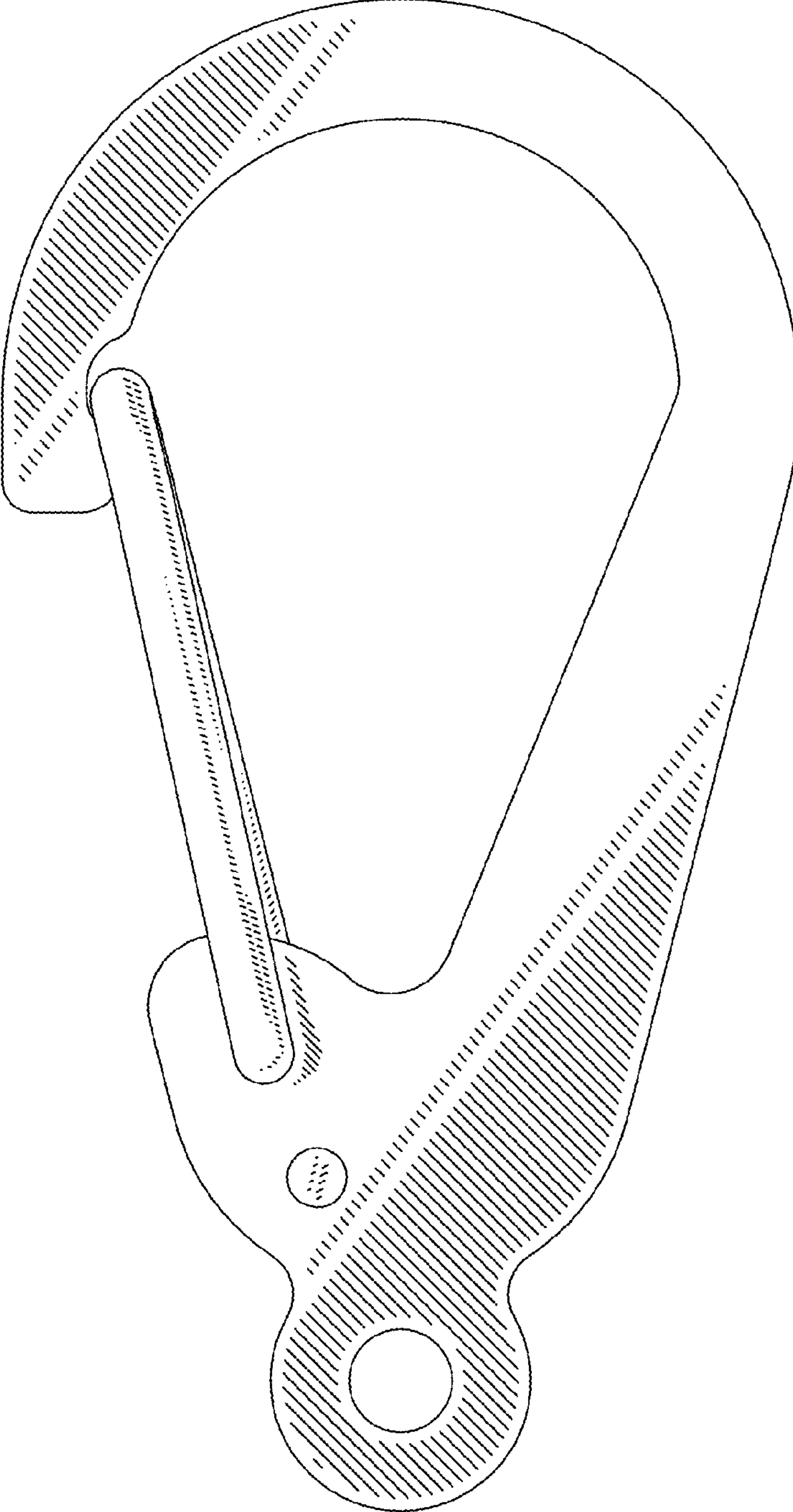


FIG. 2



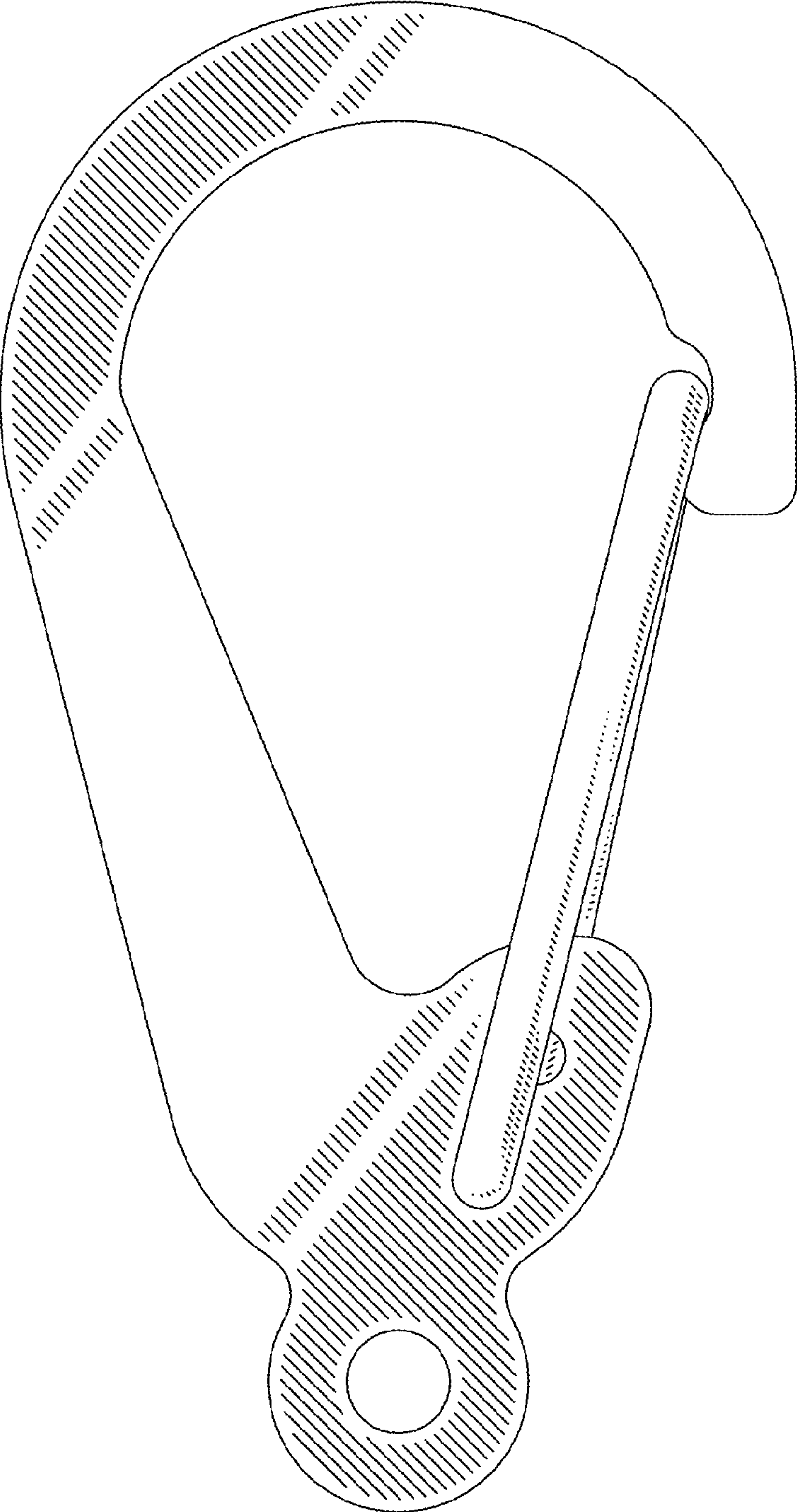


FIG. 3

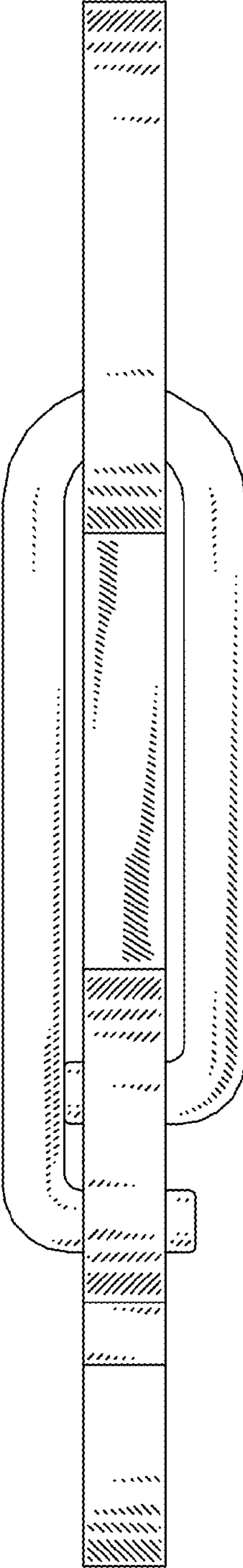


FIG. 4

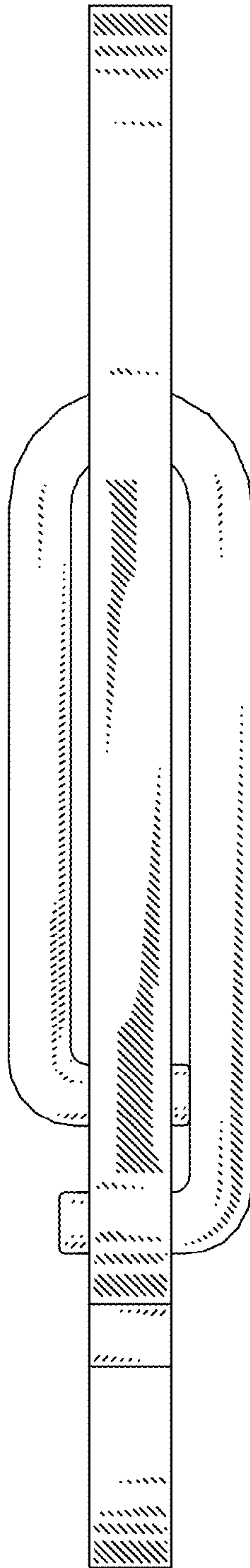


FIG. 5

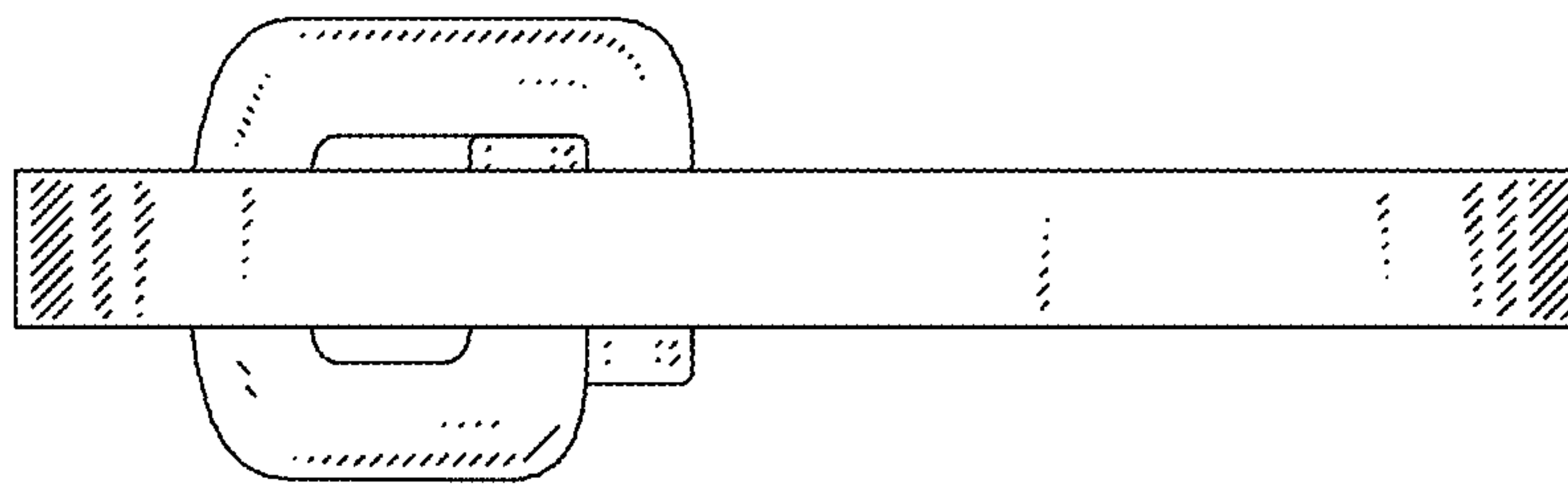


FIG. 6