



US00D743777S

(12) **United States Design Patent**
Noel et al.

(10) **Patent No.:** **US D743,777 S**
(45) **Date of Patent:** **** Nov. 24, 2015**

(54) **RAIL TOP PLANT HANGER**

(71) Applicants: **Charlene Ann Noel**, Virginia Beach, VA (US); **John Walter Noel**, Virginia Beach, VA (US)

(72) Inventors: **Charlene Ann Noel**, Virginia Beach, VA (US); **John Walter Noel**, Virginia Beach, VA (US)

(**) Term: **14 Years**

(21) Appl. No.: **29/480,595**

(22) Filed: **Jan. 28, 2014**

(51) **LOC (10) Cl.** **08-05**

(52) **U.S. Cl.**
USPC **D8/363**

(58) **Field of Classification Search**
USPC D8/19, 44, 383, 374, 300, 303, 313, D8/314, 363, 381, 380, 394, 395, 396; 24/136 K, 130, 136 R; 42/50; 5/205, 5/224; 403/314; 248/328; D13/133; D22/108; D19/1; D30/119; D6/540, D6/546, 554, 550
CPC ... A47H 1/022; A47H 1/102; A47H 2201/02; A47H 13/00; A47H 1/02; A47H 1/122; A47H 1/142; A47H 2001/0205; E04F 13/0803
See application file for complete search history.

(56) **References Cited**

U.S. PATENT DOCUMENTS

227,966	A	*	5/1880	Denison	248/282.1
D162,413	S	*	3/1951	Jorgensen	D25/48.8
D300,804	S	*	4/1989	Myers	D8/373
D311,327	S	*	10/1990	Hughes	D8/370
D348,631	S	*	7/1994	Hollinger	D8/373
D416,472	S	*	11/1999	Huttner	D8/373

D421,712	S	*	3/2000	Brown et al.	D8/370
D439,089	S	*	3/2001	Goodman et al.	D6/546
D583,601	S	*	12/2008	Doyle et al.	D6/556
D703,973	S	*	5/2014	Steele	D6/556
D708,932	S	*	7/2014	Fugett	D8/381
D712,724	S	*	9/2014	Fugett	D8/363

OTHER PUBLICATIONS

Gifts & Decor Metal Corner Plant Stand Display Shelf Unit by Gifts and Décor found on Mar. 13, 2015 posted Jul. 2, 2007 on http://www.amazon.com/Gifts-Decor-Metal-Corner-Display/dp/B008YQ4PT4/ref=cm_cr_pr_product_top?ie=UTF8.*

* cited by examiner

Primary Examiner — Robert M Spear
Assistant Examiner — Eliza Bennett-Hattan

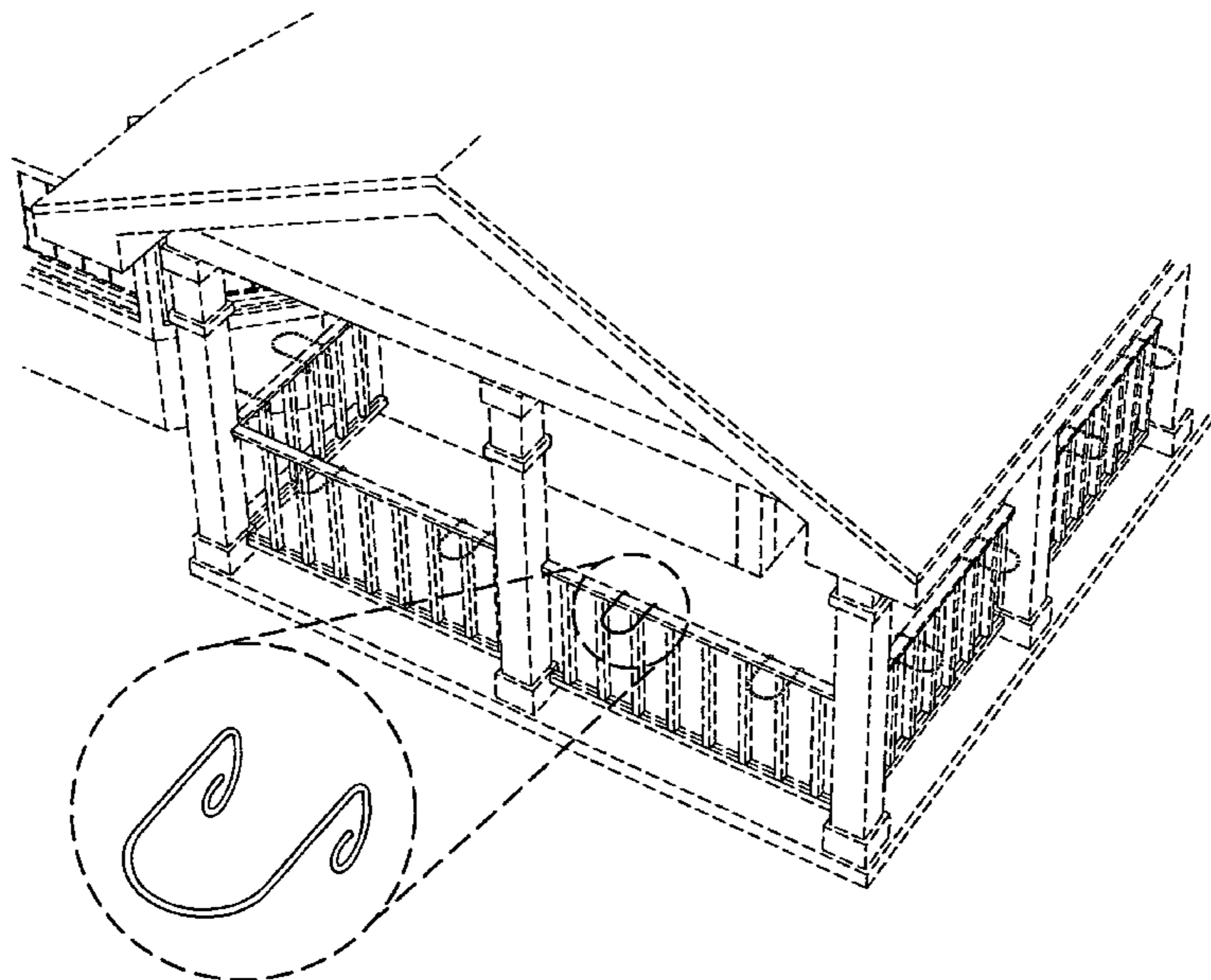
(57) **CLAIM**

The ornamental design for a rail top plant hanger, as shown and described.

DESCRIPTION

FIG. 1 is an aerial view of the plant hanger in use on a railing. FIG. 2 is a side elevation view of the plant hanger on rail top showing the position of a plant pot in the hanger. FIG. 3 is a front elevation view of the plant hanger. FIG. 4 is a front view of the plant hanger. FIG. 5 is a bottom view of a plant hanger. FIG. 6 is a right side view of the plant hanger. FIG. 7 is a top view of the plant hanger. FIG. 8 is a left side view of the plant hanger; and, FIG. 9 is a back view of the plant hanger. The dashed lines showing the plant pot in FIG. 2 depicts environmental subject matter only and form no part of the claimed design. The house illustration in FIG. 1 forms no part in the claimed design.

1 Claim, 5 Drawing Sheets



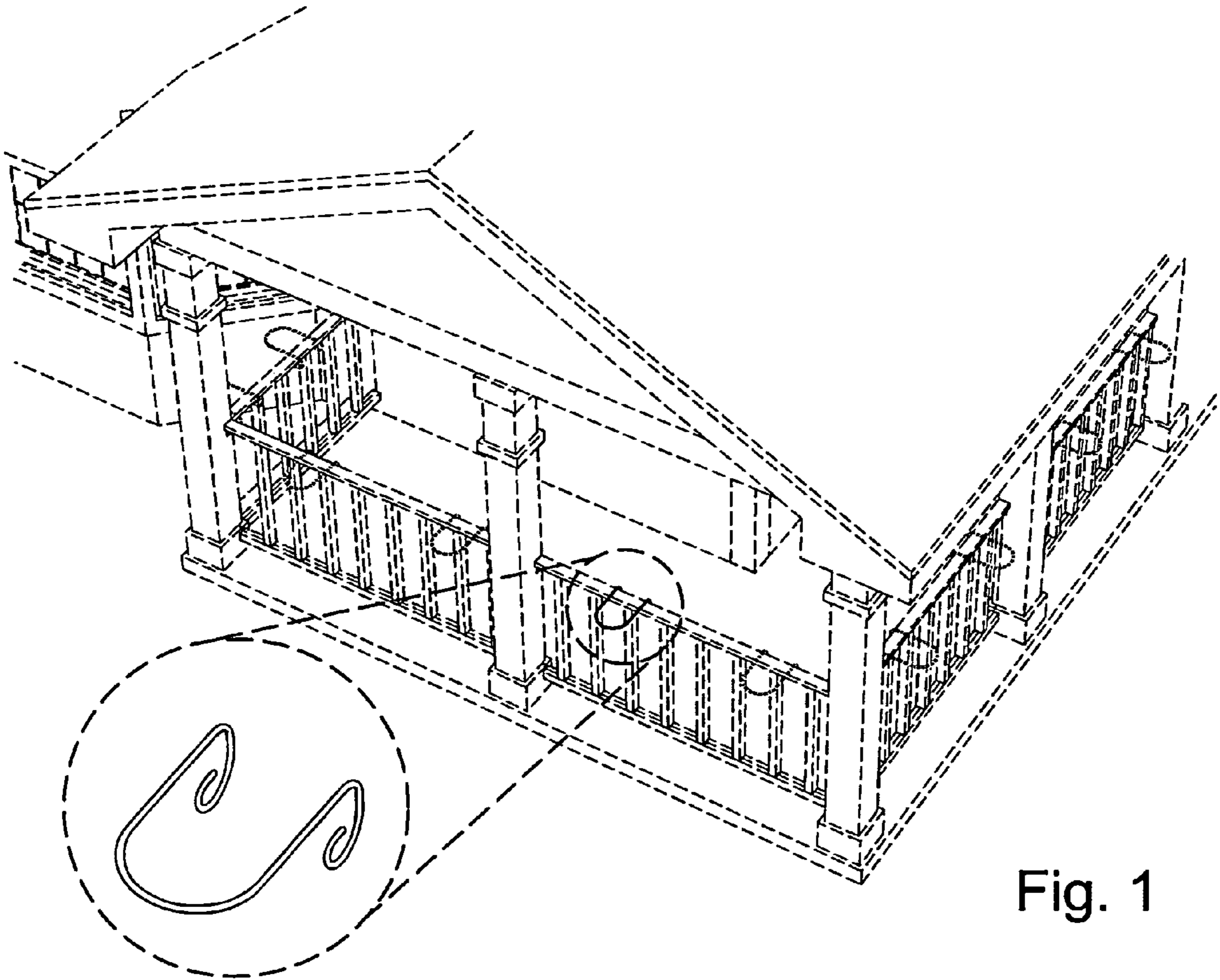
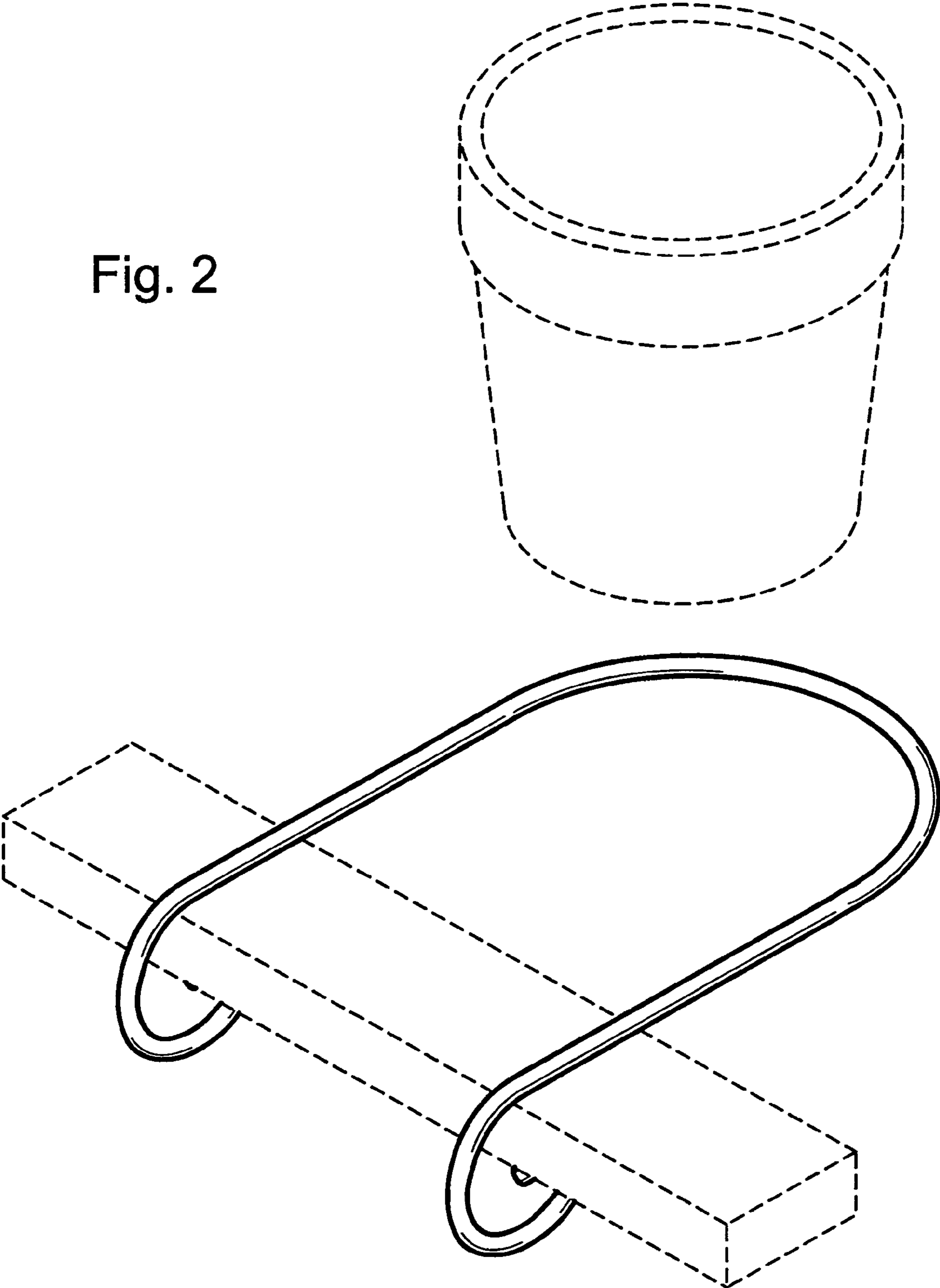


Fig. 1

Fig. 2






Fig. 3




Fig. 4




Fig. 5




Fig. 6




Fig. 7




Fig. 8




Fig. 9