



US00D743768S

(12) **United States Design Patent**
Tinius

(10) **Patent No.:** **US D743,768 S**

(45) **Date of Patent:** **** Nov. 24, 2015**

(54) **CHAIN SPROCKET COVER**

(71) Applicant: **Andreas Stihl AG & Co. KG**,
Waiblingen (DE)

(72) Inventor: **Michael Tinius**, Ulm (DE)

(73) Assignee: **Andreas Stihl AG & Co. KG**,
Waiblingen (DE)

(**) Term: **14 Years**

(21) Appl. No.: **29/499,703**

(22) Filed: **Aug. 18, 2014**

(30) **Foreign Application Priority Data**

Apr. 4, 2014 (EM) 002440180-0007

(51) **LOC (10) Cl.** **08-03**

(52) **U.S. Cl.**
USPC **D8/65**

(58) **Field of Classification Search**

USPC D8/65, 7, 8, 9, 70, 66, 67, 62, 63, 64,
D8/61, 91; 30/386, 383, 382, 371, 123,
30/381; 125/21; D21/532; 83/832, 833,
83/834; 123/185.3

CPC B23D 57/02; B23D 57/023; B23D 59/007;
B27B 33/02; B27B 33/14; B27B 33/145;
B27B 1/002; F02N 3/02

See application file for complete search history.

(56) **References Cited**

U.S. PATENT DOCUMENTS

D326,987 S * 6/1992 Lilja et al. D8/65
D327,832 S * 7/1992 Lilja et al. D8/71

5,168,837 A * 12/1992 Scholz 123/41.7
5,287,832 A * 2/1994 Uhl 123/185.3
7,162,988 B1 * 1/2007 Liao 123/185.14
7,311,067 B2 * 12/2007 Riehmann 123/41.7
7,699,902 B2 * 4/2010 Ohsawa et al. 55/385.1
7,905,261 B2 * 3/2011 Hamisch et al. 150/157
D642,884 S * 8/2011 Sugishita et al. D8/65
D642,885 S * 8/2011 Sugishita et al. D8/65

* cited by examiner

Primary Examiner — Austin Murphy

(74) *Attorney, Agent, or Firm* — McGuireWoods LLP

(57) **CLAIM**

I claim the ornamental design for a chain sprocket cover, as shown and described.

DESCRIPTION

The present application also relates to U.S. design patent application Ser. No. 29/499,541, titled "Chainsaw".

FIG. 1 is a perspective left-rear view of the chain sprocket cover;

FIG. 2 is a bottom view of the chain sprocket cover shown in FIG. 1;

FIG. 3 is a top view of the chain sprocket cover shown in FIG. 1;

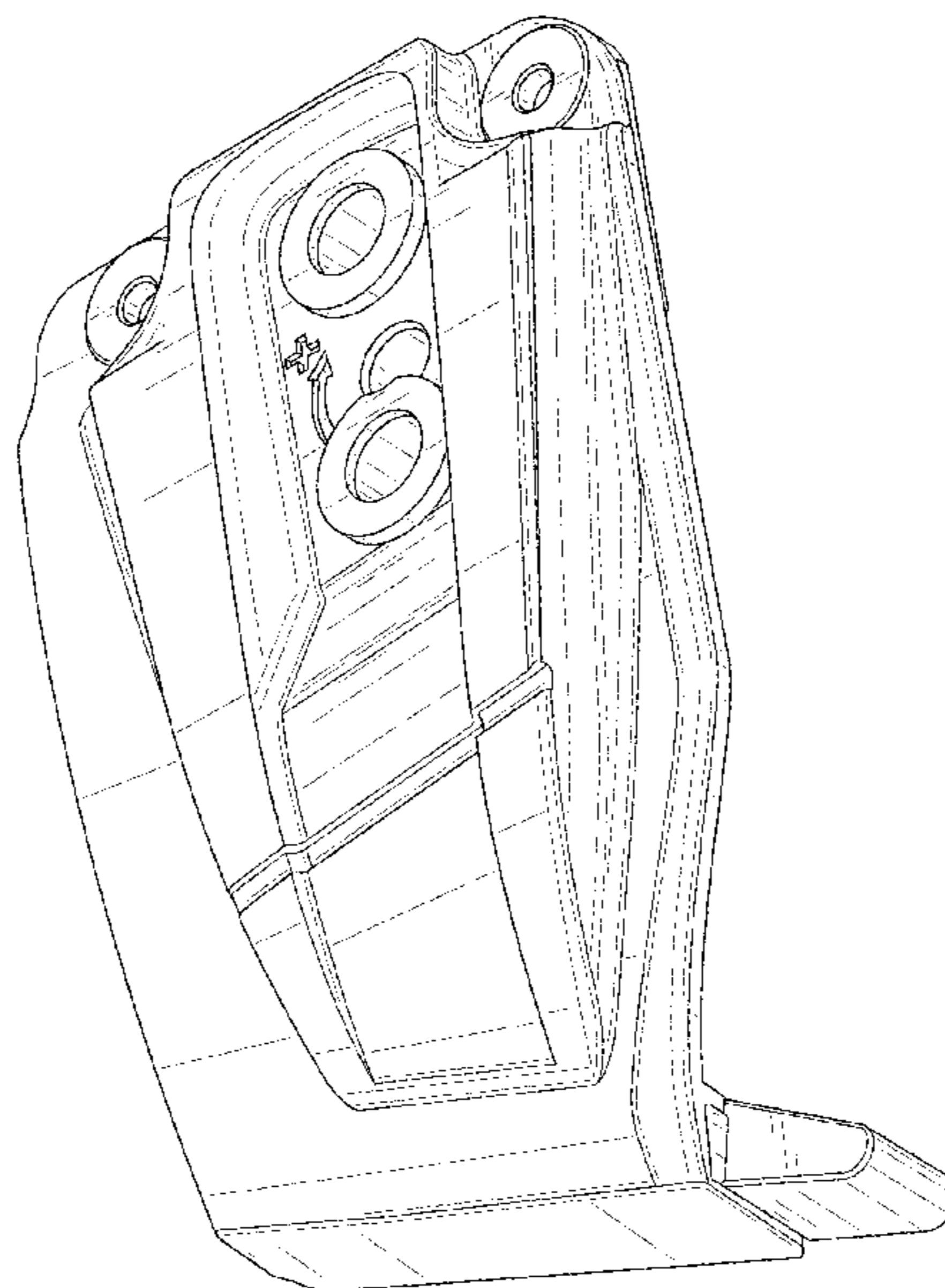
FIG. 4 is a rear view of the chain sprocket cover shown in FIG. 1;

FIG. 5 is a front side view of the chain sprocket cover shown in FIG. 1;

FIG. 6 is a left-side view of the chain sprocket cover shown in FIG. 1; and,

FIG. 7 is a right-side view of the chain sprocket cover shown in FIG. 1.

1 Claim, 5 Drawing Sheets



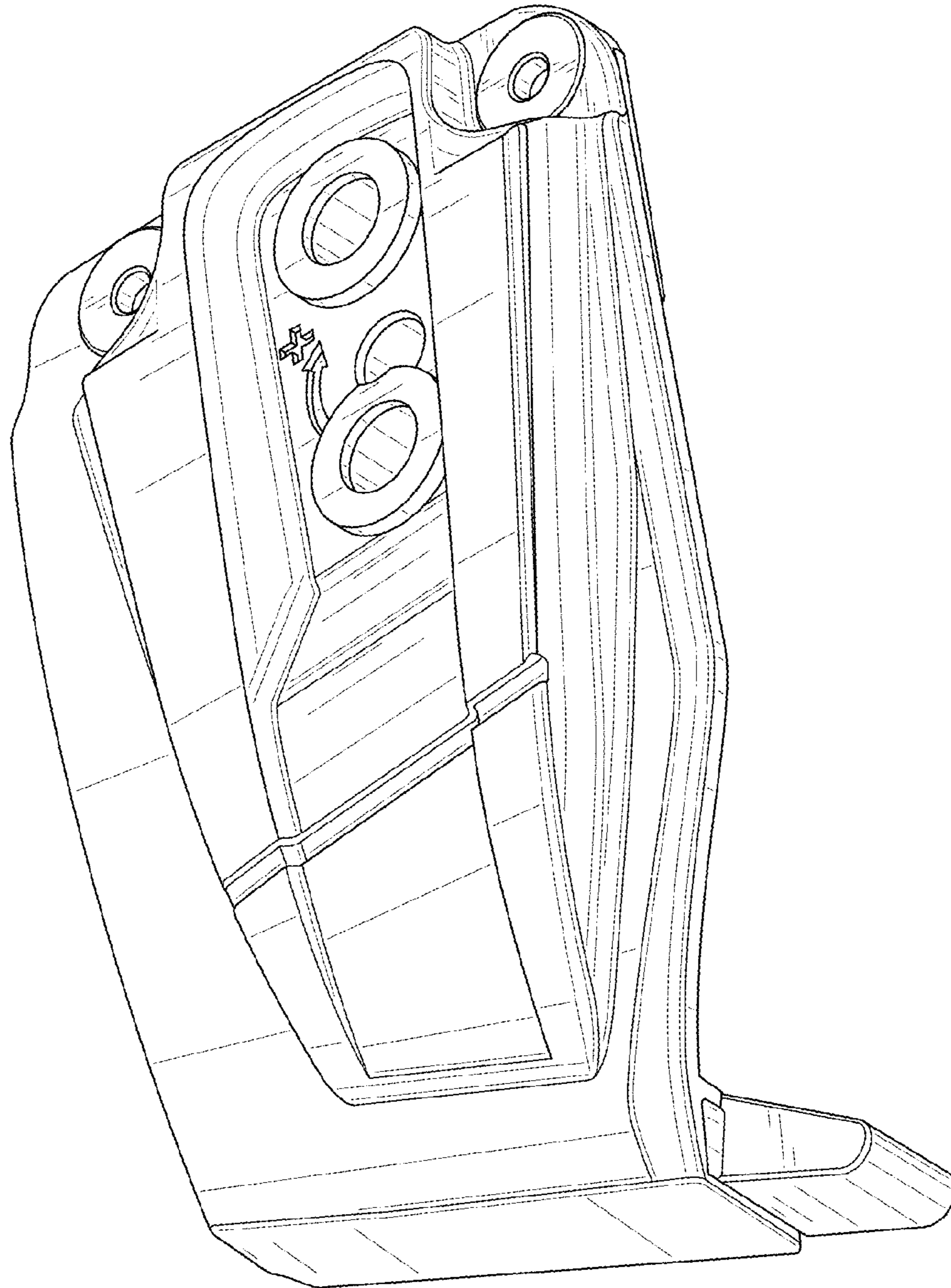


FIG. 1

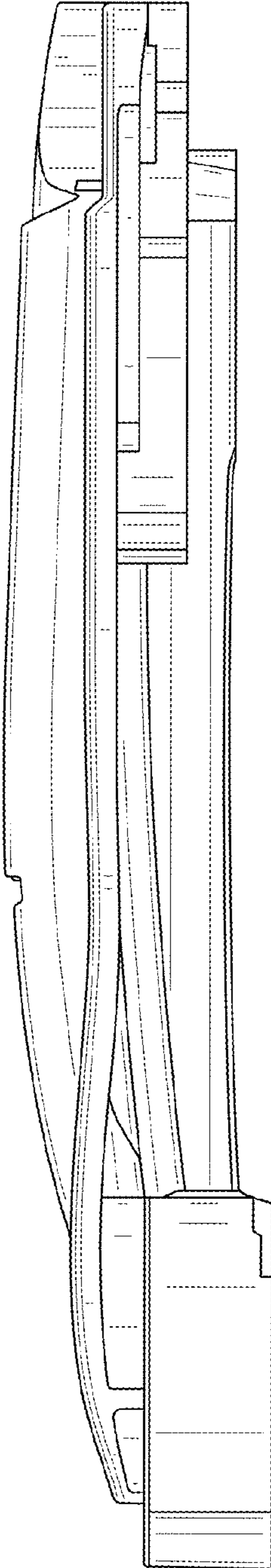


FIG. 2

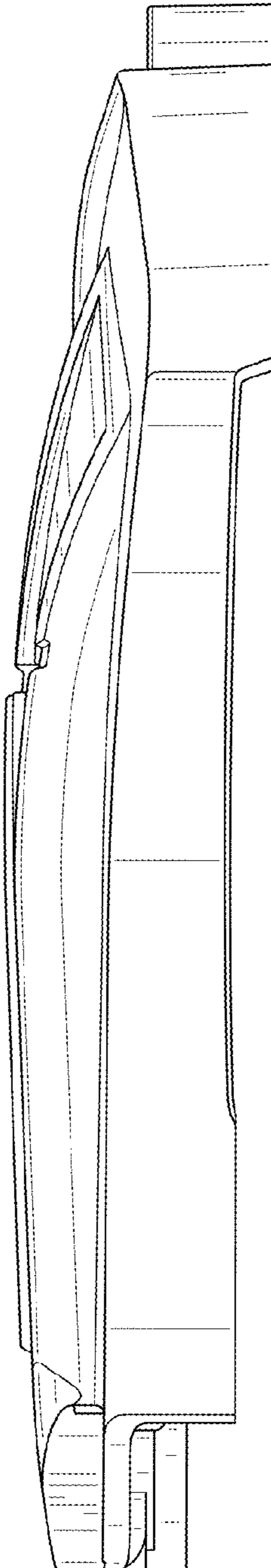


FIG. 3

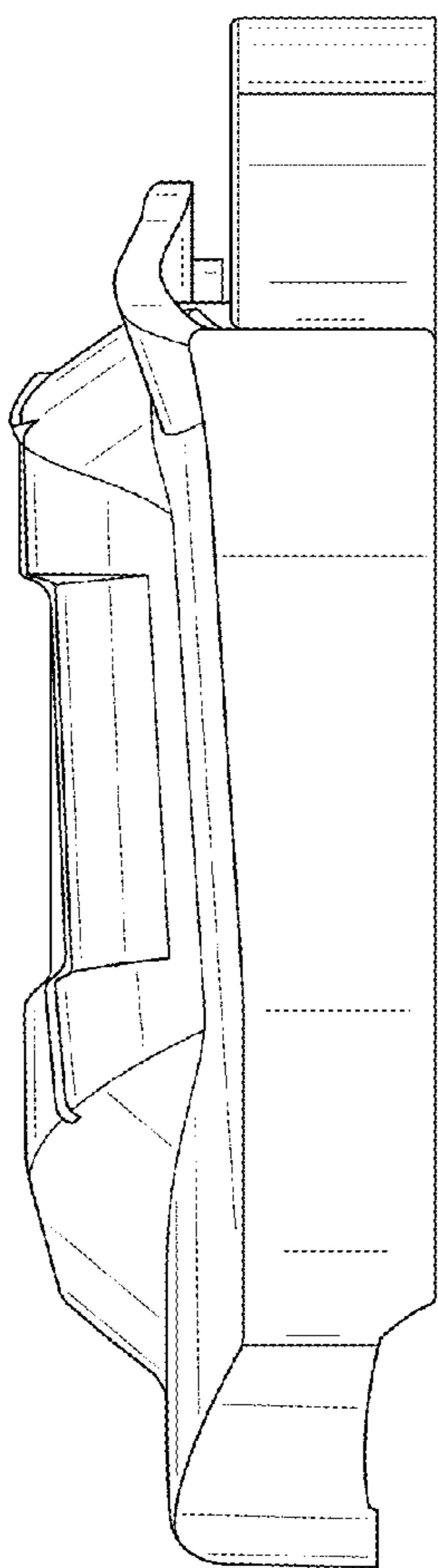


FIG. 4

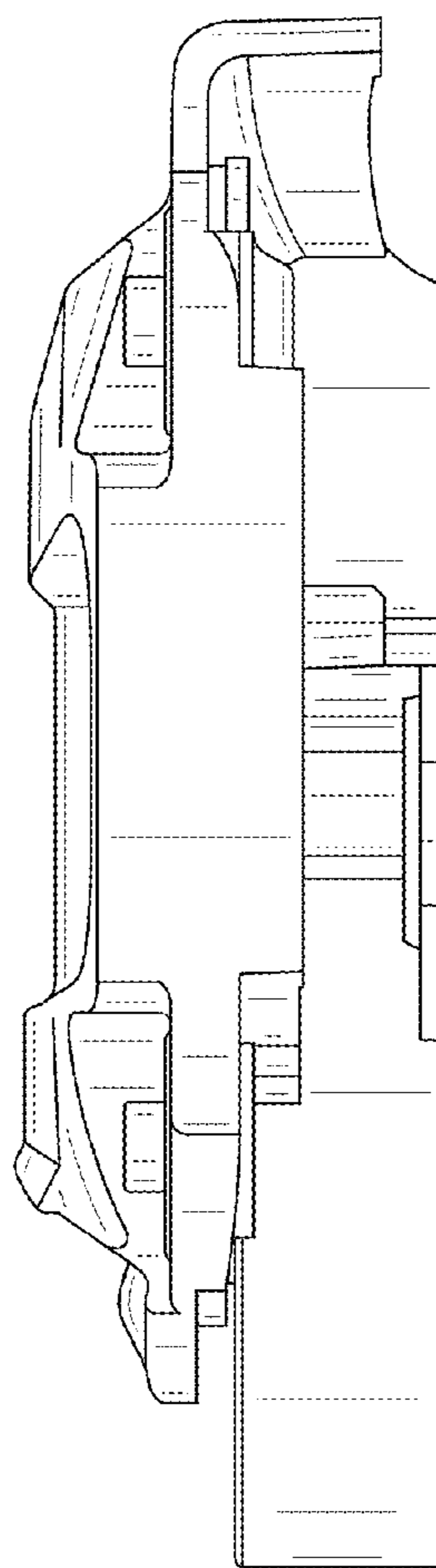


FIG. 5

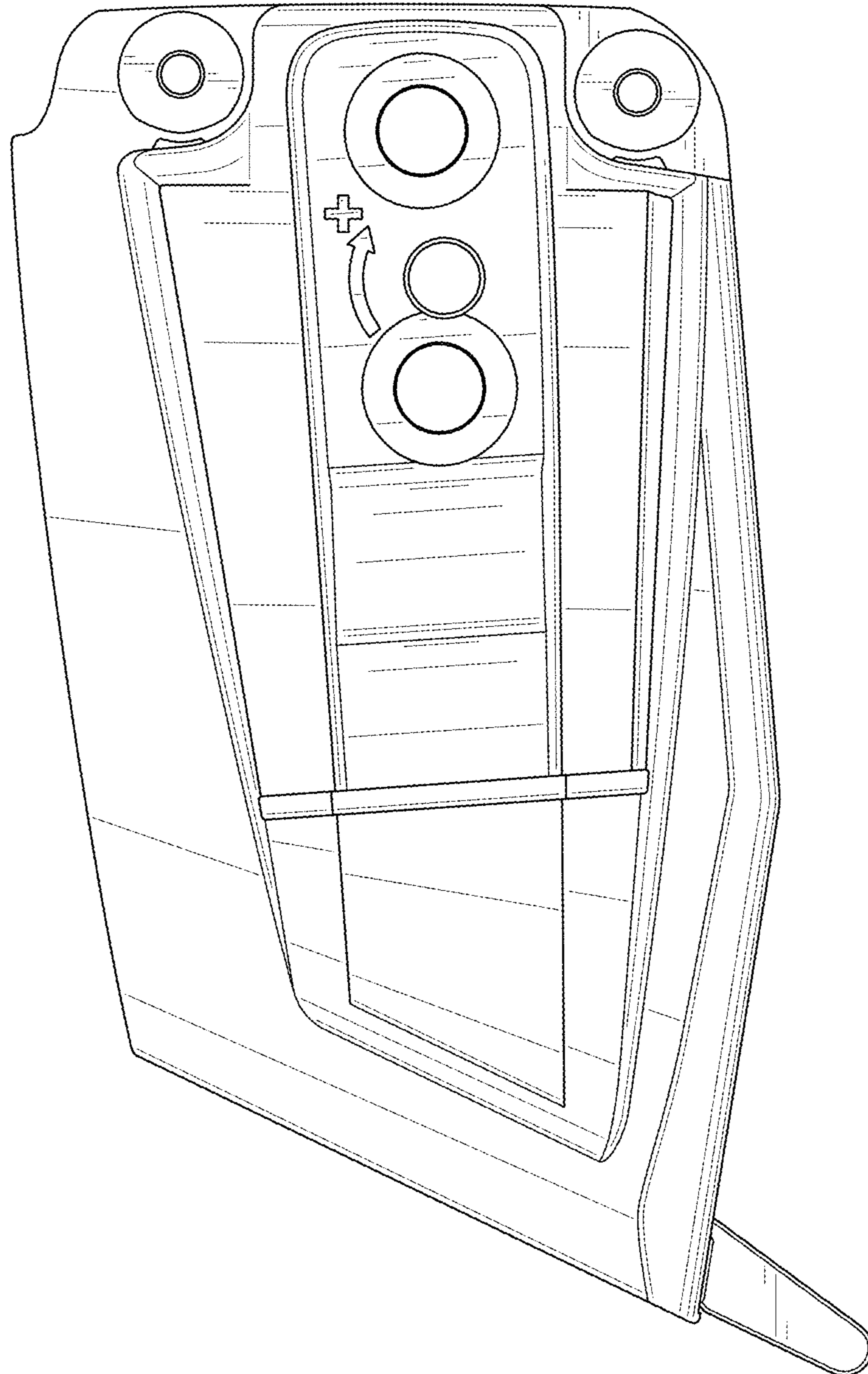


FIG. 6

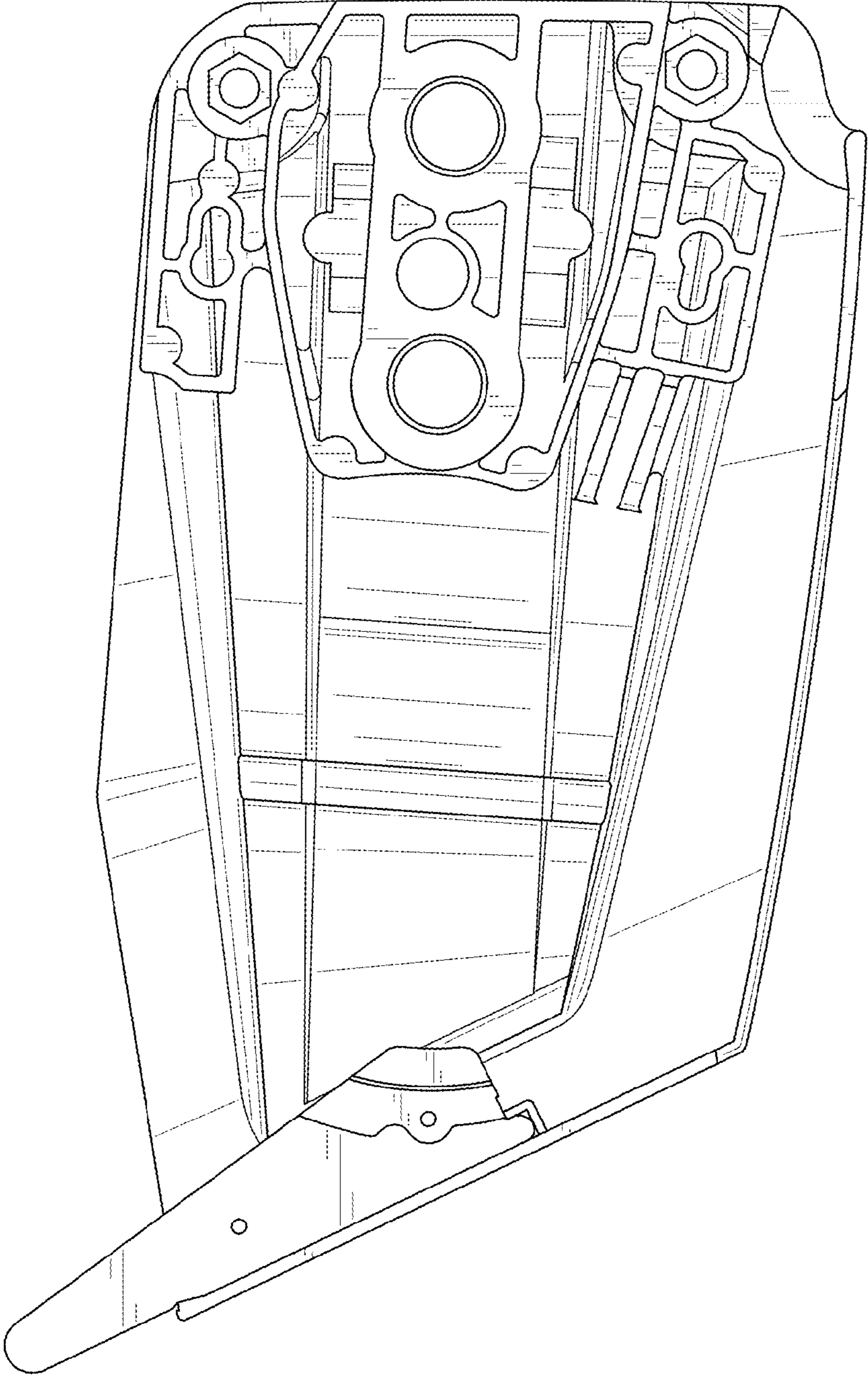


FIG. 7