



US00D743761S

(12) **United States Design Patent**
Dioguardi et al.

(10) **Patent No.:** **US D743,761 S**

(45) **Date of Patent:** **** Nov. 24, 2015**

(54) **SHEET TUCKER**

(71) Applicant: **D/B Tucker Company, LLC**, Jupiter, FL (US)

(72) Inventors: **Dolores Dioguardi**, Jupiter, FL (US);
Philip Dioguardi, Jupiter, FL (US)

(73) Assignee: **D/B Tucker Company, LLC**, Jupiter, FL (US)

(**) Term: **14 Years**

(21) Appl. No.: **29/525,127**

(22) Filed: **Apr. 27, 2015**

(51) **LOC (10) Cl.** **08-05**

(52) **U.S. Cl.**
USPC **D8/19**

(58) **Field of Classification Search**
USPC D8/16, 18, 19, 20, 105, 363, 366,
D8/370-377, 380-382; D7/698
CPC A47C 21/028; A47C 31/00; A47C 21/00;
A47G 9/02; A47G 9/0292; A47G 9/086;
A47G 9/1045; A47G 2009/003; A47G 9/0207;
A47G 9/0215; A47G 9/0253; A47G 9/10
See application file for complete search history.

(56) **References Cited**

U.S. PATENT DOCUMENTS

D29,731 S * 11/1898 Morgan D24/119
D362,376 S * 9/1995 Oaks D8/14
5,920,946 A * 7/1999 McCarten E04F 21/06
15/236.01

5,926,874 A * 7/1999 Browder A47C 21/028
5/482
D493,078 S * 7/2004 McGee D8/14
D551,041 S * 9/2007 Park D8/19
D555,993 S * 11/2007 Huie D8/19
D702,517 S * 4/2014 Wilson D8/19

* cited by examiner

Primary Examiner — Robert M Spear

Assistant Examiner — Eliza Bennett-Hattan

(74) *Attorney, Agent, or Firm* — McHale & Slavin P.A.

(57) **CLAIM**

The ornamental design for a sheet tucker, as shown and described.

DESCRIPTION

FIG. 1 is a front perspective view of a sheet tucker of the present invention;
FIG. 2 is a top view thereof;
FIG. 3 is a right side view thereof;
FIG. 4 is a left side view thereof;
FIG. 5 is a front view thereof;
FIG. 6 is a rear view thereof;
FIG. 7 is an alternative perspective view thereof; and,
FIG. 8 is an environmental perspective view showing the sheet tucker inserted between a mattress covered by a sheet and box spring.

The broken lines shown in the figures are for the purpose of illustrating environment only and form no part of the claimed design. The dashed-dotted lines in FIG. 8 are for the purpose of illustrating an underlying mattress which is covered by a sheet and form no part of the claimed design.

1 Claim, 6 Drawing Sheets






Fig. 1




Fig. 2



Fig. 3



Fig. 4



Fig. 5



Fig. 6

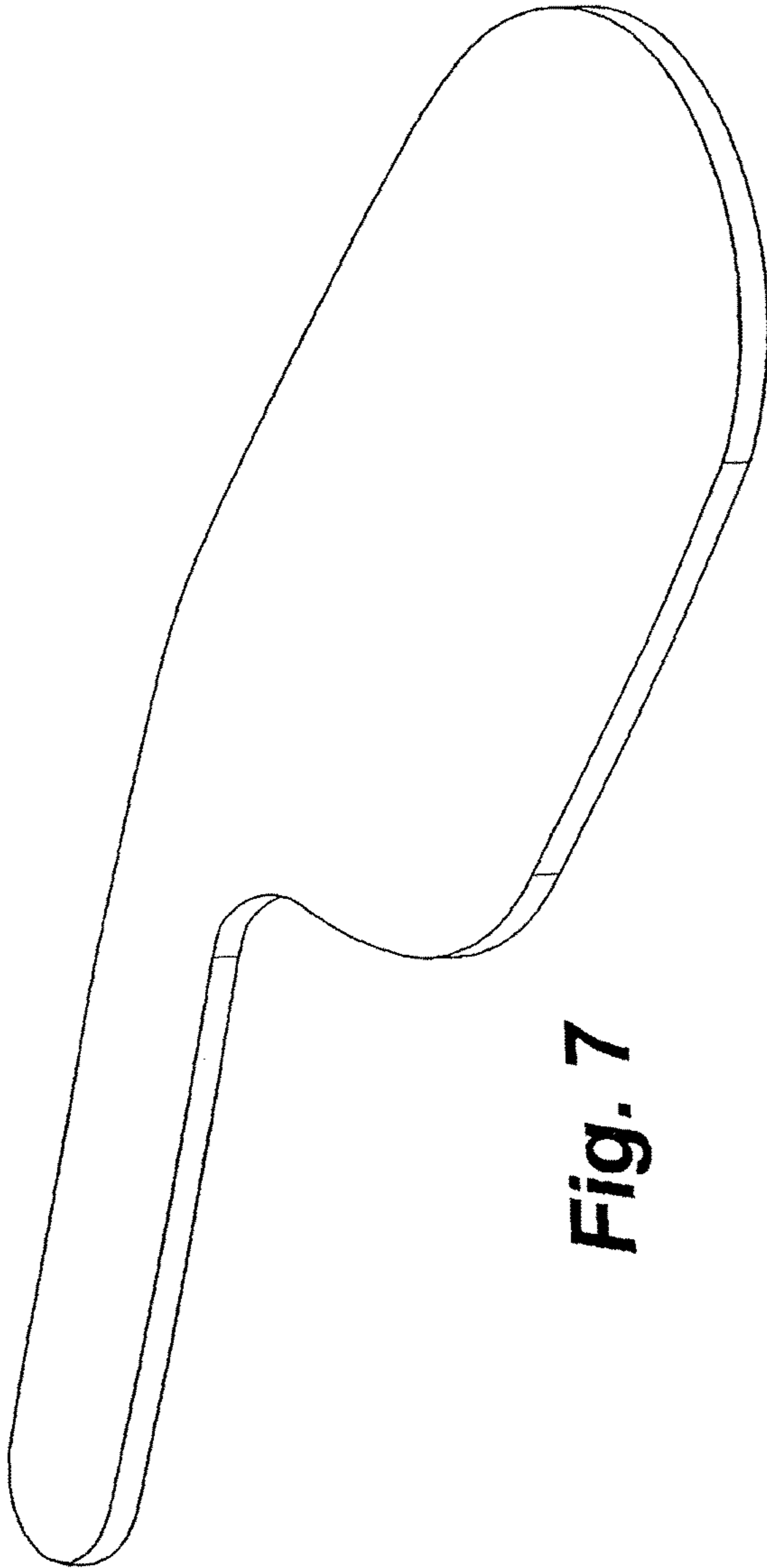


Fig. 7

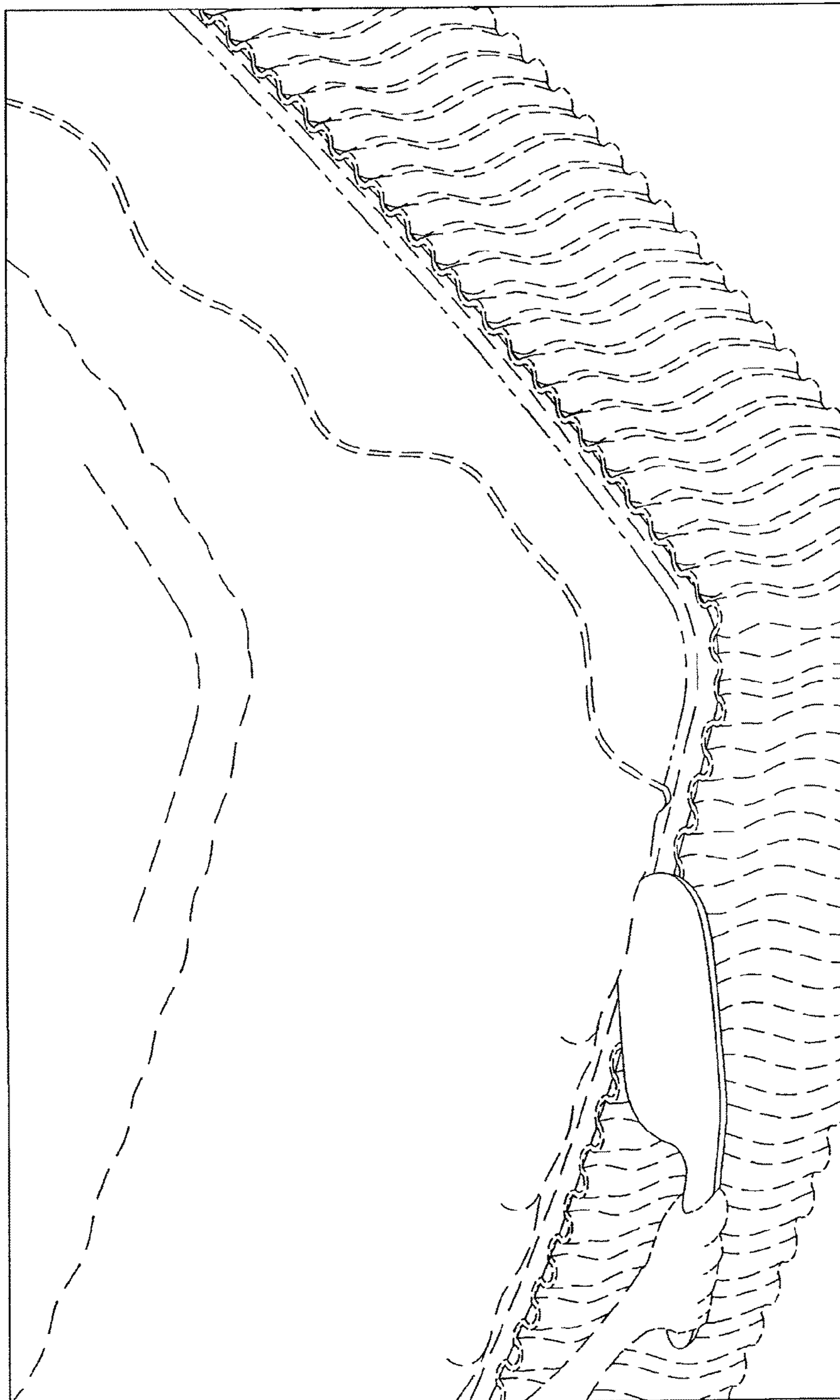


Fig. 8