



US00D743755S

(12) **United States Design Patent**
Johnson

(10) **Patent No.:** **US D743,755 S**

(45) **Date of Patent:** **** Nov. 24, 2015**

(54) **CUTTER BLADE**

(71) Applicant: **Leland Bernard Johnson**, Big Falls, WI
(US)

(72) Inventor: **Leland Bernard Johnson**, Big Falls, WI
(US)

(**) Term: **14 Years**

(21) Appl. No.: **29/494,909**

(22) Filed: **Jun. 25, 2014**

(51) **LOC (10) Cl.** **07-04**

(52) **U.S. Cl.**
USPC **D7/693**

(58) **Field of Classification Search**
USPC D7/368, 669, 693; D8/98, 103, 104, 19,
D8/20; 30/305, 114, 315, 280, 287, 312,
30/356, 298.4, 151, 340
CPC B26D 7/2621; B26B 25/005; B26B 23/00;
B26B 29/025; B26B 3/00
See application file for complete search history.

(56) **References Cited**

U.S. PATENT DOCUMENTS

986,166 A * 3/1911 Haas B26B 23/00
30/305
D249,994 S * 10/1978 Hall D7/693

4,924,575 A * 5/1990 James B26B 3/00
30/114
4,959,905 A * 10/1990 Ghislain B26B 29/025
30/340
D330,665 S * 11/1992 Neuendorf D7/693
D696,082 S * 12/2013 Hartshorn D7/649

* cited by examiner

Primary Examiner — Terry Wallace

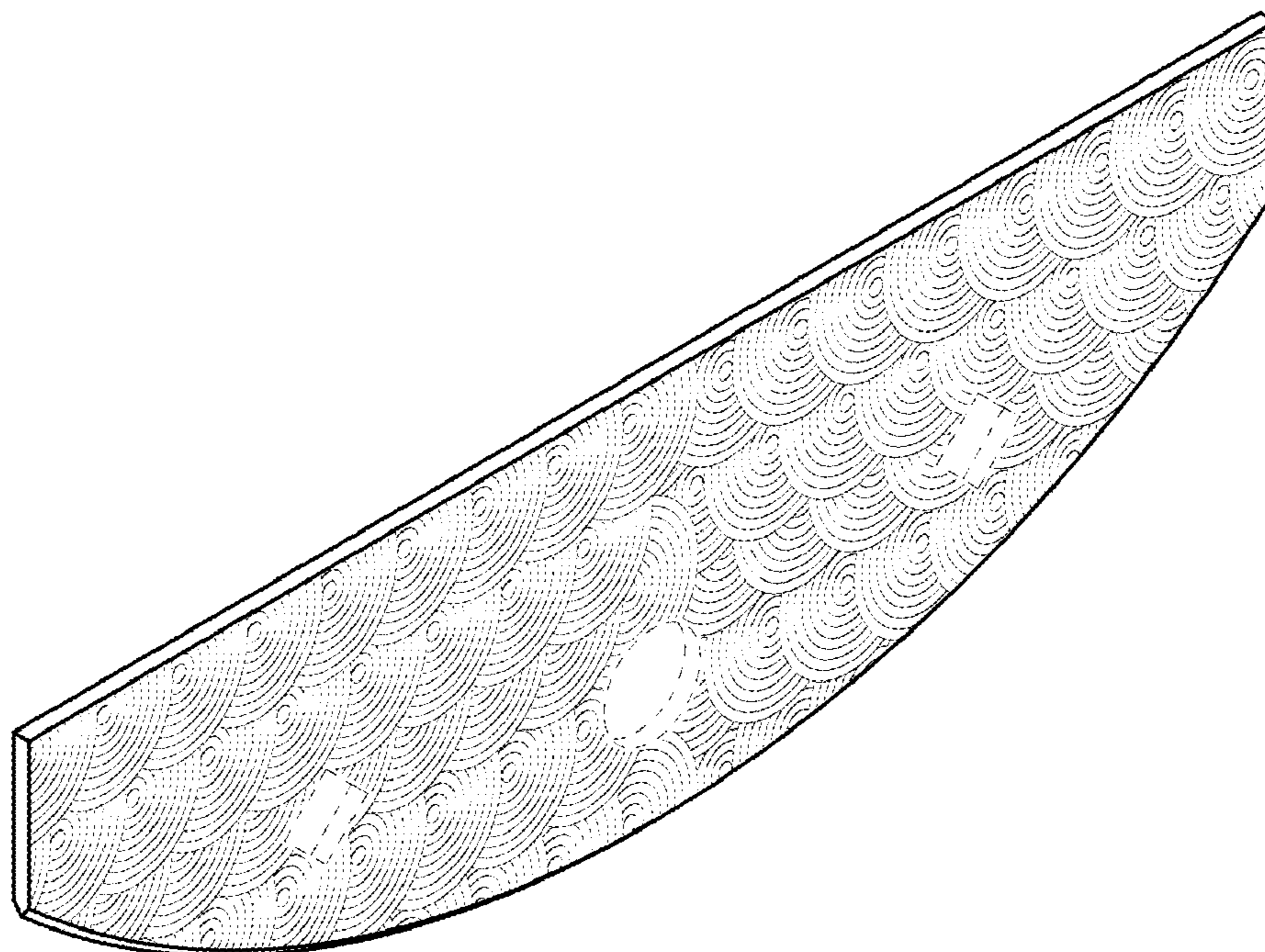
(57) **CLAIM**

The ornamental design for a cutter blade, as shown and described.

DESCRIPTION

FIG. 1 is a perspective view of a cutter blade, shown in use cutting pizza;
FIG. 2 is a perspective view of the cutter blade;
FIG. 3 is a front elevation view of the cutter blade, the rear elevation view being a mirror image thereof;
FIG. 4 is a left elevation view of the cutter blade, the right elevation view being a mirror image thereof;
FIG. 5 is a top elevation view of the cutter blade; and,
FIG. 6 is a bottom elevation view of the cutter blade.
The pizza, a handle for the cutter blade, and the holes formed within the cutter blade are shown in broken lines for illustrative purposes only and form no part of the claimed design.

1 Claim, 3 Drawing Sheets



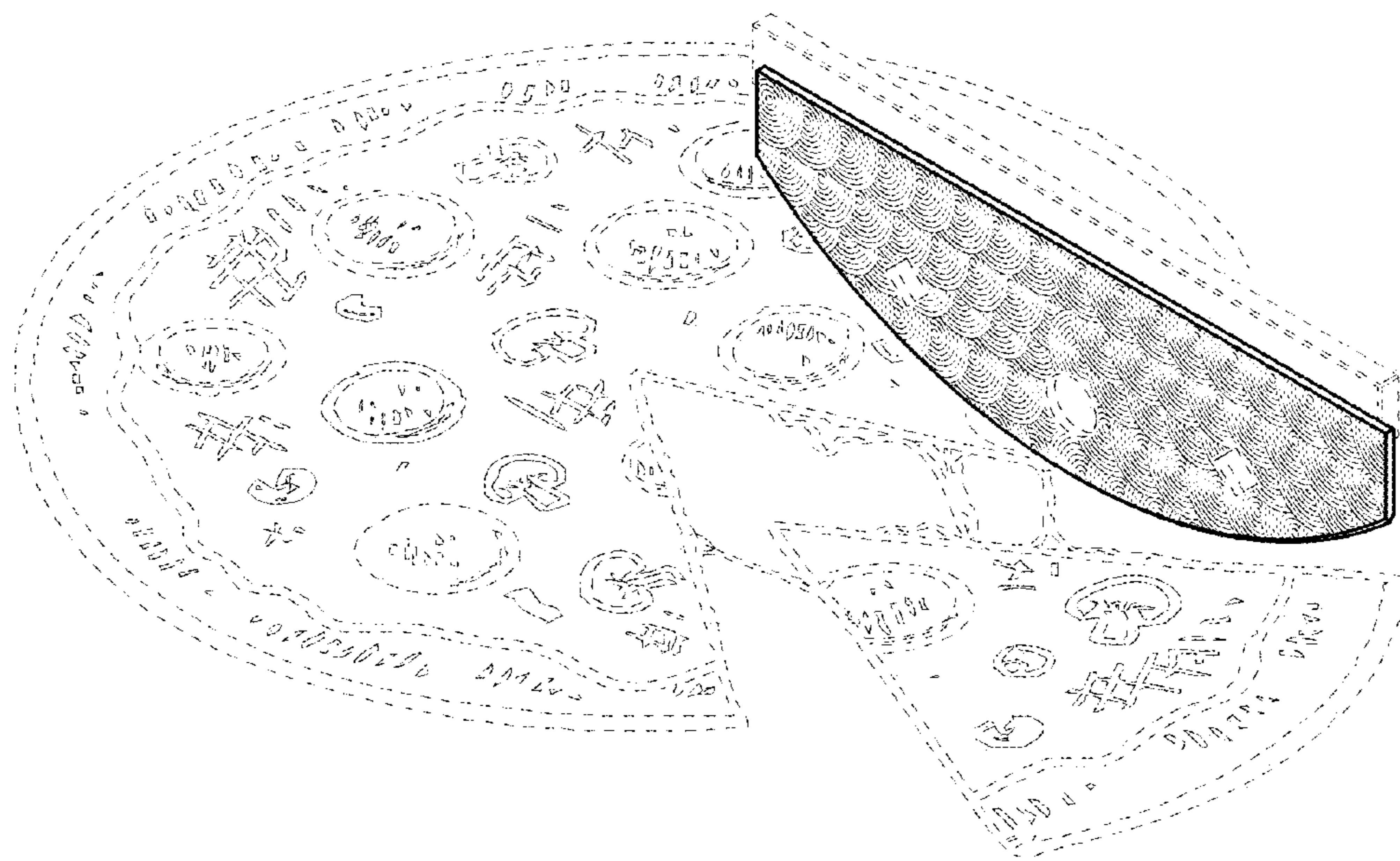


FIG. 1

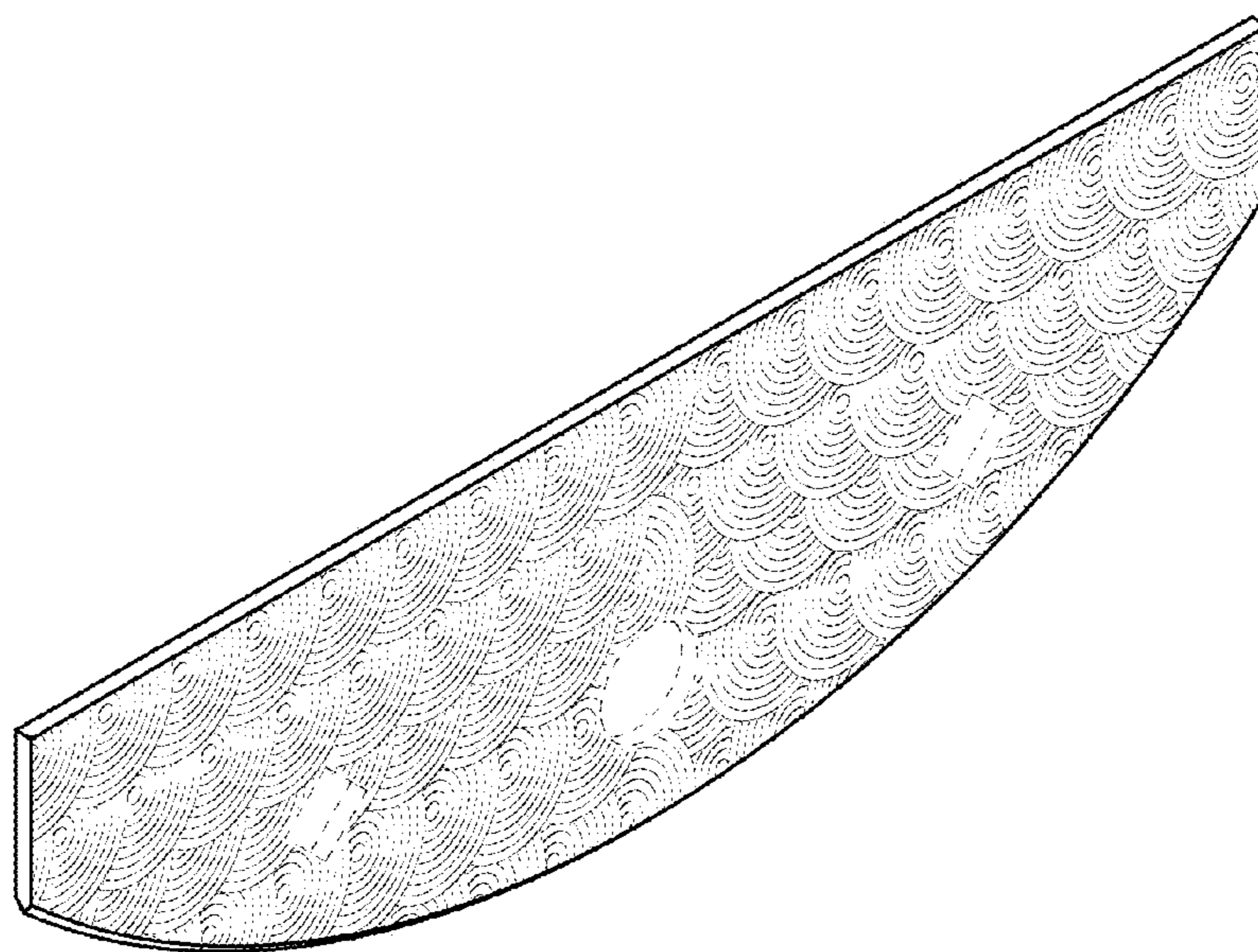


FIG. 2

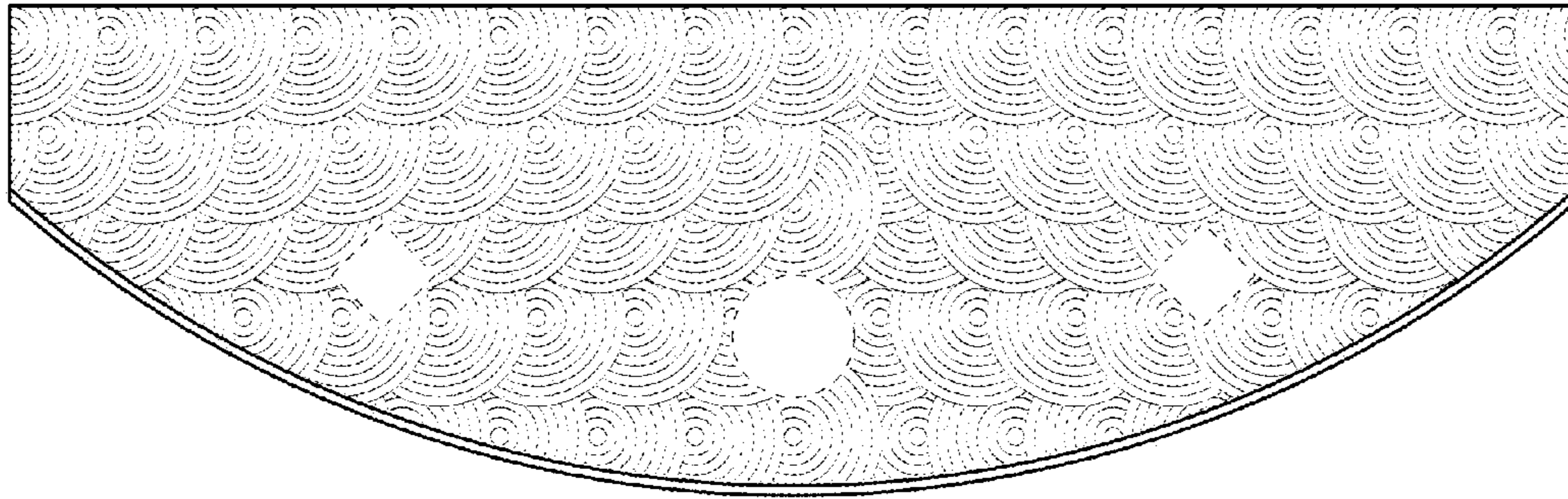


FIG. 3



FIG. 4

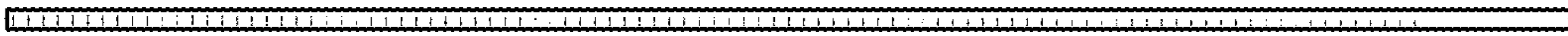


FIG. 5




FIG. 6