



US00D743754S

(12) **United States Design Patent**
Fine

(10) **Patent No.:** **US D743,754 S**

(45) **Date of Patent:** **** Nov. 24, 2015**

(54) **EATING UTENSIL FOR THE DISABLED**

(56) **References Cited**

(71) Applicant: **Jonathan Fine**, Brookline, MA (US)

U.S. PATENT DOCUMENTS

(72) Inventor: **Jonathan Fine**, Brookline, MA (US)

D35,313	S	*	11/1901	Wirt	D24/211
885,444	A	*	4/1908	Cram	416/70 R
2,081,011	A	*	5/1937	Lautmann	30/322
2,775,477	A	*	12/1956	Inouye	294/55.5
D319,375	S	*	8/1991	Pasinski et al.	D7/692
D354,204	S	*	1/1995	McNaughton	D7/692
D387,953	S	*	12/1997	Town et al.	D7/643
D402,167	S	*	12/1998	Durbin	D7/692
D446,091	S	*	8/2001	Short	D7/688
D479,102	S	*	9/2003	Edelman	D7/643
D480,280	S	*	10/2003	Schulein	D7/692
D525,087	S	*	7/2006	Vaishnav	D7/643
D527,230	S	*	8/2006	Edelmann	D7/643

(**) Term: **14 Years**

(21) Appl. No.: **29/510,773**

(22) Filed: **Dec. 3, 2014**

(51) **LOC (10) Cl.** **07-03**

(52) **U.S. Cl.**
USPC **D7/653**

(58) **Field of Classification Search**

USPC D7/368, 401.2, 642-645, 653-664, 669,
D7/675-677, 683, 688-689, 691-692;
D8/107, 300-301; D22/117-118;
D24/211

CPC A01D 9/02; A01D 9/04; A01D 9/06;
A47G 21/00; A47G 21/004; A47G 21/005;
A47G 21/02; A47G 21/023; A47G 21/04;
A47G 21/045; A47G 21/06; A47G 21/08;
A47J 43/28; A47J 43/281; A47J 43/282;
A47J 43/283; A47J 43/1093; A61F 13/10;
A61J 7/0023; B25G 1/00; B25G 1/01; B25G
1/02; B25G 3/00; B25G 75/56; B25G 75/563;
B25G 75/566; B67B 7/00; B67B 7/724;
B67B 7/73

See application file for complete search history.

* cited by examiner

Primary Examiner — Ricky Pham

(74) *Attorney, Agent, or Firm* — William B. Ritchie

(57) **CLAIM**

The ornamental design for an eating utensil for the disabled, as shown.

DESCRIPTION

FIG. 1 is an isometric view of the utensil shown in accordance with the invention.

FIG. 2 is a top/bottom view of the utensil.

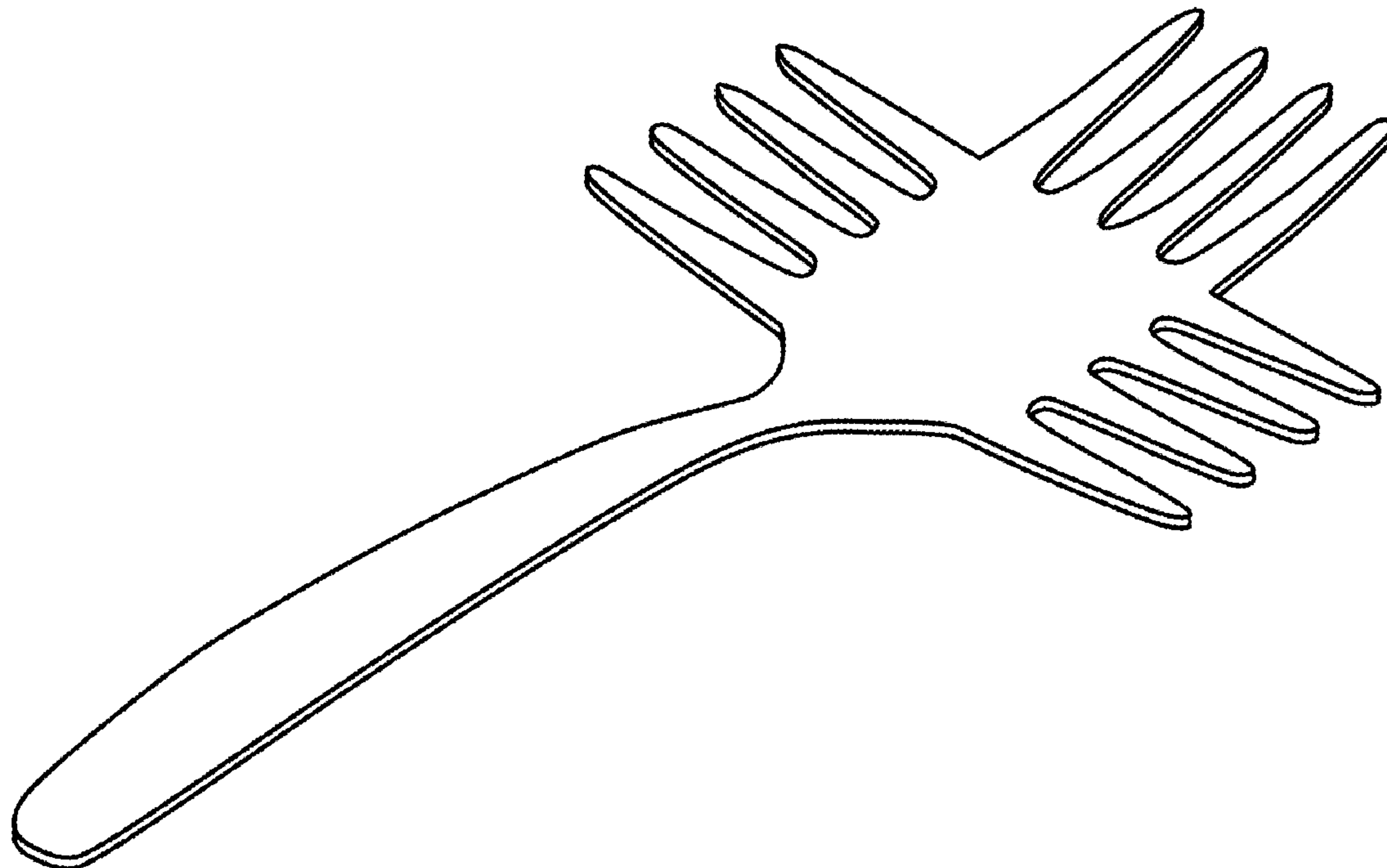
FIG. 3 is a front side view of the utensil.

FIG. 4 is a rear side view of the utensil.

FIG. 5 is a right end view of the utensil; and,

FIG. 6 is a left end view of the utensil.

1 Claim, 2 Drawing Sheets



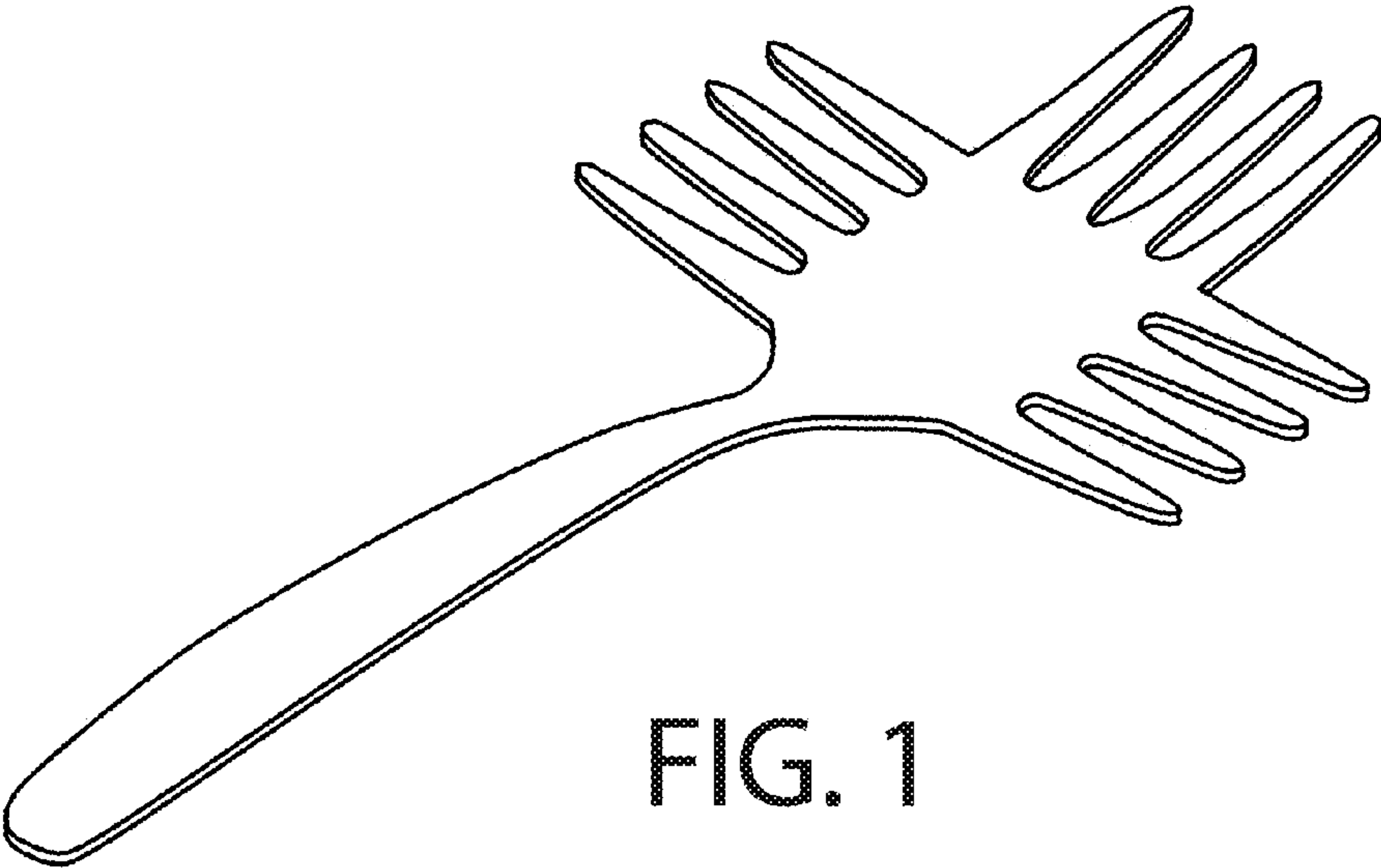


FIG. 1

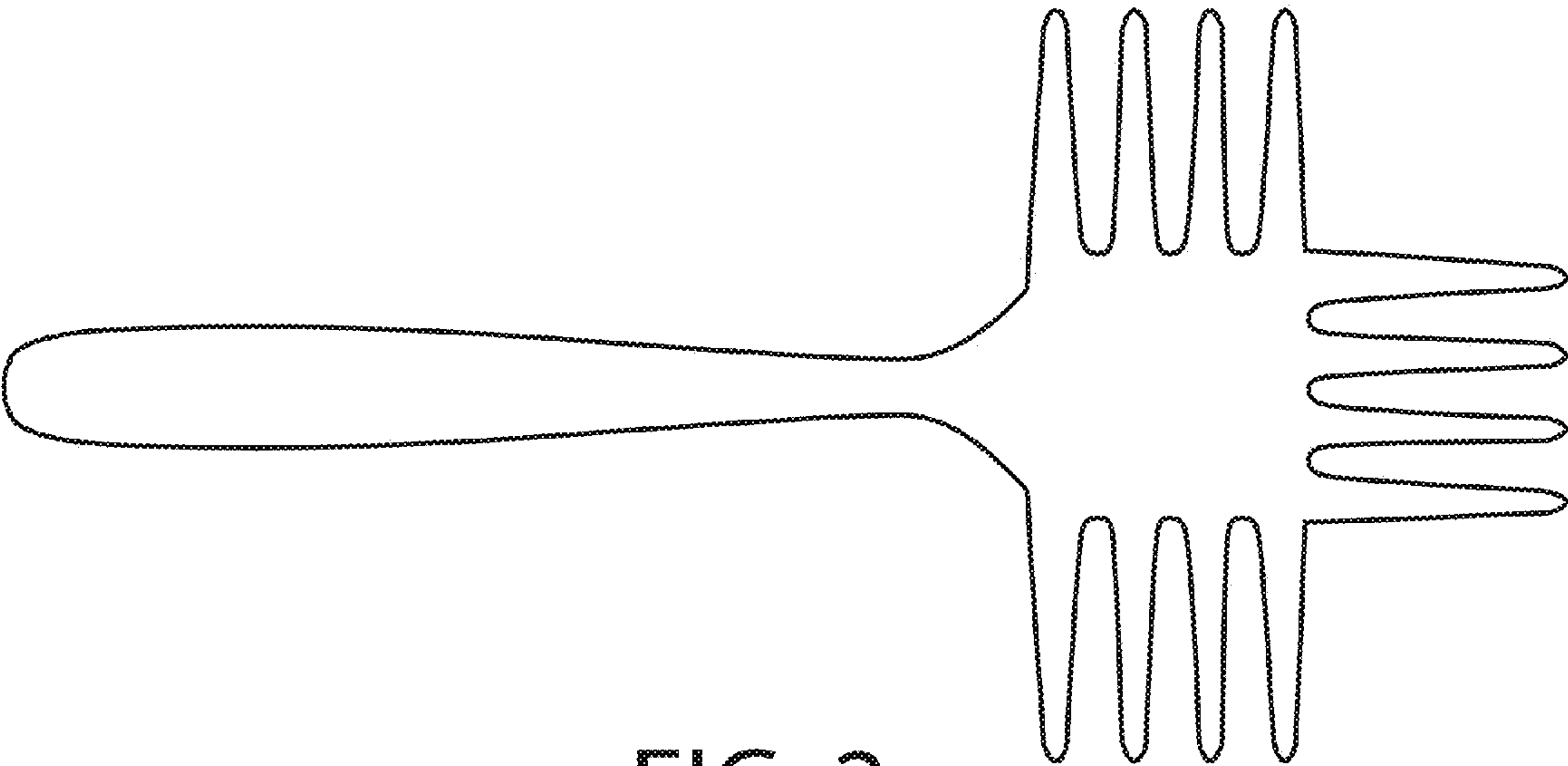


FIG. 2



FIG. 3



FIG. 4



FIG. 5



FIG. 6