

US00D743747S

(12) **United States Design Patent**  
**Mariotti**

(10) **Patent No.:** **US D743,747 S**

(45) **Date of Patent:** **\*\* \*Nov. 24, 2015**

(54) **SAUCER**

(71) Applicant: **Societe des Produits Nestle S.A.**, Vevey (CH)

(72) Inventor: **Beatrice Mariotti**, Suresnes Cedex (CH)

(73) Assignee: **Societe des Produits Nestle S.A.**, Vevey (CH)

(\*) Notice: This patent is subject to a terminal disclaimer.

(\*\*) Term: **14 Years**

(21) Appl. No.: **29/444,424**

(22) Filed: **Jan. 30, 2013**

**Related U.S. Application Data**

(62) Division of application No. 29/373,914, filed on Jun. 7, 2011.

**Foreign Application Priority Data**

Dec. 15, 2010 (CH) ..... 1374/78

(51) **LOC (10) Cl.** ..... **07-01**

(52) **U.S. Cl.**  
USPC ..... **D7/576; D7/586**

(58) **Field of Classification Search**  
USPC ..... D7/510, 500, 536, 522, 505, 560, 564,  
D7/568, 572, 575, 576, 547, 543, 586,  
D7/587; 215/393, 395, 376

See application file for complete search history.

(56) **References Cited**

U.S. PATENT DOCUMENTS

2,151,023	A *	3/1939	Gibson	.....	220/23.83
2,799,147	A *	7/1957	Crawford, Jr.	.....	220/23.83
D221,178	S *	7/1971	Gerow	.....	D7/576
D244,738	S *	6/1977	Juhlin	.....	D7/507
D386,946	S *	12/1997	Novalle	.....	D7/507
D411,940	S *	7/1999	Horvat	.....	D7/507
D448,622	S *	10/2001	Horvat	.....	D7/555
D485,128	S *	1/2004	Ayers et al.	.....	D7/586
D562,636	S *	2/2008	Weber	.....	D7/536
D583,111	S *	12/2008	Molina-Justin	.....	D30/129
D646,122	S *	10/2011	Burns	.....	D7/505
D658,946	S *	5/2012	Burns	.....	D7/536
D684,821	S *	6/2013	Mariotti	.....	D7/586

\* cited by examiner

*Primary Examiner* — Cynthia Underwood

(74) *Attorney, Agent, or Firm* — K&L Gates LLP

(57) **CLAIM**

The ornamental design for a saucer, as shown and described.

**DESCRIPTION**

FIG. 1 is a front perspective view of the saucer;  
FIG. 2 is a top view thereof;  
FIG. 3 is a bottom view thereof;  
FIG. 4 is a right side view thereof;  
FIG. 5 is a left side view thereof;  
FIG. 6 is a front side view thereof; and,  
FIG. 7 is a rear side view thereof.

The broken lines in the drawings illustrate the portions of the design that form no part of the claim.

**1 Claim, 4 Drawing Sheets**




FIG. 1




FIG. 2




FIG. 3




FIG. 4




FIG. 5

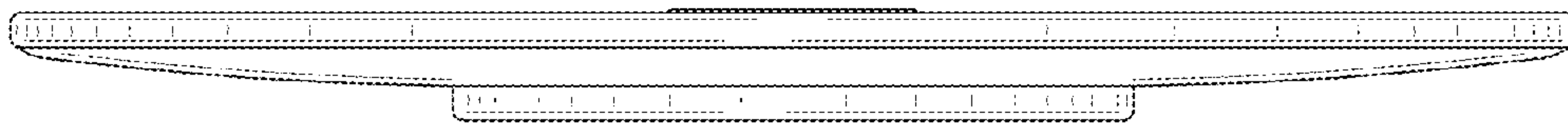


FIG. 6

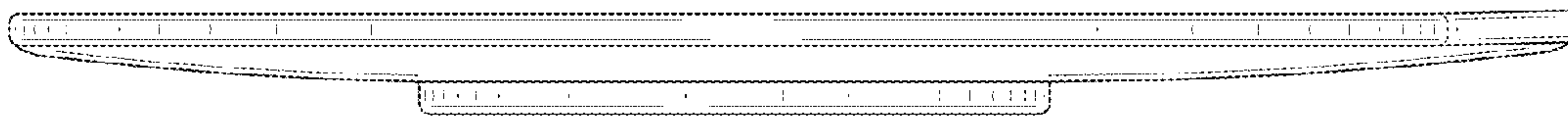


FIG. 7

