



US00D743732S

(12) **United States Design Patent**
Saunders

(10) **Patent No.:** **US D743,732 S**

(45) **Date of Patent:** **** Nov. 24, 2015**

(54) **PIZZA TRAY**

(71) Applicant: **Arlene Saunders**, Englewood Cliffs, NJ
(US)

(72) Inventor: **Arlene Saunders**, Englewood Cliffs, NJ
(US)

(**) Term: **14 Years**

(21) Appl. No.: **29/485,972**

(22) Filed: **Mar. 25, 2014**

(51) **LOC (10) Cl.** **07-02**

(52) **U.S. Cl.**
USPC **D7/359**; D7/354

(58) **Field of Classification Search**
USPC D7/323, 354-361, 396.2, 543, 545, 549,
D7/550.1, 553.1-553.8, 554.1-554.4, 555,
D7/584, 586, 629, 688; D9/430-433,
D9/455-456, 737, 756-762
CPC A01K 5/0114; A21B 3/00; A21B 3/003;
A21B 3/13; A21B 3/15; A21B 3/134; A21B
5/00; A21B 5/02; A47J 27/04; A47J 36/022;
A47J 36/025; A47J 36/027; A47J 37/00;
A47J 37/04; A47J 43/28; A47J 43/284;
B65D 1/22; B65D 1/24; B65D 1/34; B65D
1/36; B65D 77/0433; B65D 81/343; B65D
85/36

See application file for complete search history.

(56) **References Cited**

U.S. PATENT DOCUMENTS

6,196,120 B1 * 3/2001 Reames 99/413
6,601,758 B2 * 8/2003 Lizzio 229/120
D511,096 S * 11/2005 Demaggio D9/456
D526,536 S * 8/2006 Littlejohn et al. D7/553.6
D578,336 S * 10/2008 Kim D7/354
D603,655 S * 11/2009 Lin D7/553.6
D610,391 S * 2/2010 Junkins D7/354

D618,500 S * 6/2010 Hardaway D7/396.2
D620,766 S * 8/2010 Sudia D7/629
D628,848 S * 12/2010 Junkins D7/354
8,342,128 B2 * 1/2013 Rocker 119/61.2
D700,004 S * 2/2014 Weskamp et al. D7/360
D719,787 S * 12/2014 Seegars et al. D7/553.6

OTHER PUBLICATIONS

Gray, Billy; Commercial Observer; "Why Domino's Soars in NYC While Pizza Hut Plummet;" 3 pages (2013); <http://commercialobserver.com/2013/12/why-dominos-soars-in-nyc-while-pizza-hut-plummet/>.

* cited by examiner

Primary Examiner — Ricky Pham

(74) *Attorney, Agent, or Firm* — Greenberg Traurig; Jonathan D. Ball

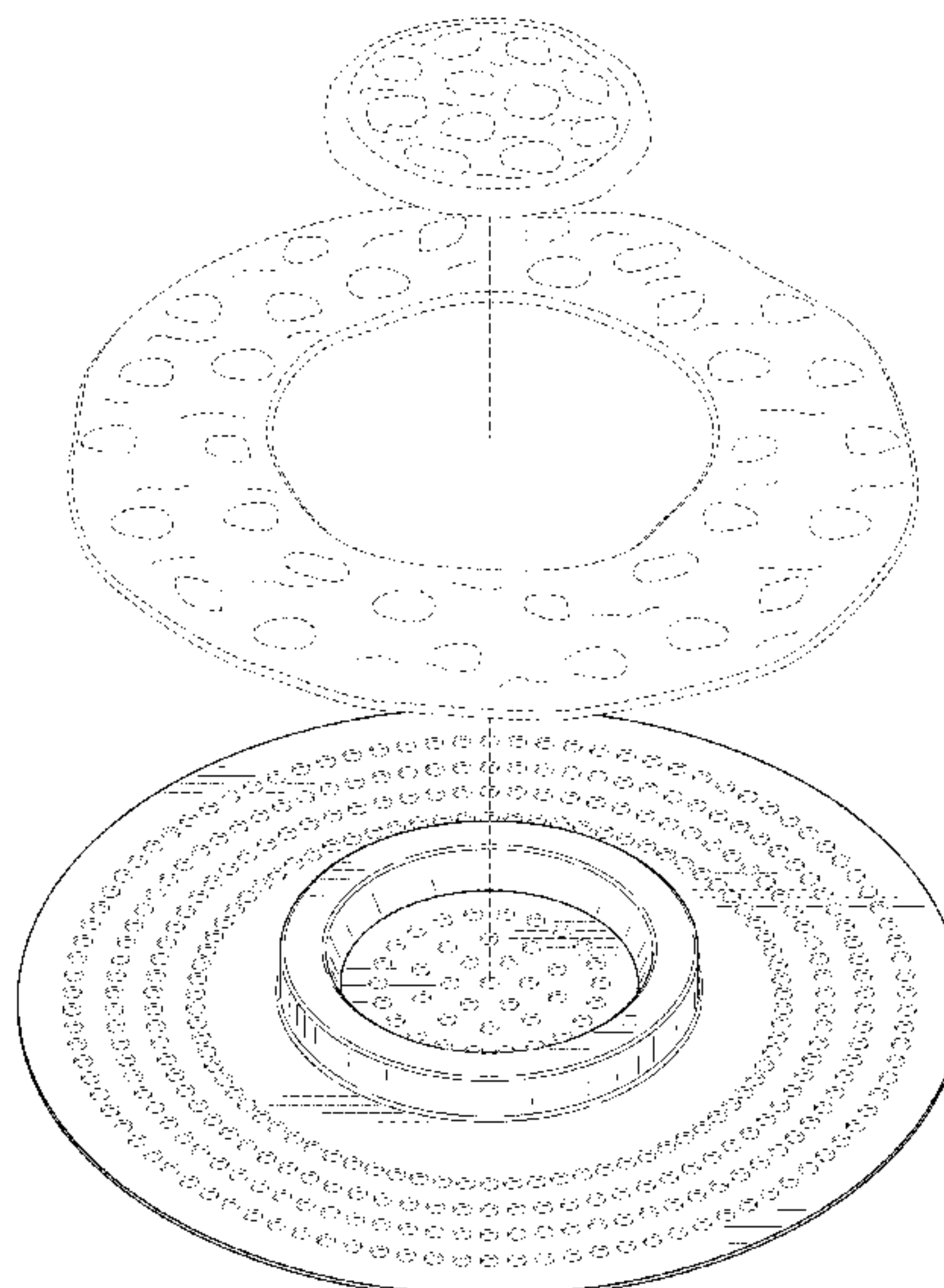
(57) **CLAIM**

The ornamental design for a pizza tray, as shown and described.

DESCRIPTION

FIG. 1 is a perspective view of a pizza tray of the present invention;
FIG. 2 is a top view of a pizza tray of the present invention;
FIG. 3 is a bottom view of a pizza tray of the present invention;
FIG. 4 is a right side view of a pizza tray of the present invention;
FIG. 5 is a left side view of a pizza tray of the present invention;
FIG. 6 is front view of a pizza tray of the present invention; and,
FIG. 7 is a back view of a pizza tray of the present invention. The portions of the figures illustrated in broken lines are provided for illustrative purposes only and form no part of the claimed design.

1 Claim, 4 Drawing Sheets



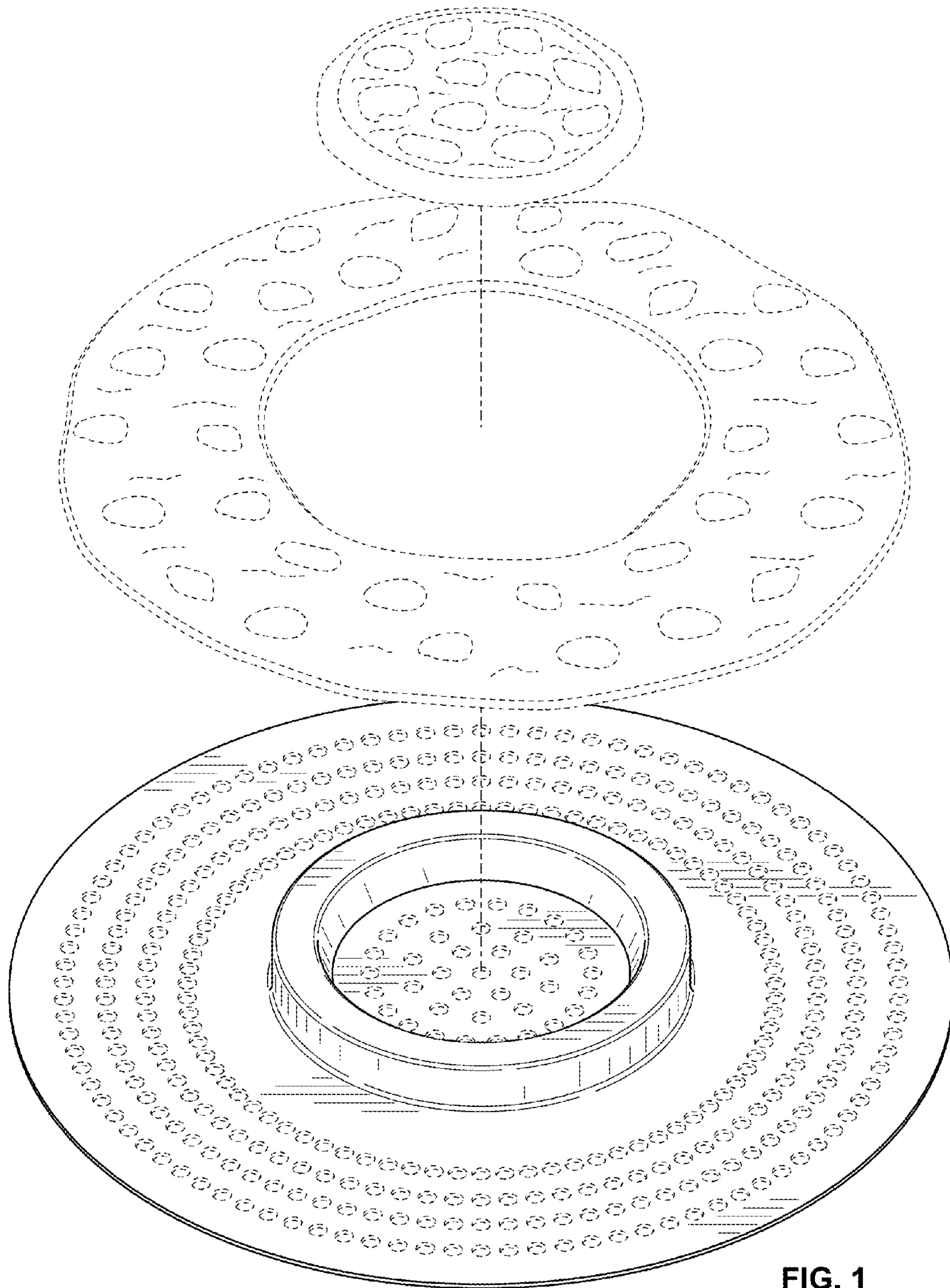


FIG. 1

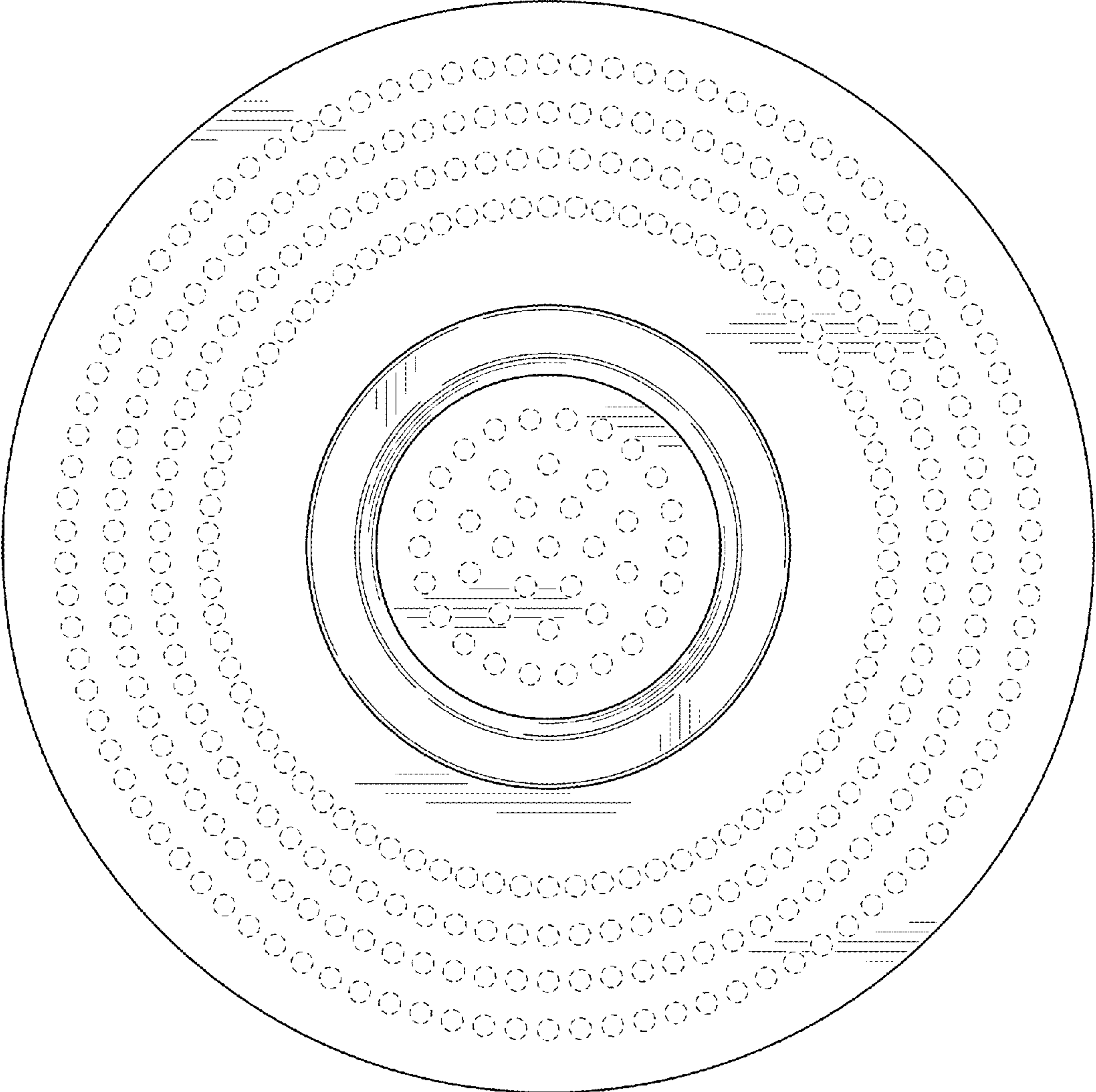


FIG. 2

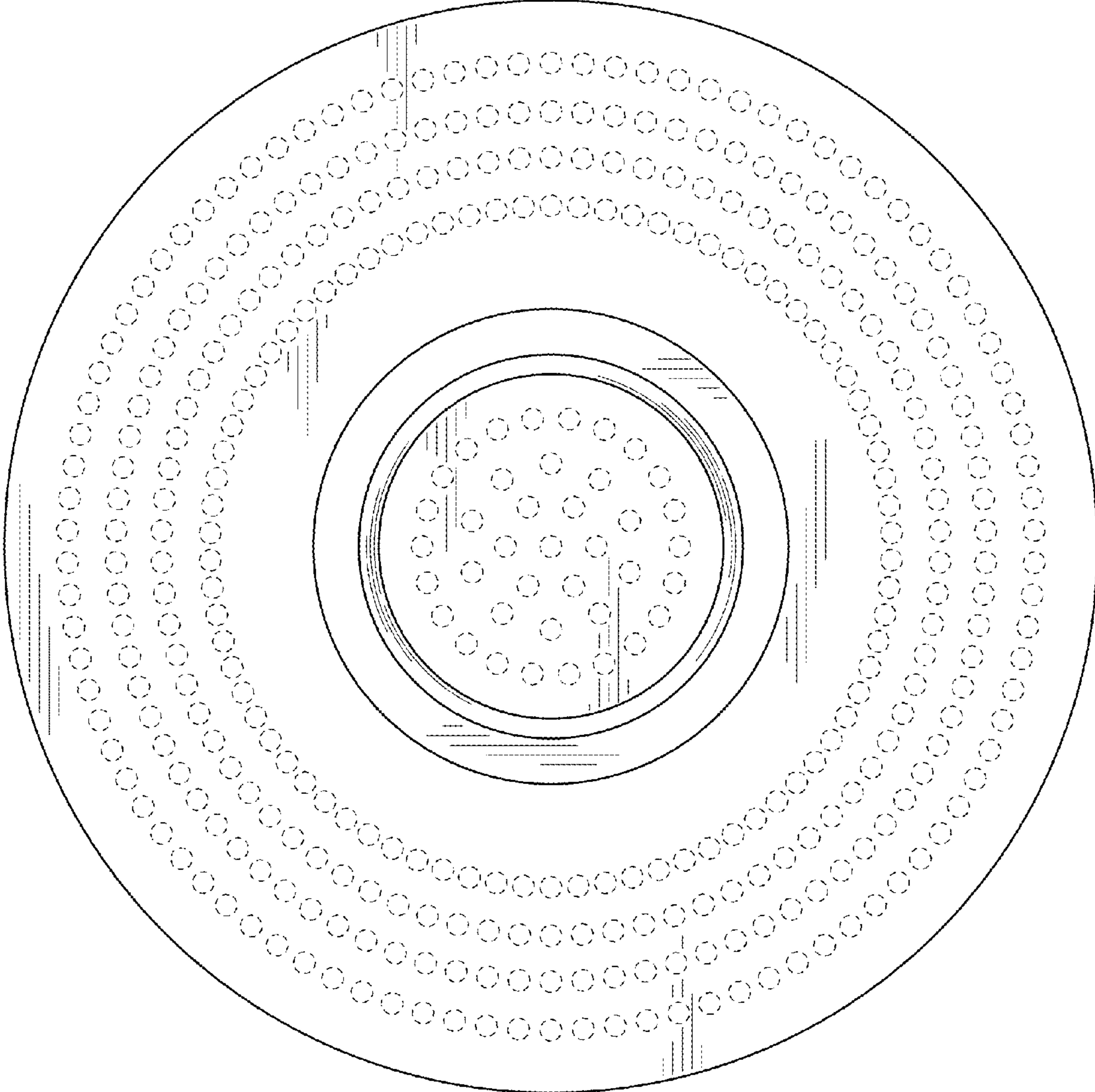


FIG. 3




FIG. 4

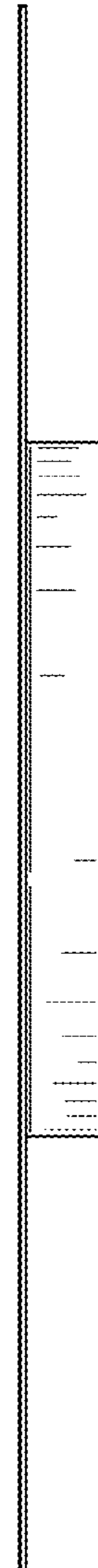


FIG. 5



FIG. 6



FIG. 7