



US00D743730S

(12) **United States Design Patent**
Yang et al.

(10) **Patent No.:** **US D743,730 S**

(45) **Date of Patent:** **** Nov. 24, 2015**

- (54) **BEVERAGE MACHINE**
- (71) Applicants: **Ching-Chen Yang**, Taipei (TW);
Meng-Jung Chuang, Taipei (TW);
Kai-Chi Yao, Taipei (TW)
- (72) Inventors: **Ching-Chen Yang**, Taipei (TW);
Meng-Jung Chuang, Taipei (TW);
Kai-Chi Yao, Taipei (TW)
- (73) Assignee: **PEGATRON CORPORATION**, Taipei (TW)
- (**) Term: **14 Years**

6,112,851 A *	9/2000	Sugimoto	E04B 1/86 181/286
D555,412 S *	11/2007	Van Elk et al.	D7/309
D589,988 S *	4/2009	Martin et al.	D15/89
D602,728 S *	10/2009	Cesa	D7/307
D607,683 S *	1/2010	Choi	D7/309
D608,150 S *	1/2010	Lilly	D7/552.1
D651,686 S *	1/2012	Wilson	D23/207
D696,350 S *	12/2013	d'Amore et al.	D20/1
D706,567 S *	6/2014	Strayle	D7/309
D710,034 S *	7/2014	Amend	D25/138
D728,026 S *	4/2015	Broen et al.	D20/1
D728,027 S *	4/2015	Plakas et al.	D20/1
2008/0196422 A1 *	8/2008	Lee et al.	62/129
2009/0241782 A1 *	10/2009	Van Dillen et al.	99/279

* cited by examiner

- (21) Appl. No.: **29/491,803**
- (22) Filed: **May 23, 2014**
- (51) **LOC (10) Cl.** **07-01**
- (52) **U.S. Cl.**
USPC **D7/306; D7/300**
- (58) **Field of Classification Search**
USPC D7/306-311, 305, 300, 313, 552.2,
D7/554.3, 545; 99/279, 284, 290, 280,
99/299, 307, 305, 295, 308, 309, 323.1;
222/23, 129.1; 62/395; D20/1;
D23/207, 209; D25/138, 58, 47.1
CPC A47J 31/44; A47J 31/00; B67D 1/0041;
B67D 3/00
See application file for complete search history.

Primary Examiner — Marianne Pandozzi
(74) *Attorney, Agent, or Firm* — J.C. Patents

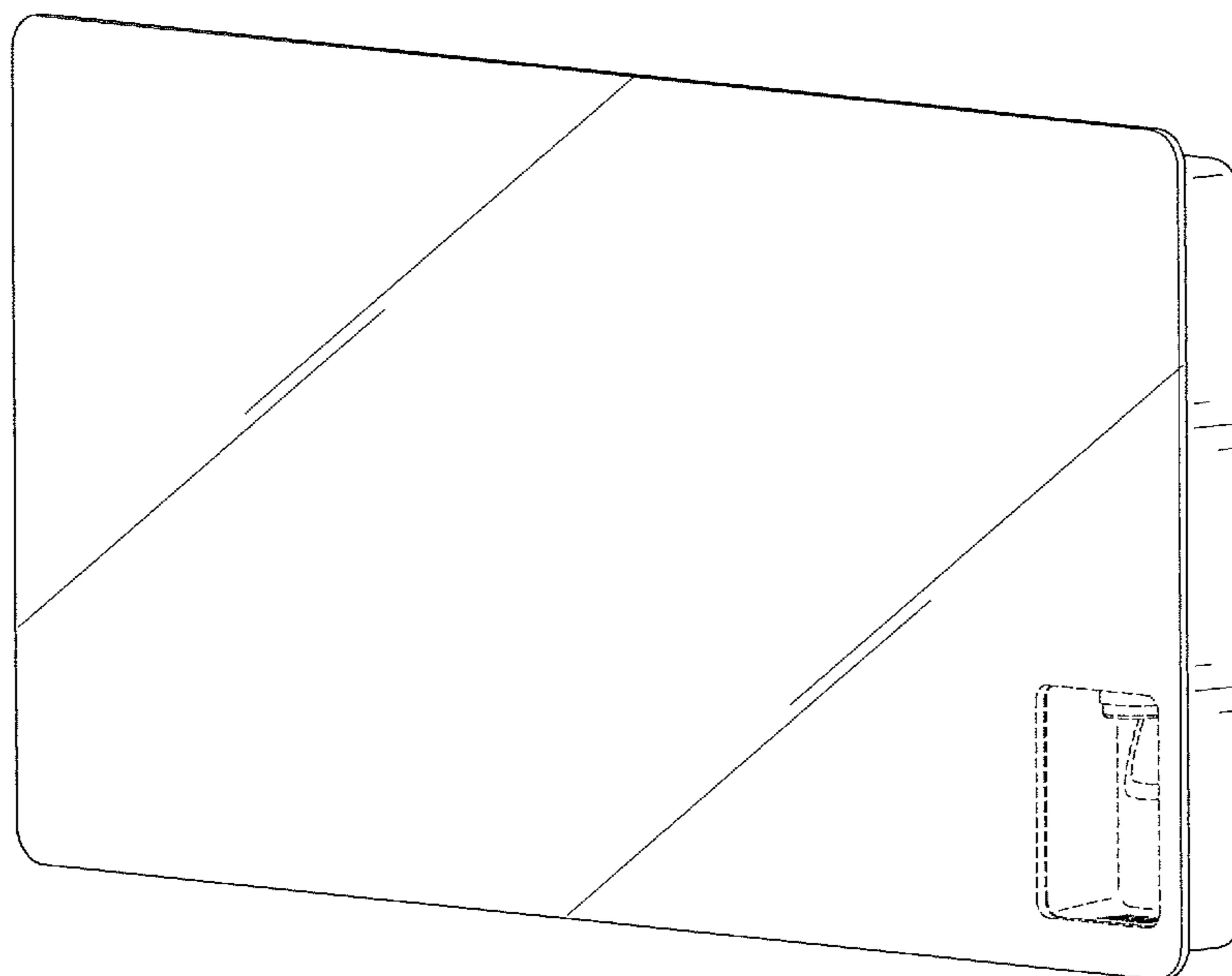
(57) **CLAIM**
The ornamental design for a beverage machine, as shown and described.

DESCRIPTION

FIG. 1 is a perspective view of a beverage machine showing our new design;
FIG. 2 is a front view thereof;
FIG. 3 is a rear view thereof;
FIG. 4 is a left view thereof;
FIG. 5 is a right view thereof;
FIG. 6 is a top view thereof;
FIG. 7 is a bottom view thereof; and,
FIG. 8 is an environmental thereof.
The broken lines in the drawings are included for the purpose of illustration and form no part of the claimed design.

- (56) **References Cited**
U.S. PATENT DOCUMENTS
3,341,065 A * 9/1967 Schuldt et al. 222/1
D211,773 S * 7/1968 Schroeder D15/85
D383,355 S * 9/1997 Uter D7/359

1 Claim, 6 Drawing Sheets



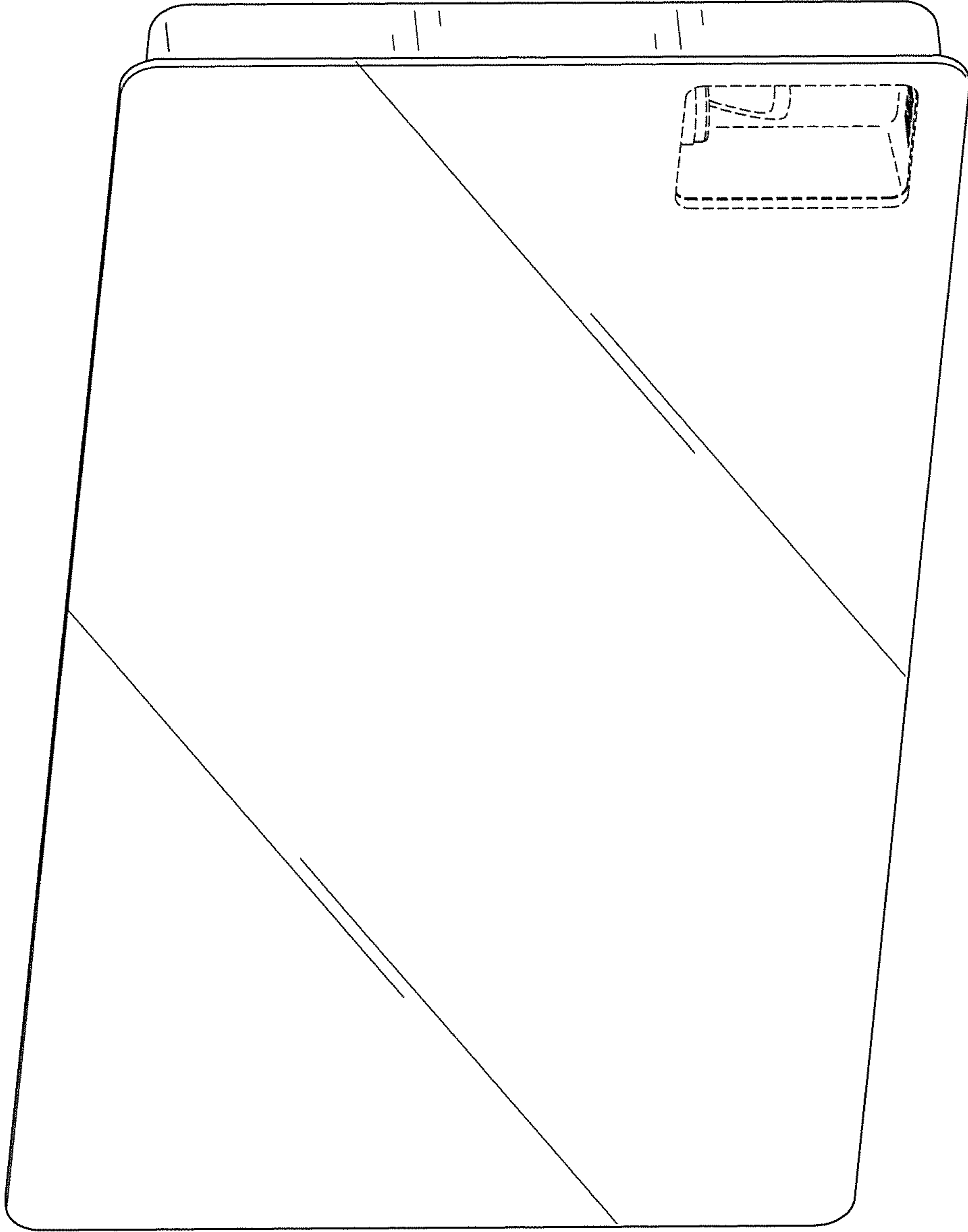


FIG. 1




FIG. 2




FIG. 3




FIG. 5




FIG. 4

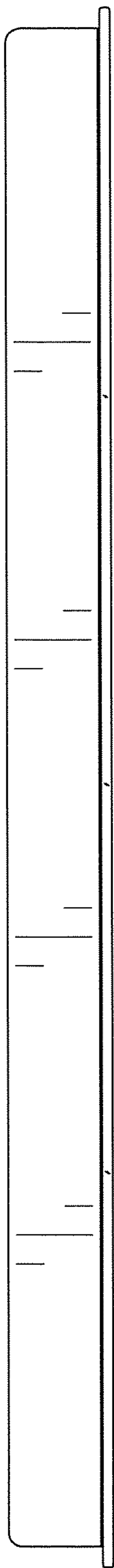


FIG. 6




FIG. 7

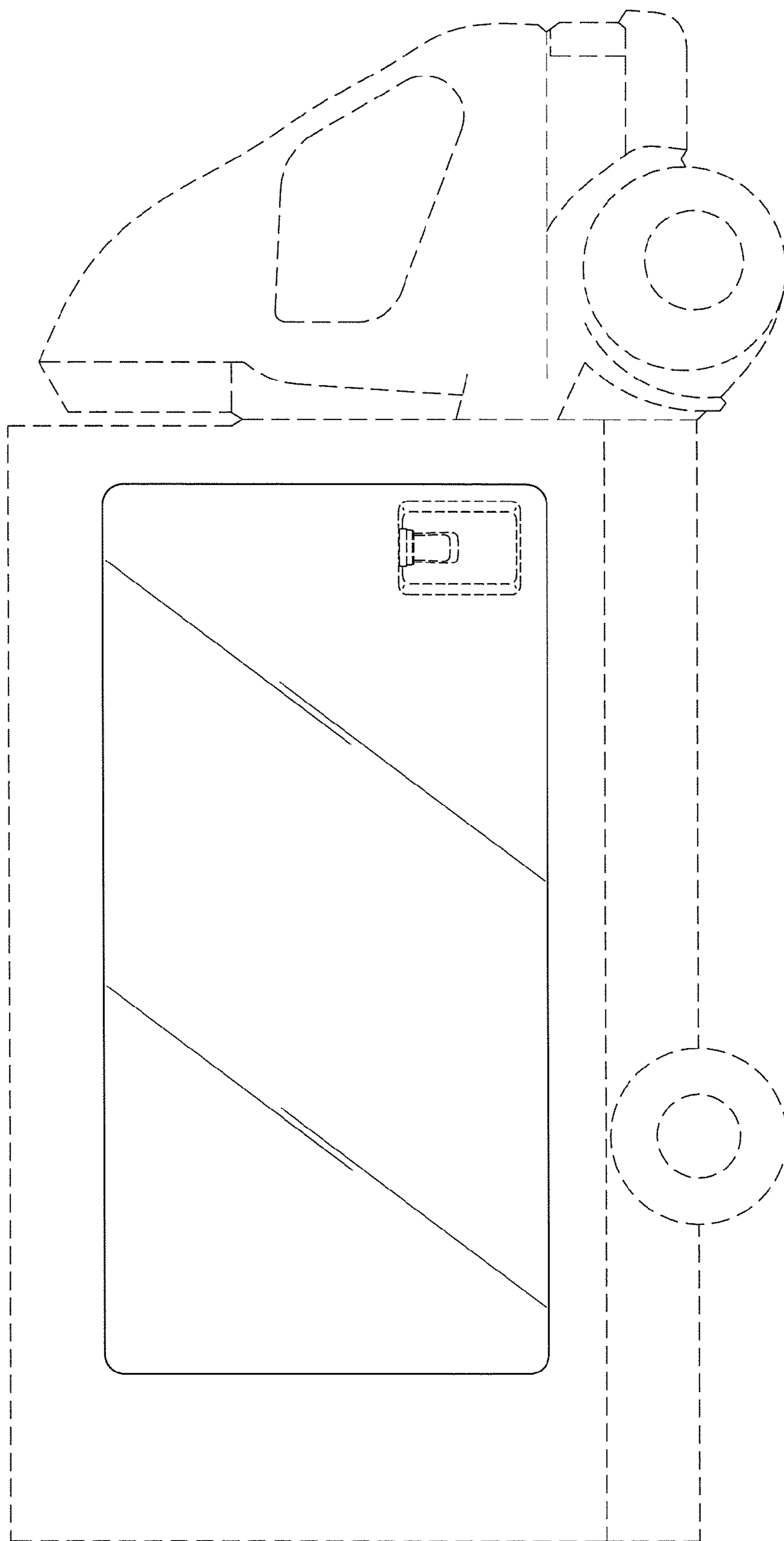


FIG. 8