



US00D743728S

(12) **United States Design Patent**
Tomasson et al.

(10) **Patent No.:** **US D743,728 S**

(45) **Date of Patent:** **** Nov. 24, 2015**

(54) **BEVERAGE DISPENSER**

(71) Applicant: **The Coca-Cola Company**, Atlanta, GA (US)

(72) Inventors: **Kris Tomasson**, Atlanta, GA (US);
Charles Bradley Green, Atlanta, GA (US); **Jae Ho Cha**, Atlanta, GA (US);
Simon Alan Daniel, London (GB);
Christopher Michael Weston, London (GB)

(73) Assignee: **THE COCA-COLA COMPANY**, Atlanta, GA (US)

(**) Term: **14 Years**

(21) Appl. No.: **29/489,823**

(22) Filed: **May 2, 2014**

(51) **LOC (10) Cl.** **07-01**

(52) **U.S. Cl.**
USPC **D7/306; D7/311**

(58) **Field of Classification Search**
USPC D7/306-311, 305, 300; 99/279, 284,
99/290, 280, 299, 307, 323.1; 222/23,
222/129.1; 62/395; D15/89
CPC A47J 31/44; B65D 35/28
See application file for complete search history.

(56) **References Cited**

U.S. PATENT DOCUMENTS

D296,408 S *	6/1988	Gaunt et al.	D7/308
D553,897 S *	10/2007	De' Longhi	D7/309
D555,968 S *	11/2007	Pfeifer et al.	D7/306
D597,605 S *	8/2009	Davis	D20/1
D608,131 S *	1/2010	Meldrum et al.	D7/307

D622,998 S *	9/2010	Ashbridge	D7/306
D622,999 S *	9/2010	MuraYOU et al.	D7/309
D642,851 S *	8/2011	Yui	D7/307
D643,240 S *	8/2011	Yui	D7/307
D643,668 S *	8/2011	Yui	D7/307
D658,423 S *	5/2012	Curtis et al.	D7/309
D696,056 S *	12/2013	Hong	D7/309
D696,350 S *	12/2013	d'Amore et al.	D20/1
D698,392 S *	1/2014	d'Amore et al.	D20/1
D710,642 S *	8/2014	Broen et al.	D7/306
D710,643 S *	8/2014	Broen et al.	D7/306
D713,666 S *	9/2014	Van Baelen	D7/306
D714,847 S *	10/2014	Broen et al.	D15/89
D716,093 S *	10/2014	Jakeman et al.	D7/306
D717,091 S *	11/2014	Suzuki et al.	D7/309
D728,985 S *	5/2015	Brunner et al.	D7/308

* cited by examiner

Primary Examiner — Marianne Pandozzi

(74) *Attorney, Agent, or Firm* — McAndrews Held & Malloy, Ltd.

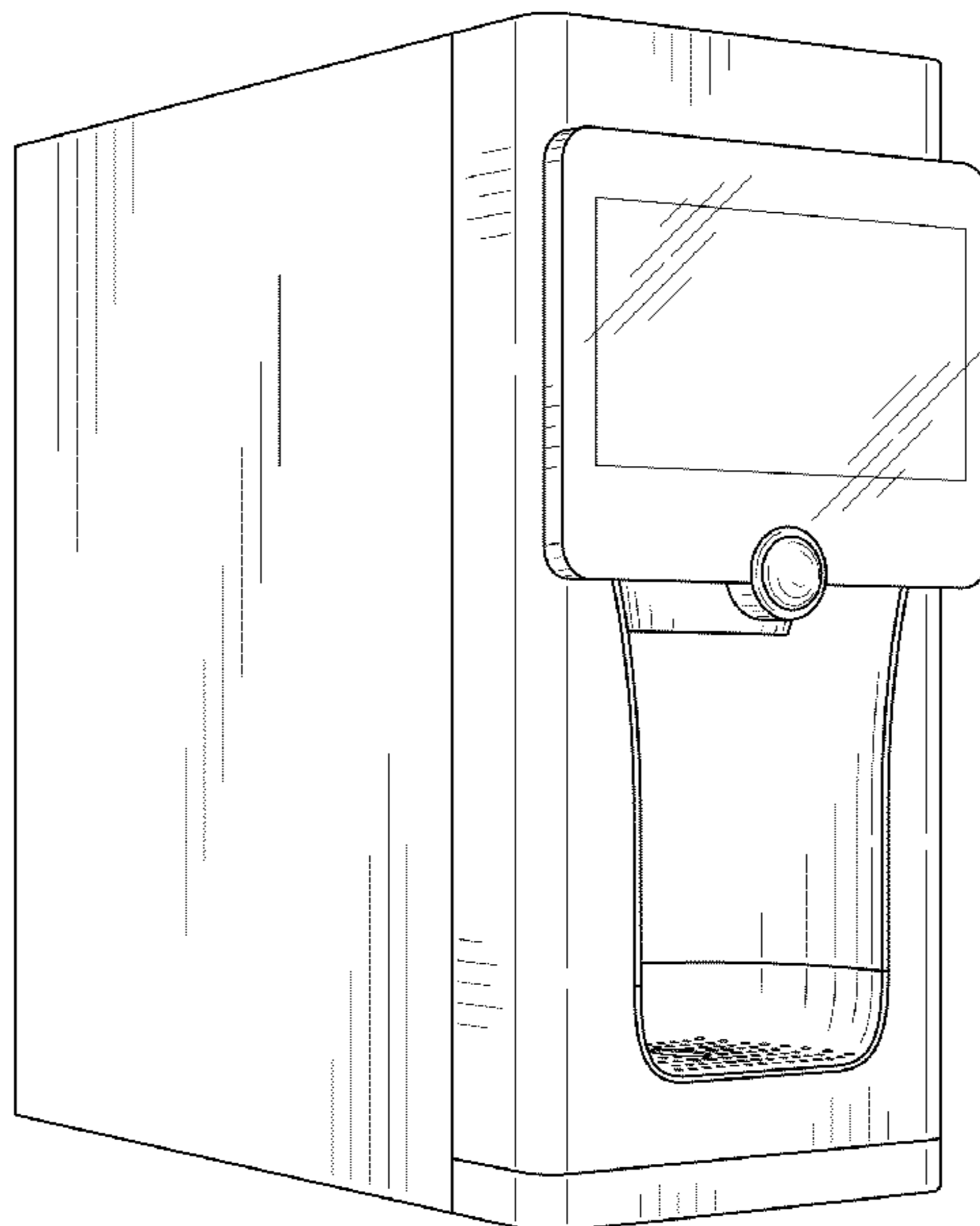
(57) **CLAIM**

The ornamental design for a beverage dispenser, as shown and described.

DESCRIPTION

FIG. 1 is a left perspective view of a beverage dispenser showing our new design;
FIG. 2 is a right perspective view thereof;
FIG. 3 is a front elevation view thereof;
FIG. 4 is a rear elevation view thereof;
FIG. 5 is a left-side elevation view thereof;
FIG. 6 is a right-side elevation view thereof;
FIG. 7 is a top plan view thereof; and,
FIG. 8 is a bottom plan view thereof.
The broken lines are for environmental purposes only and form no part of the claimed design.

1 Claim, 8 Drawing Sheets



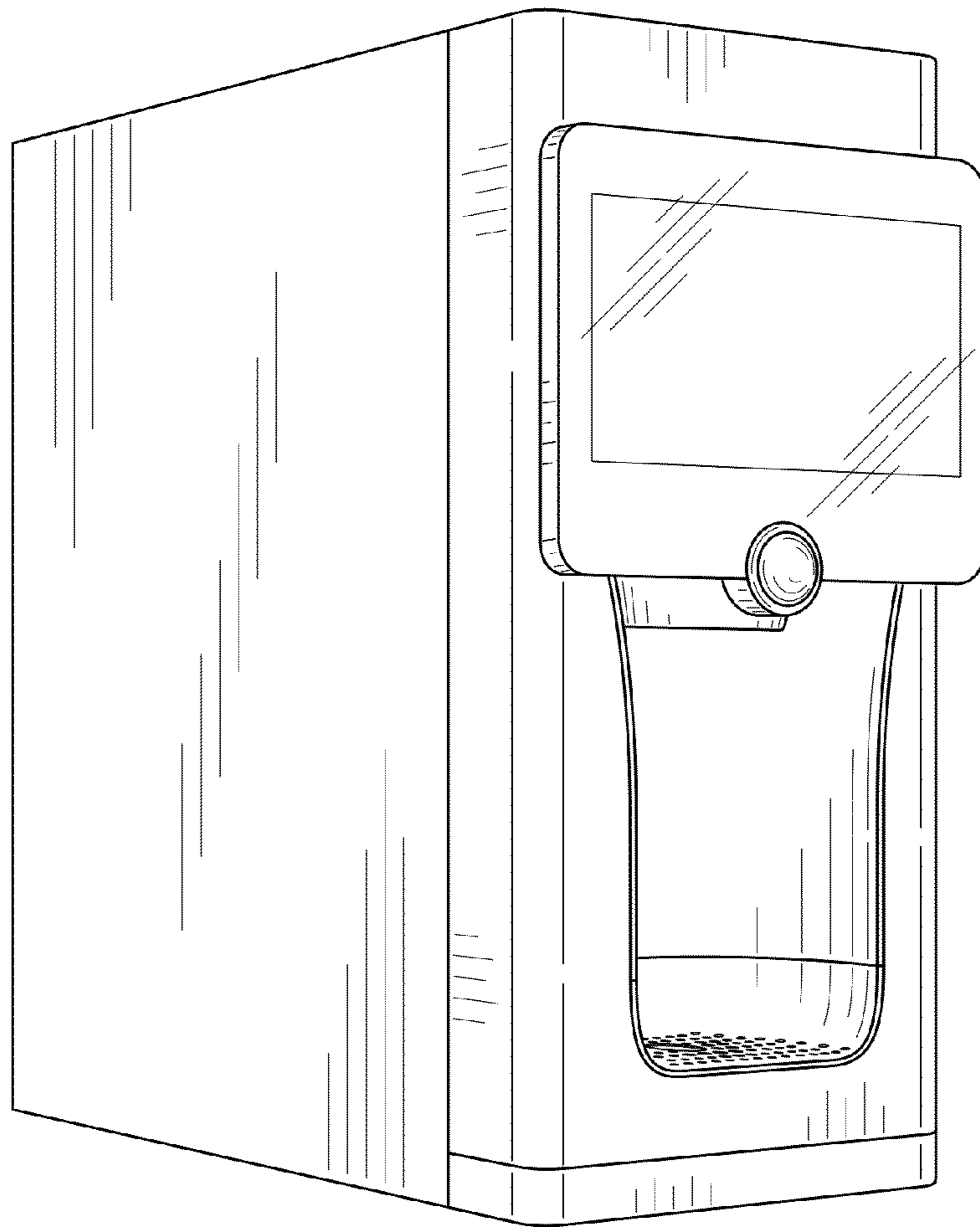


FIG. 1

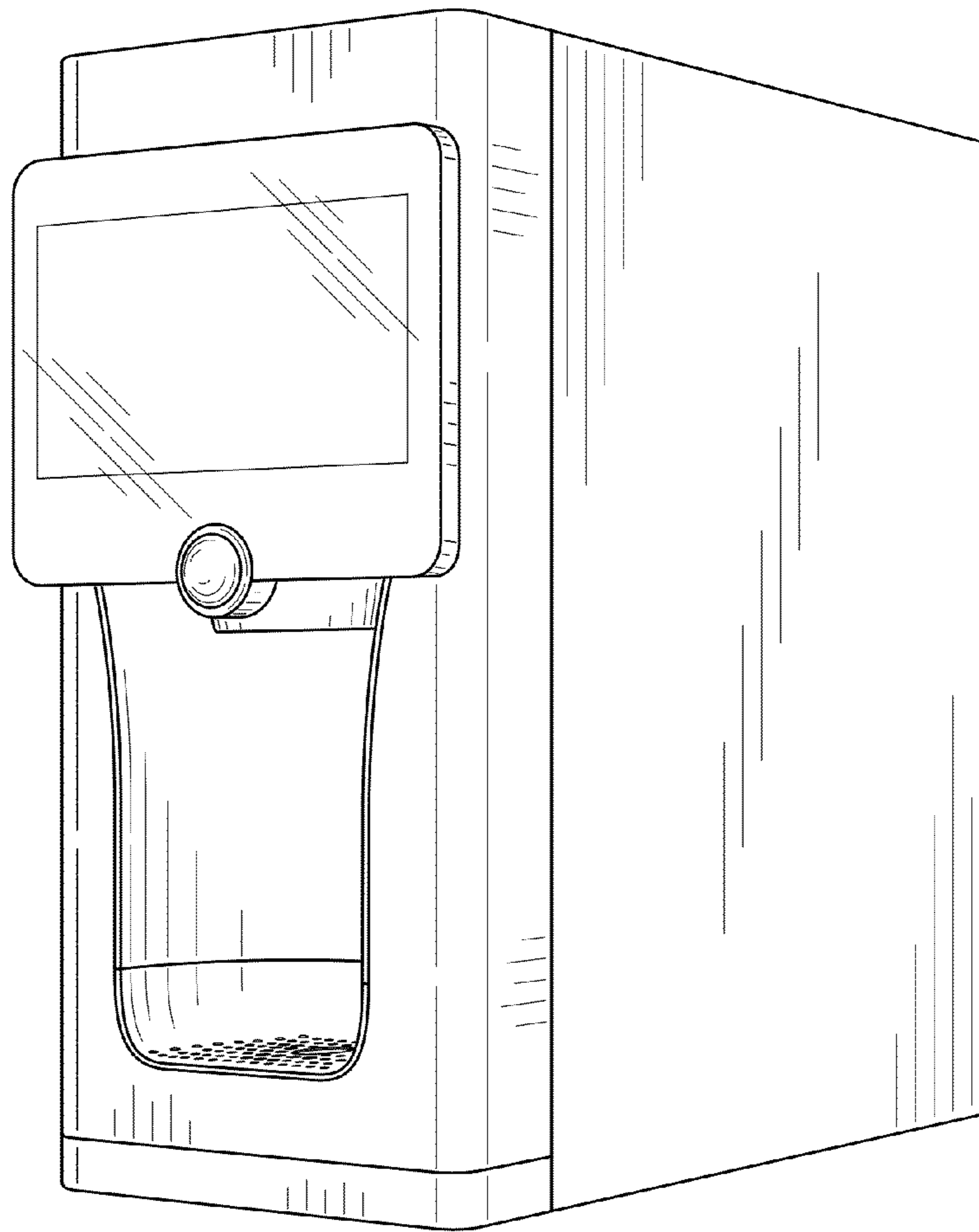


FIG. 2

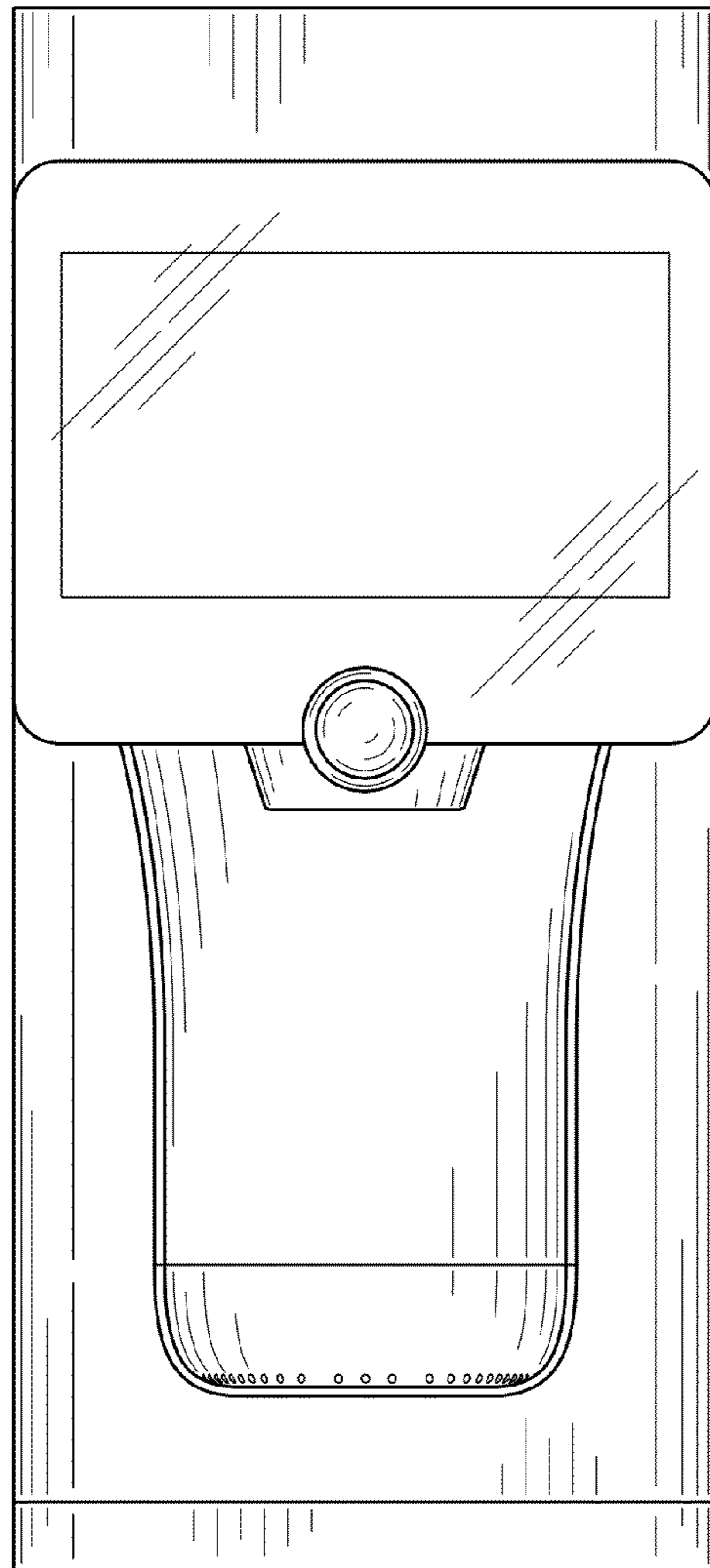


FIG. 3



FIG. 4

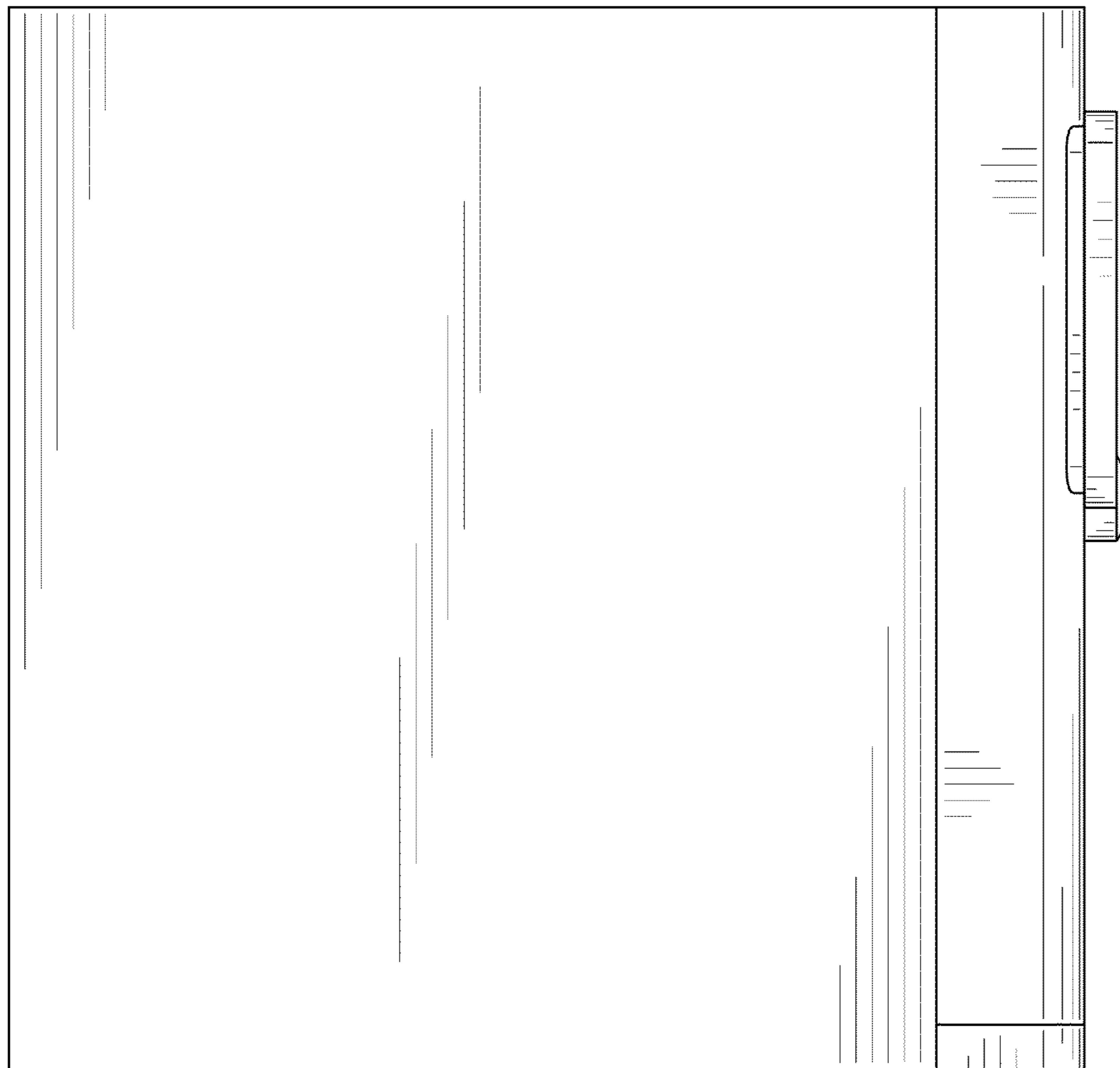


FIG. 5

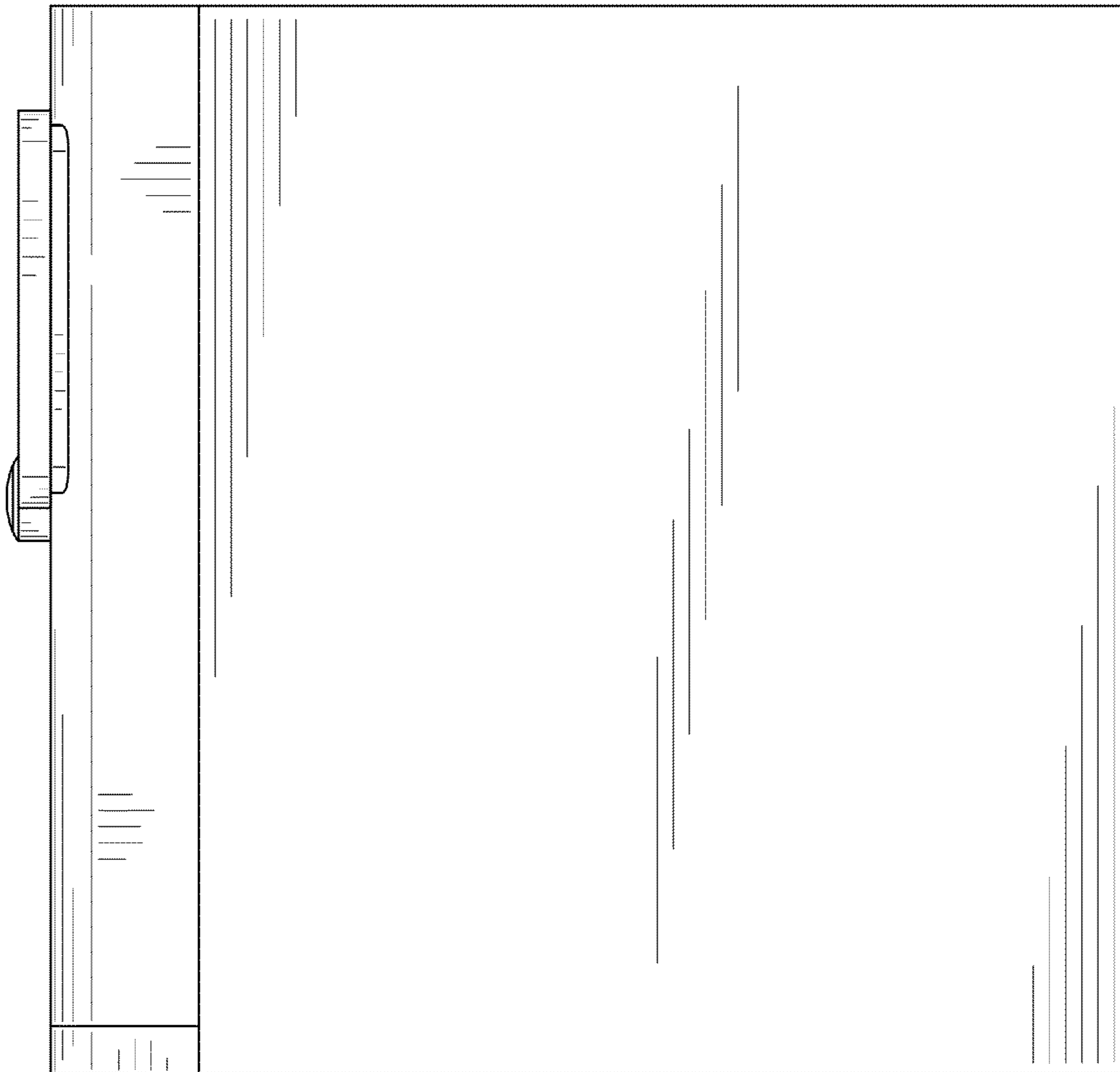


FIG. 6




FIG. 7




FIG. 8