



US00D743719S

(12) **United States Design Patent**
Barho

(10) **Patent No.:** **US D743,719 S**

(45) **Date of Patent:** **** Nov. 24, 2015**

(54) **DISPLAY CABINET**

(56)

References Cited

(71) Applicant: **J.S. Staedler GmbH & Co. KG**,
Nürnberg (DE)

(72) Inventor: **Matthias Barho**, Heilbronn (DE)

(73) Assignee: **J.S. STAEDTLER GMBH & CO. KG**,
Nürnberg (DE)

(**) Term: **14 Years**

(21) Appl. No.: **29/477,364**

(22) Filed: **Dec. 20, 2013**

(30) **Foreign Application Priority Data**

Jul. 1, 2013 (EM) 002265801-0001
Jul. 1, 2013 (EM) 002265801-0002
Jul. 1, 2013 (EM) 002265801-0003

(51) **LOC (10) Cl.** **06-04**

(52) **U.S. Cl.**
USPC **D6/661**

(58) **Field of Classification Search**
USPC D6/653.1, 657, 660-661, 662-662.1,
D6/663, 664, 671, 671.1, 672, 699.1,
D6/718.14; D15/86; D18/39;
D23/271-272
CPC A47B 17/03; A47B 17/04; A47F 3/00;
A47F 3/005; A47F 3/06

See application file for complete search history.

U.S. PATENT DOCUMENTS

D163,754 S *	6/1951	Haupt	D23/272
D246,147 S *	10/1977	Muller	D6/662.1
D282,986 S *	3/1986	Keller	D6/664
D288,267 S *	2/1987	Meyer	D6/699.1
D358,413 S *	5/1995	Momose et al.	D18/39
D384,846 S *	10/1997	Zaidman et al.	D6/718.14
D487,853 S *	3/2004	Woods	D6/662
D507,285 S *	7/2005	Cho et al.	D15/86
D541,080 S *	4/2007	Thompson	D6/661
D576,421 S *	9/2008	Grabowski et al.	D6/653.1
D591,979 S *	5/2009	Singler et al.	D6/672
D628,278 S *	11/2010	Archiutti et al.	D23/271
D696,538 S *	12/2013	Fiori	D6/661

* cited by examiner

Primary Examiner — Ricky Pham

(74) *Attorney, Agent, or Firm* — Lucas & Mercanti, LLP;
Klaus P. Stoffel

(57)


CLAIM

The ornamental design for a display cabinet, as shown and described.

DESCRIPTION

FIG. 1 is a perspective view of a display cabinet of the present invention;
FIG. 2 is a front view thereof;
FIG. 3 is a top view thereof;
FIG. 4 is left side view thereof; and,
FIG. 5 is right side view thereof.
Features indicated in broken lines do not form part of the claimed design.

1 Claim, 3 Drawing Sheets






FIG. 1




FIG. 2

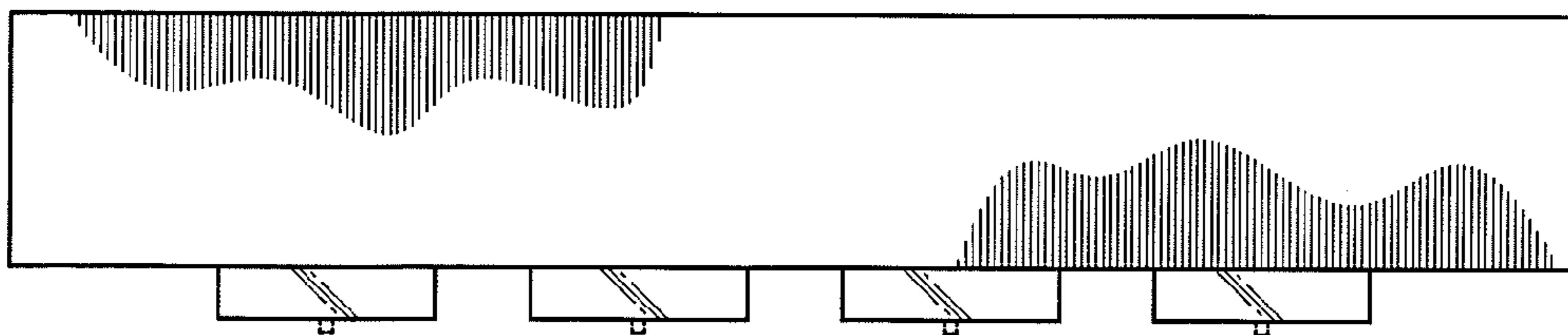


FIG. 3

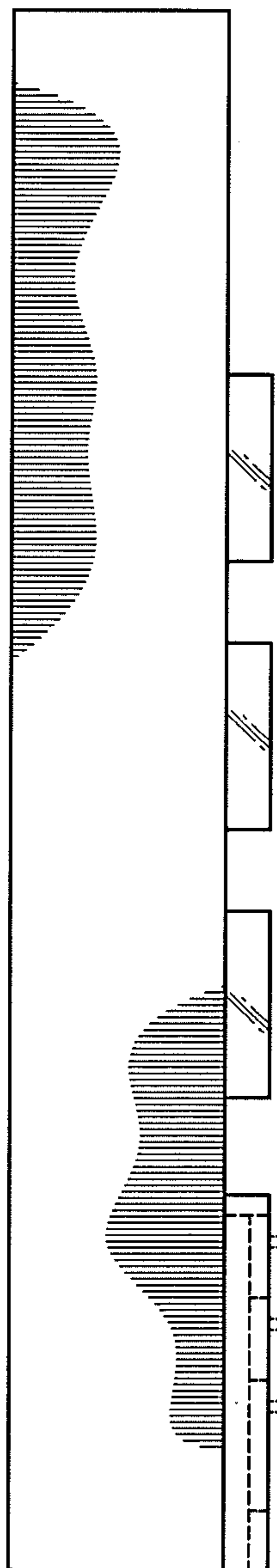


FIG. 4

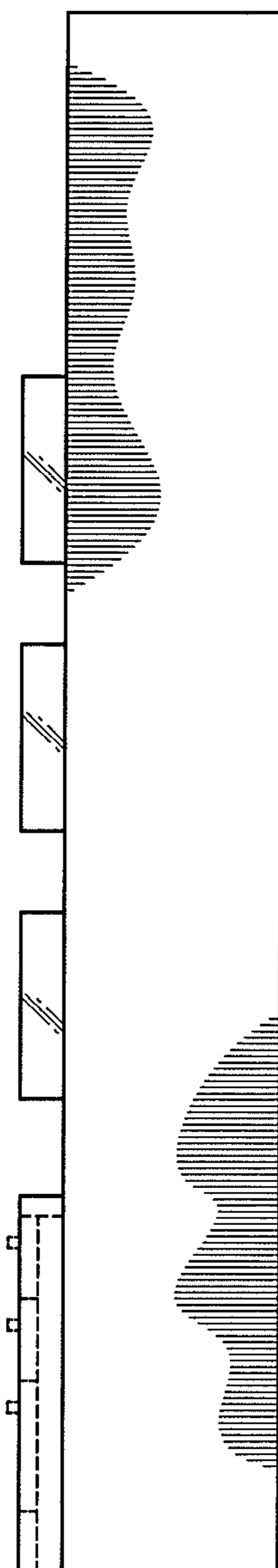


FIG. 5