



US00D743715S

(12) **United States Design Patent**  
**Vangrov et al.**

(10) **Patent No.:** **US D743,715 S**

(45) **Date of Patent:** **\*\* Nov. 24, 2015**

(54) **PORTFOLIO**

(71) Applicant: **JVC America, Inc.**, Tuscaloosa, AL  
(US)

(72) Inventors: **Ronald Steven Vangrov**, Marietta, GA  
(US); **Jason Wayne Tomsovic**, Dallas,  
GA (US); **Gregory Evan Hammer**,  
Acworth, GA (US)

(73) Assignee: **JVC America, Inc.**, Tuscaloosa, AL  
(US)

(\*\*) Term: **14 Years**

(21) Appl. No.: **29/464,948**

(22) Filed: **Aug. 22, 2013**

(51) **LOC (10) Cl.** ..... **06-06**

(52) **U.S. Cl.**  
USPC ..... **D6/629**

(58) **Field of Classification Search**  
USPC ..... D6/626, 627, 628, 629, 630, 631;  
D19/26

CPC . G11B 33/0466; G11B 33/04; G11B 33/0405  
See application file for complete search history.

(56) **References Cited**

**U.S. PATENT DOCUMENTS**

|           |     |         |               |       |          |
|-----------|-----|---------|---------------|-------|----------|
| 987,019   | A * | 3/1911  | Shapro        | ..... | 281/33   |
| 2,732,874 | A * | 1/1956  | Carstensen    | ..... | 150/147  |
| D264,602  | S * | 5/1982  | Plutsky       | ..... | D19/26   |
| D288,263  | S * | 2/1987  | Pagano        | ..... | D3/249   |
| D322,987  | S * | 1/1992  | Testro et al. | ..... | D19/26   |
| D328,096  | S * | 7/1992  | Gordon        | ..... | D19/26   |
| D344,096  | S * | 2/1994  | Tan           | ..... | D19/26   |
| D363,737  | S * | 10/1995 | Snow          | ..... | D19/27   |
| D367,796  | S * | 3/1996  | Ozeki         | ..... | D6/629   |
| D382,797  | S * | 8/1997  | House         | ..... | D9/433   |
| 5,676,482 | A * | 10/1997 | Hawkins       | ..... | 402/79   |
| D386,677  | S * | 11/1997 | Abiteboul     | ..... | D3/271.5 |

|          |     |         |                   |       |        |
|----------|-----|---------|-------------------|-------|--------|
| D418,160 | S * | 12/1999 | Gunasekera        | ..... | D19/27 |
| D421,049 | S * | 2/2000  | Candelaria et al. | ..... | D19/26 |
| D428,755 | S * | 8/2000  | Bergh             | ..... | D6/631 |
| D455,930 | S * | 4/2002  | Eskandry          | ..... | D6/631 |
| D456,200 | S * | 4/2002  | Eskandry          | ..... | D6/631 |
| D456,447 | S * | 4/2002  | Ader et al.       | ..... | D19/27 |
| D502,041 | S * | 2/2005  | Wynalda et al.    | ..... | D6/632 |
| D514,861 | S * | 2/2006  | Mundy et al.      | ..... | D6/632 |
| D573,636 | S * | 7/2008  | Sakaguchi         | ..... | D19/26 |
| D582,978 | S * | 12/2008 | Fu                | ..... | D19/26 |
| D622,503 | S * | 8/2010  | Palmer            | ..... | D3/274 |
| D660,356 | S * | 5/2012  | Moross et al.     | ..... | D19/26 |
| D720,006 | S * | 12/2014 | Grosz et al.      | ..... | D19/26 |
| D723,799 | S * | 3/2015  | Glass et al.      | ..... | D3/247 |

\* cited by examiner

*Primary Examiner* — Kelley Donnelly

(74) *Attorney, Agent, or Firm* — Finnegan, Henderson,  
Farabow, Garrett & Dunner, LLP

(57) **CLAIM**

The ornamental design for a portfolio, as shown and described.

**DESCRIPTION**

FIG. 1 is a front right perspective view of a portfolio showing our new design;

FIG. 2 is a front elevation view thereof;

FIG. 3 is a rear elevation view thereof;

FIG. 4 is a left side view thereof;

FIG. 5 is a right side view thereof;

FIG. 6 is a top plan view thereof;

FIG. 7 is a bottom view thereof;


FIG. 8 is a front right perspective view in an alternate configuration, where the portfolio is partially open;

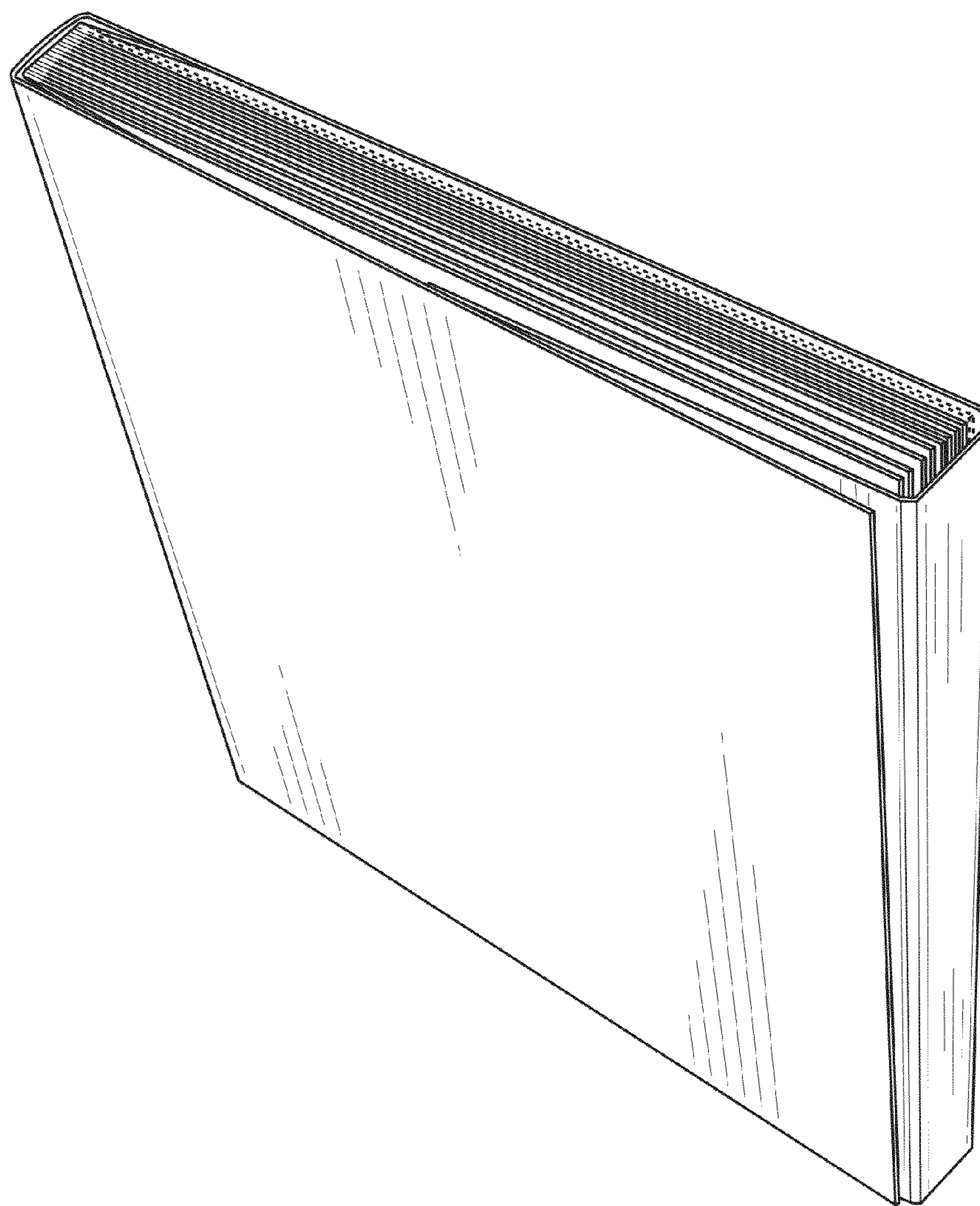
FIG. 9 is a front view in a second alternate configuration, where the portfolio is open; and,

FIG. 10 is a top plan view of FIG. 8.

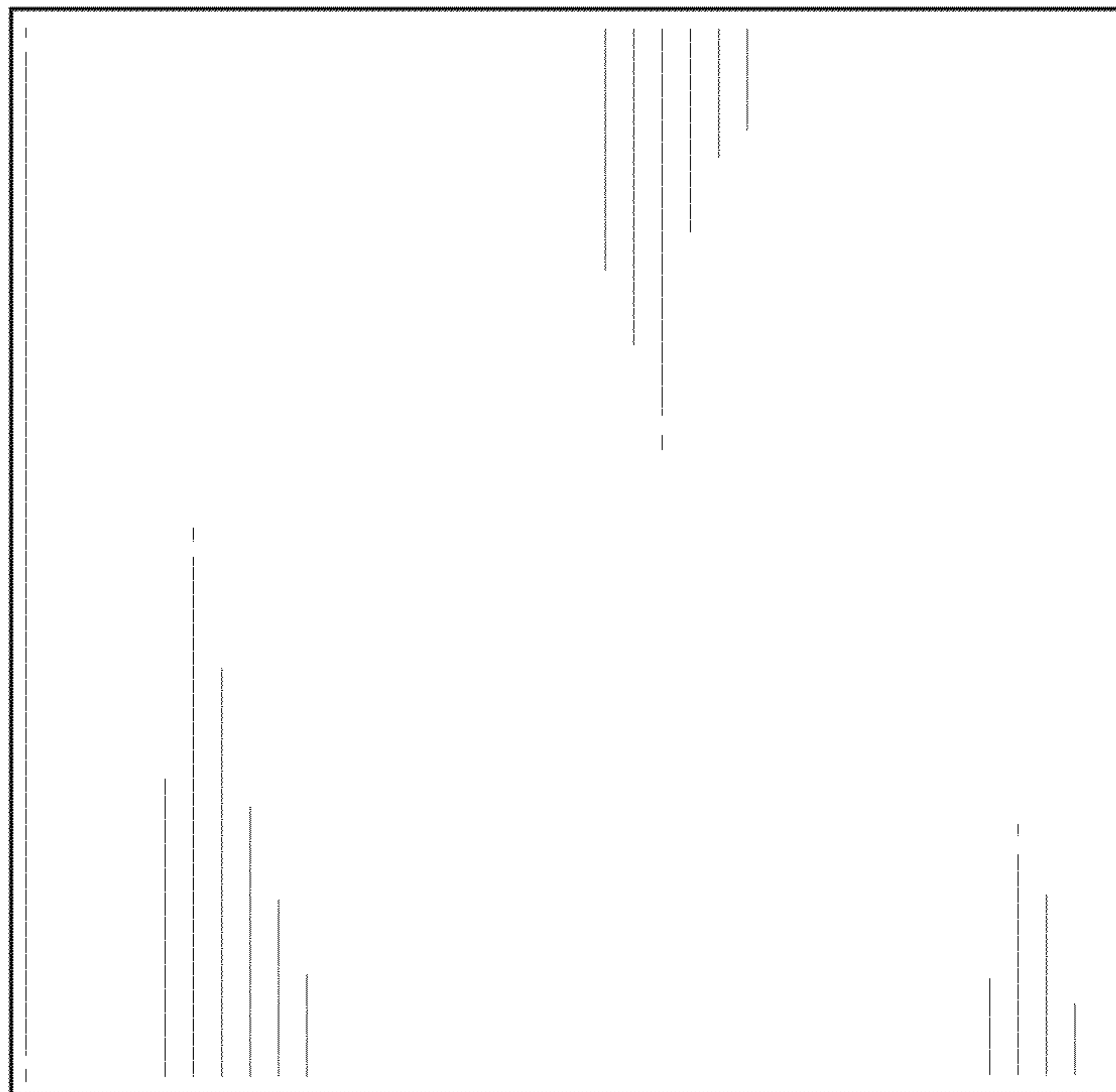
The broken lines show environmental structure and form no part of the claimed design.

**1 Claim, 8 Drawing Sheets**







**FIG. 1**



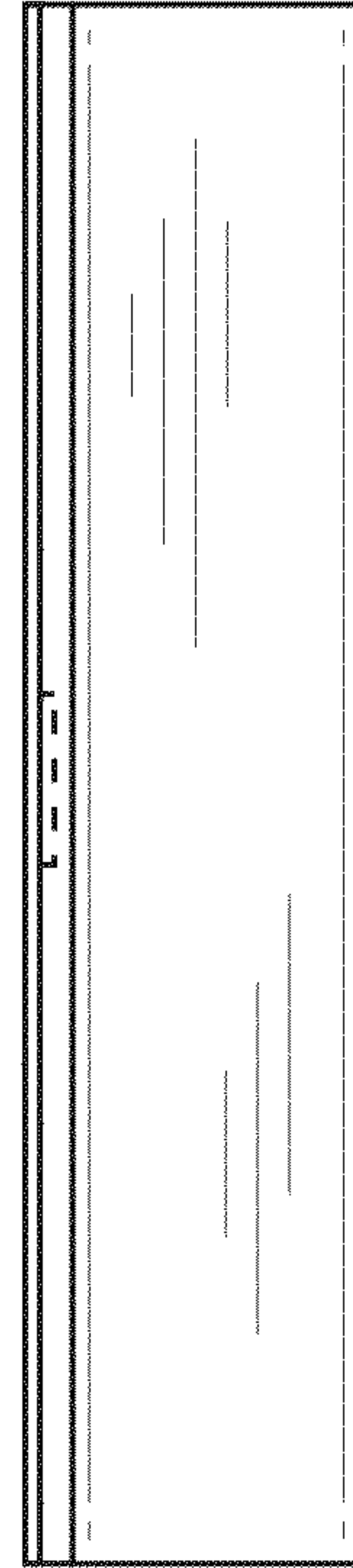
***FIG. 2***



***FIG. 3***




***FIG. 4***




***FIG. 5***

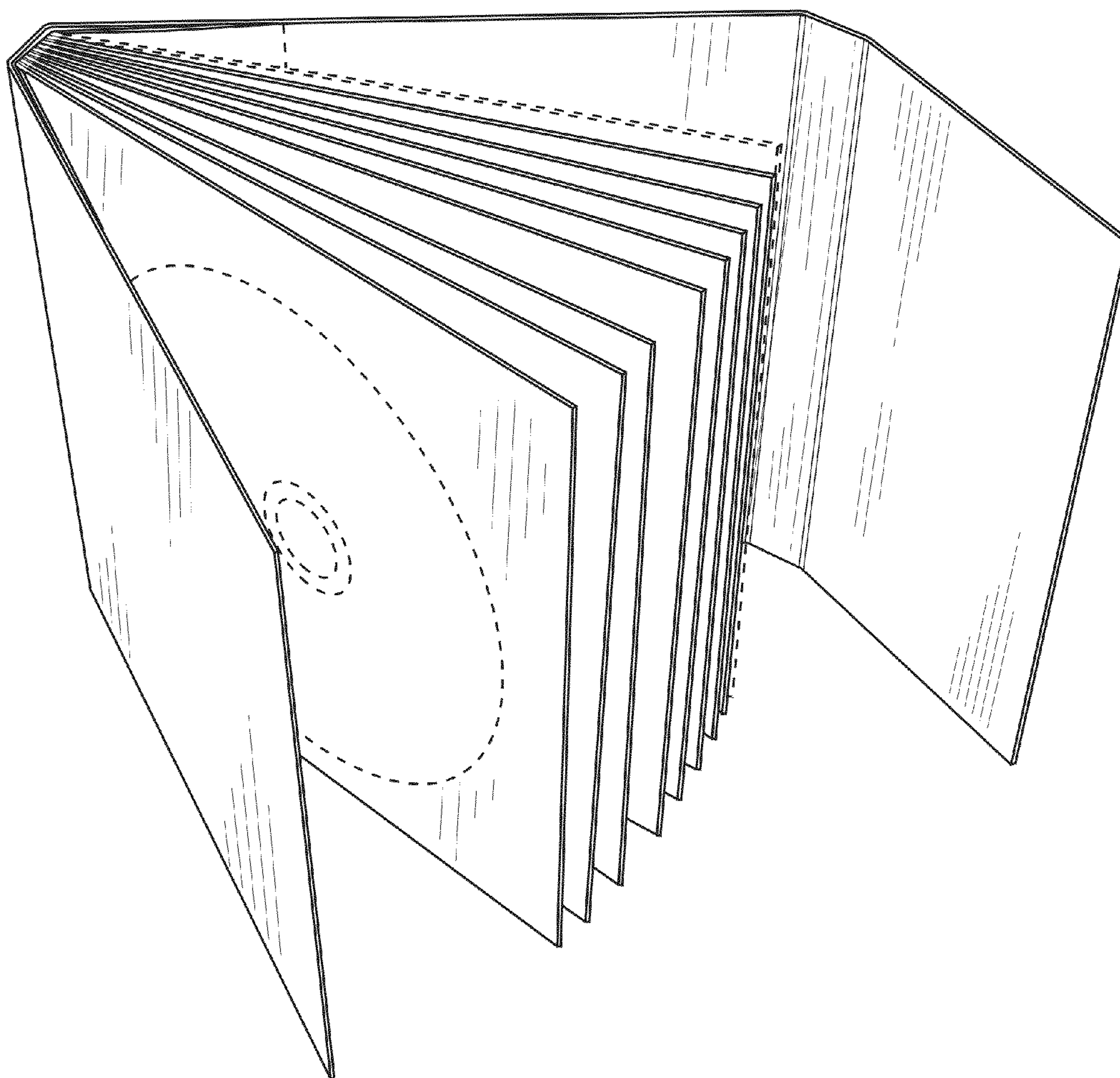




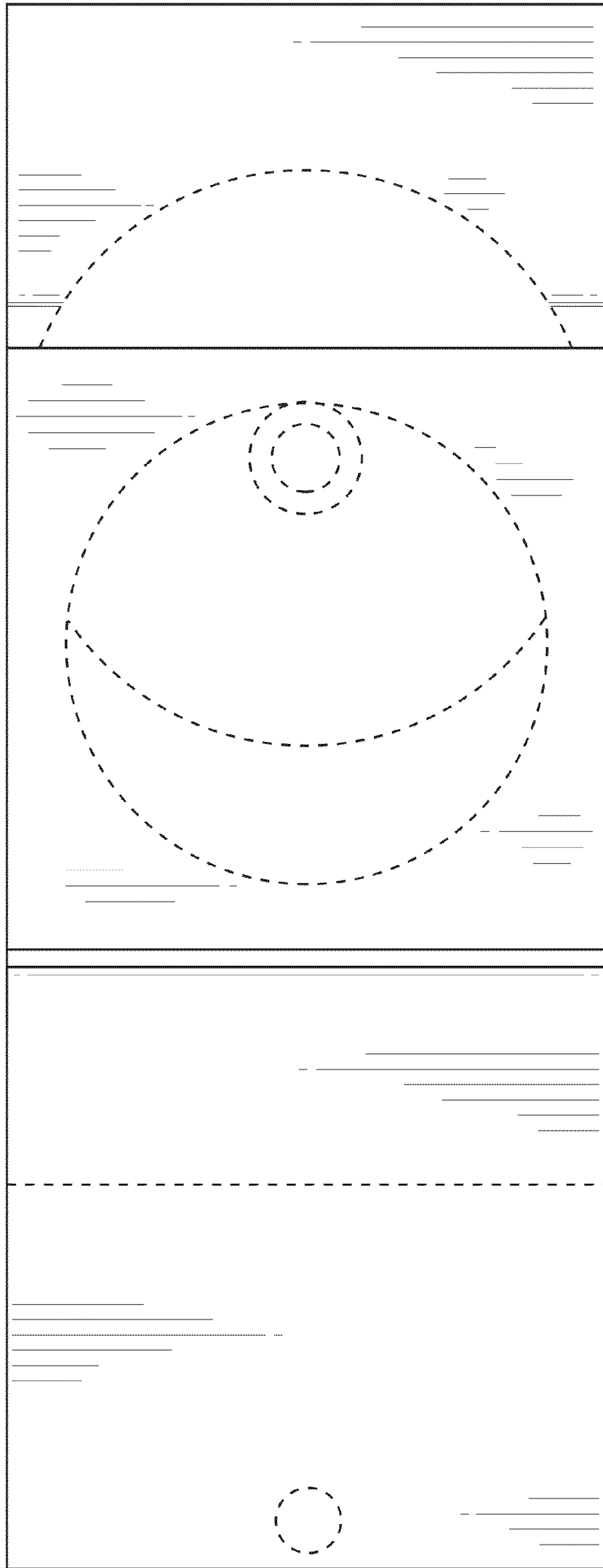
**FIG. 6**



**FIG. 7**

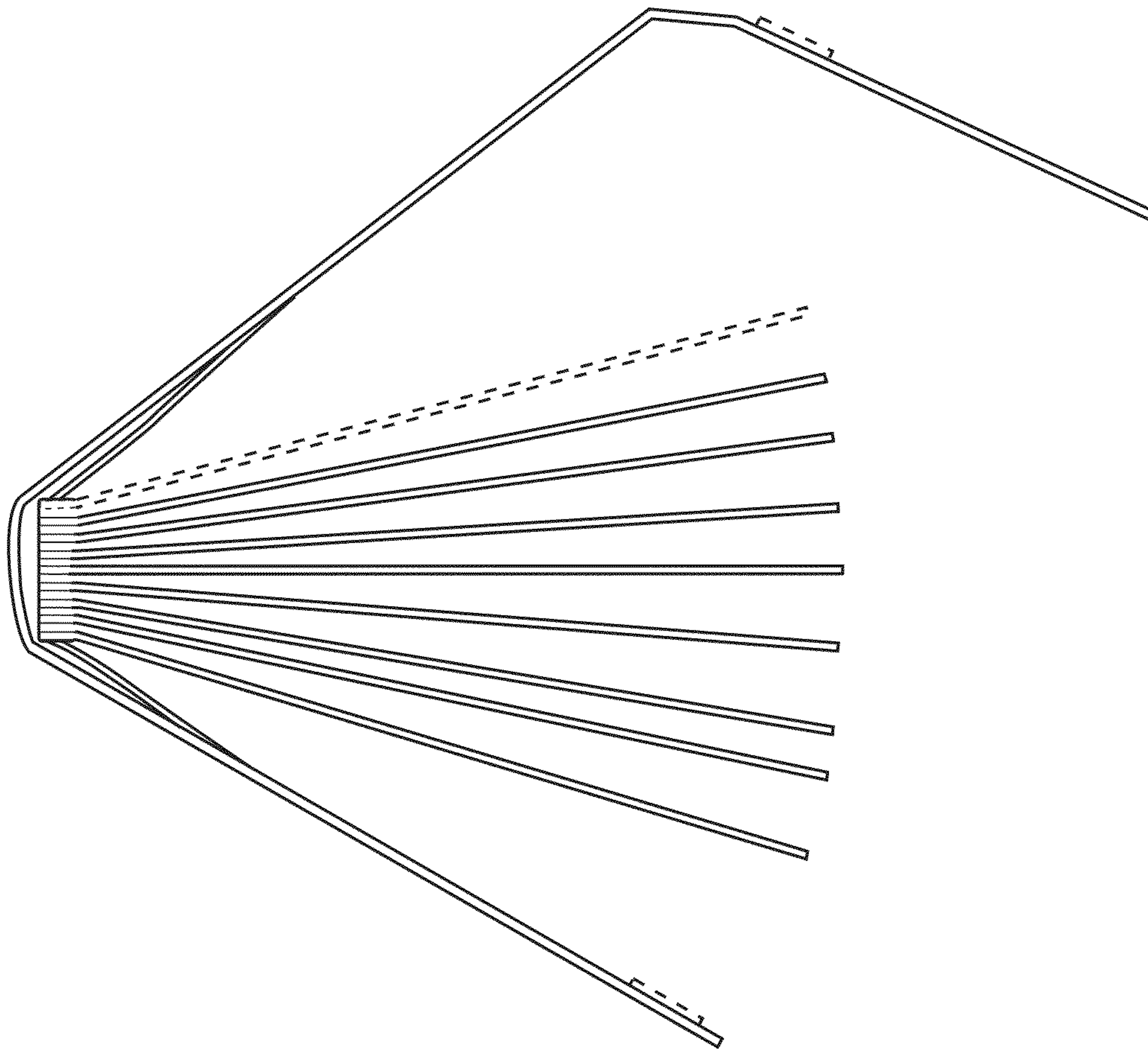


**FIG. 8**



**FIG. 9**





**FIG. 10**