



US00D743682S

(12) **United States Design Patent**
Bae

(10) **Patent No.:** **US D743,682 S**

(45) **Date of Patent:** **** Nov. 24, 2015**

(54) **INSOLE**

(71) Applicant: **AAEBON CO., LTD.**, Busan (KR)

(72) Inventor: **Kyeong Ho Bae**, Busan (KR)

(73) Assignee: **AAEBON CO., LTD.**, Busan (KR)

(**) Term: **14 Years**

(21) Appl. No.: **29/492,662**

(22) Filed: **Jun. 2, 2014**

(30) **Foreign Application Priority Data**

Dec. 4, 2013 (KR) 30-2013-0061036

(51) **LOC (10) Cl.** **02-04**

(52) **U.S. Cl.**
USPC **D2/961**

(58) **Field of Classification Search**
USPC D2/896, 946, 947, 949-951, 954, 955,
D2/961, 968; 36/88, 91, 92, 93, 95, 96, 3 B,
36/25 R, 28, 29, 31, 32 R, 43, 44, 71, 145,
36/150, 153, 154, 155, 166, 173, 174, 180
CPC A43B 7/14; A43B 7/1405; A43B 7/141;
A43B 7/1415; A43B 7/142; A43B 7/1425;
A43B 7/143; A43B 7/1435; A43B 7/144;
A43B 7/1445; A43B 7/145; A43B 7/146;
A43B 7/1465; A43B 7/1475; A43B 7/148;
A43B 7/1485; A43B 7/149; A43B 7/16;
A43B 7/18; A43B 7/19; A43B 7/22; A43B
7/223; A43B 7/226; A43B 7/32; A43B 13/38;
A43B 13/383; A43B 13/386; A43B 13/40;
A43B 13/41; A43B 13/42; A61F 5/14

See application file for complete search history.

(56) **References Cited**

U.S. PATENT DOCUMENTS

1,658,170	A *	2/1928	La Chapelle	36/44
2,231,552	A *	2/1941	Sewall	36/44
D518,945	S *	4/2006	Vasyli	D2/961
D578,285	S *	10/2008	Vasyli et al.	D2/961
7,832,119	B2 *	11/2010	Gilmore	36/44
D634,924	S *	3/2011	Cheskin et al.	D2/961
D664,754	S *	8/2012	Klein et al.	D2/961
D675,412	S *	2/2013	Klein et al.	D2/961
D681,321	S *	5/2013	Martinez et al.	D2/961
D689,276	S *	9/2013	Klein et al.	D2/961
D695,001	S *	12/2013	Feldman	D2/961
D722,755	S *	2/2015	Vasyli	D2/961
D722,756	S *	2/2015	Vasyli	D2/961
D723,256	S *	3/2015	Vasyli	D2/961
D728,916	S *	5/2015	Vasyli	D2/961
D729,509	S *	5/2015	Lee	D2/961

* cited by examiner

Primary Examiner — Elizabeth J Oswecki

(74) *Attorney, Agent, or Firm* — Park & Associates IP Law,
P.C.

(57) **CLAIM**

The ornamental design for an insole, as shown and described.

DESCRIPTION

FIG. 1 is a perspective view of an insole showing my new design;
FIG. 2 is an enlarged front elevational view thereof;
FIG. 3 is an enlarged rear elevational view thereof;
FIG. 4 is a left side elevational view thereof;
FIG. 5 is a right side elevational view thereof;
FIG. 6 is a top plan view thereof; and,
FIG. 7 is a bottom plan view thereof.

1 Claim, 5 Drawing Sheets

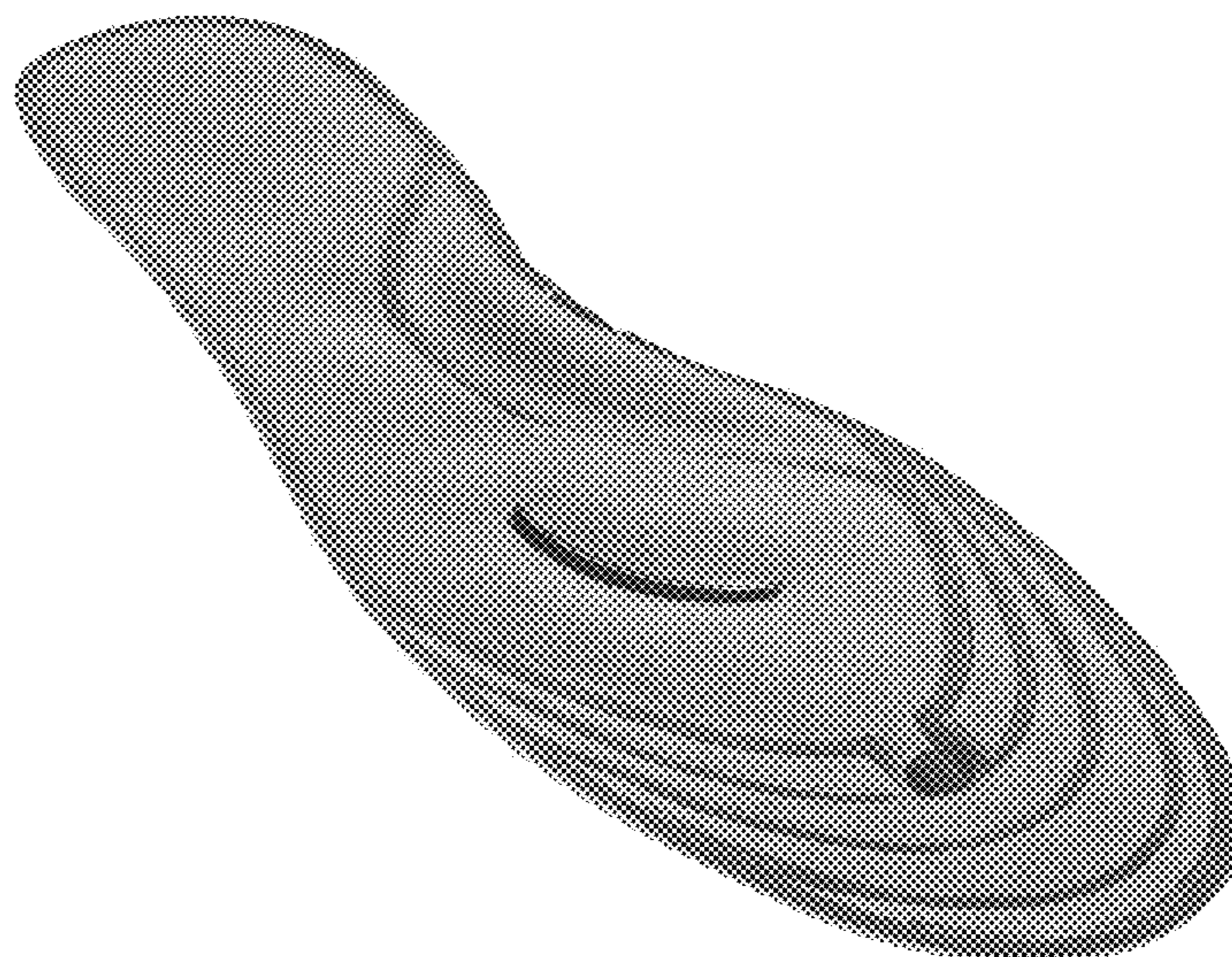


FIG. 1

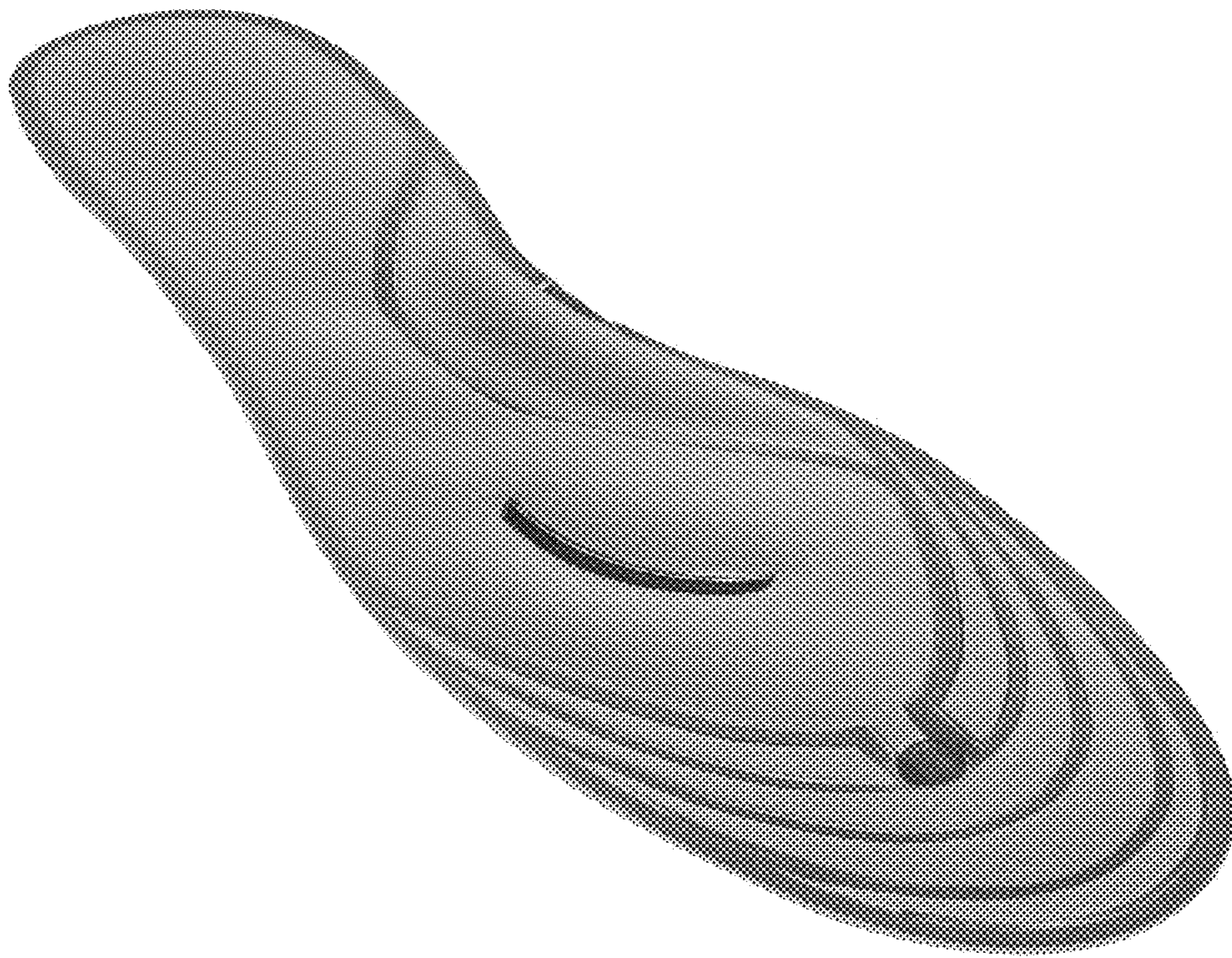


FIG. 2




FIG. 3




FIG. 4




FIG. 5




FIG. 6




FIG. 7

