

US00D743673S

(12) **United States Design Patent**
Yoo

(10) **Patent No.:** **US D743,673 S**
(45) **Date of Patent:** **** Nov. 24, 2015**

(54) **COMBINATION HAT AND HEADBAND**

3,340,542 A * 9/1967 Greenwald 2/209.11
3,357,027 A * 12/1967 Feil 2/209.11
4,790,035 A * 12/1988 Whyte 2/207

(71) Applicant: **David & Young Group Corp.**,
Secaucus, NJ (US)

(Continued)

(72) Inventor: **John Yoo**, Secaucus, NJ (US)

FOREIGN PATENT DOCUMENTS

(73) Assignee: **DAVID & YOUNG GROUP CORP.**,
Secaucus, NY (US)

EM 002472241-0001 * 6/2014
GB 4032594 * 11/2013

(**) Term: **14 Years**

OTHER PUBLICATIONS

(21) Appl. No.: **29/467,350**

Howlcat by Alex Tinsley, published on ravelry.com Jun. 2011.
Retrieved from Internet Feb. 11, 2015, URL: <http://www.ravelry.com/patterns/library/howlcat> (2 pages).*

(22) Filed: **Sep. 18, 2013**

(51) **LOC (10) Cl.** **02-03**

(52) **U.S. Cl.**

USPC **D2/865**

(58) **Field of Classification Search**

USPC D2/871, 874, 877, 881, 889, 892, 894,
D2/868, 869, 865, 866, 867, 870, 872, 873,
D2/875, 876, 878, 880, 879, 882, 883, 884,
D2/886, 891, 893, 895, 627; 2/181, 171.5,
2/171.8, 181.2, 181.4, 181.6, 181.8,
2/182.3, 208, 209, 209.11, 425, 452, 454,
2/10, 12, 171.4, 174, 175.4, 175.5, 183,
2/184, 195.1, 195.2, 195.3, 195.6, 200.1,
2/200.2, 209.12, 209.13, 209.14, 13, 170,
2/171, 175.1, 182.1, 195.5, 209.3, 209.7,
2/426, 903, 207, 211; D24/189, 190;
132/210, 273

CPC A41D 20/00; A41D 23/00; A42B 1/069;
A42B 1/00; A42C 5/02

See application file for complete search history.

Primary Examiner — Karen E. Eldridge Powers

Assistant Examiner — Kimberly Barnes

(74) *Attorney, Agent, or Firm* — Titunjian & Bitetto, P.C.;
Susan Paik

(57) **CLAIM**

The ornamental design for a combination hat and headband,
as shown and described.

DESCRIPTION

FIG. 1 is a front perspective view of a combination hat and
headband showing my new design as it would appear when
being worn as a hat;

FIG. 2 is a front elevation view thereof;

FIG. 3 is a right side elevation view thereof;

FIG. 4 is a rear elevation view thereof;

FIG. 5 is a front perspective view of the combination hat and
headband in an alternate position as it would appear when
being worn as a headband;

FIG. 6 is a front elevation view thereof;

FIG. 7 is a right side elevation view thereof; and,

FIG. 8 is a rear elevation view thereof.


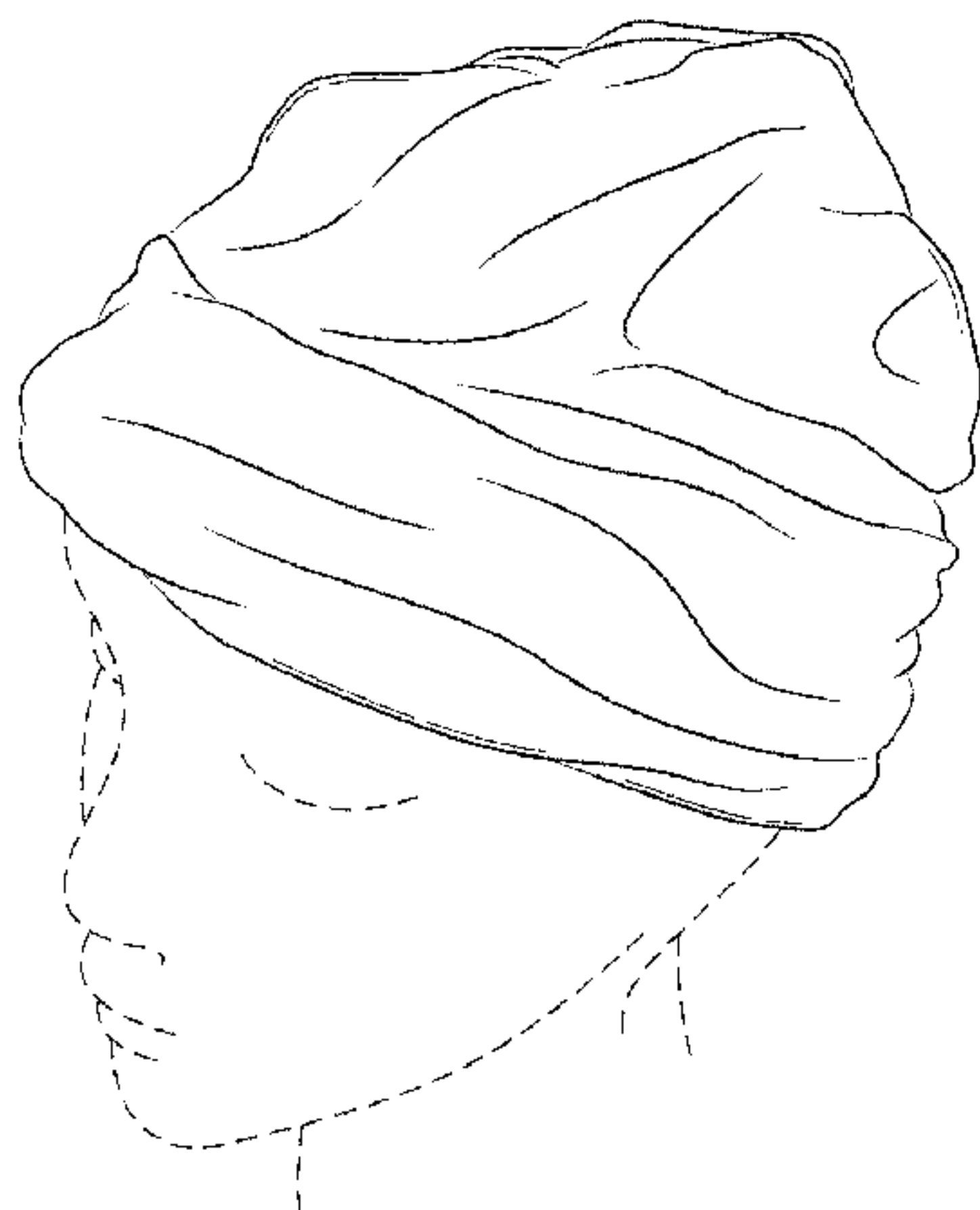
The broken lines represent environmental subject matter
intended to show how the claimed design may appear when
worn and form no part of the claimed design.

(56) **References Cited**

U.S. PATENT DOCUMENTS

1,920,387 A * 8/1933 Harper 2/68
D92,603 S * 6/1934 James D2/823
2,211,184 A * 8/1940 Varell 2/174
2,336,356 A * 12/1943 Harding 2/204
D159,801 S * 8/1950 Gilman D2/881

1 Claim, 4 Drawing Sheets



(56)

References Cited

U.S. PATENT DOCUMENTS

5,621,919 A * 4/1997 Graham 2/174
5,621,921 A * 4/1997 Outland 2/207
5,920,909 A * 7/1999 Ellsworth et al. 2/171
6,026,514 A * 2/2000 Fricker 2/209.11
6,560,784 B2 * 5/2003 Hill 2/171
D547,030 S * 7/2007 Marquardt D2/867
D605,379 S * 12/2009 James D2/866
D617,980 S * 6/2010 Guinyard D2/880

D641,544 S * 7/2011 Fuglsang D2/880
D644,379 S * 8/2011 Vanesse D28/92
D675,403 S * 2/2013 McGoogan D2/878
D697,287 S * 1/2014 Alfarouqi D2/878
D704,420 S * 5/2014 Krampitz D2/880
2006/0278252 A1 * 12/2006 Miller 132/274
2010/0275946 A1 * 11/2010 Ruschell 132/210
2012/0023642 A1 * 2/2012 Holland 2/207
2013/0318687 A1 * 12/2013 Bressler 2/209.13
2014/0101822 A1 * 4/2014 Womack 2/206

* cited by examiner

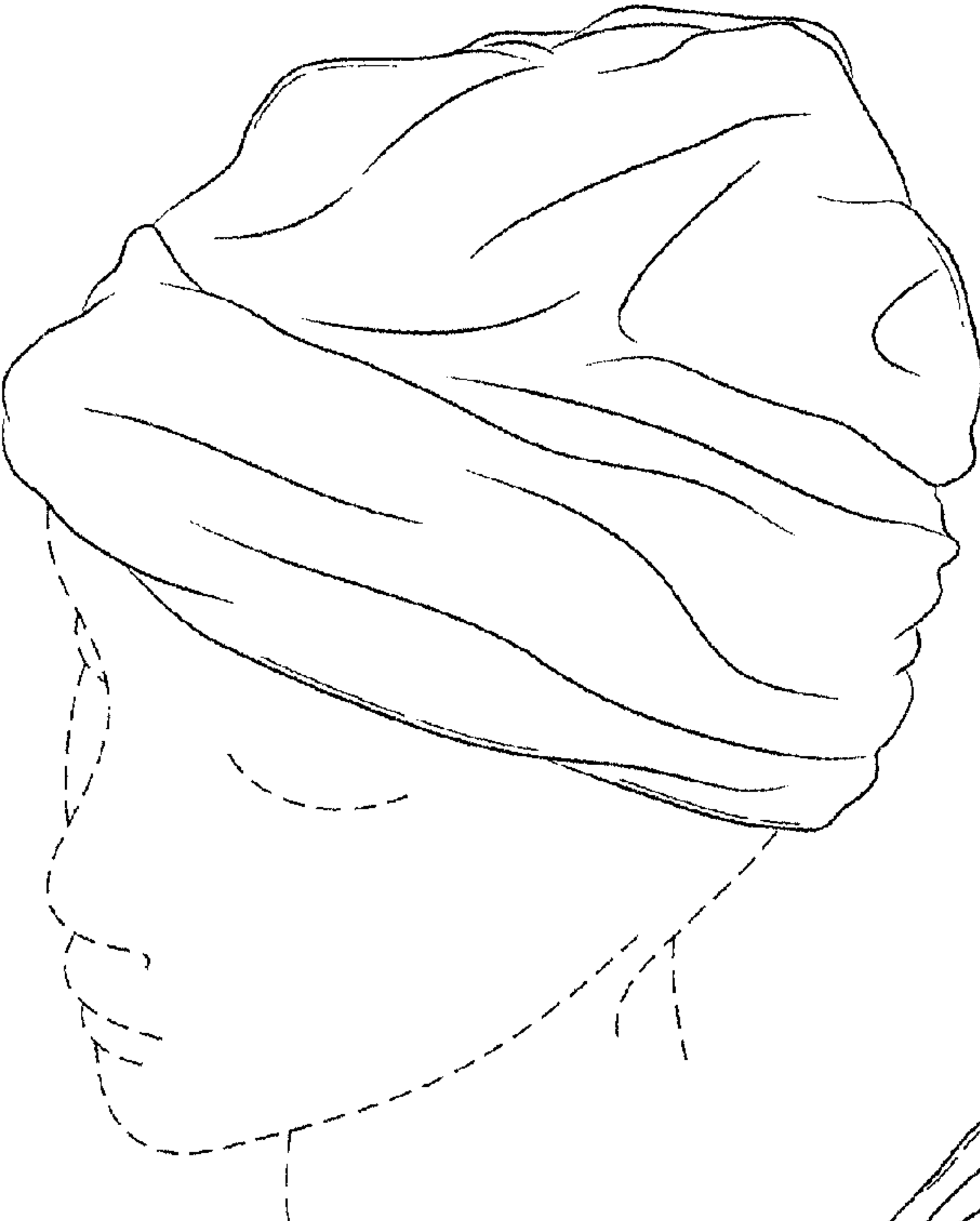


FIG. 1




FIG. 2



FIG. 3

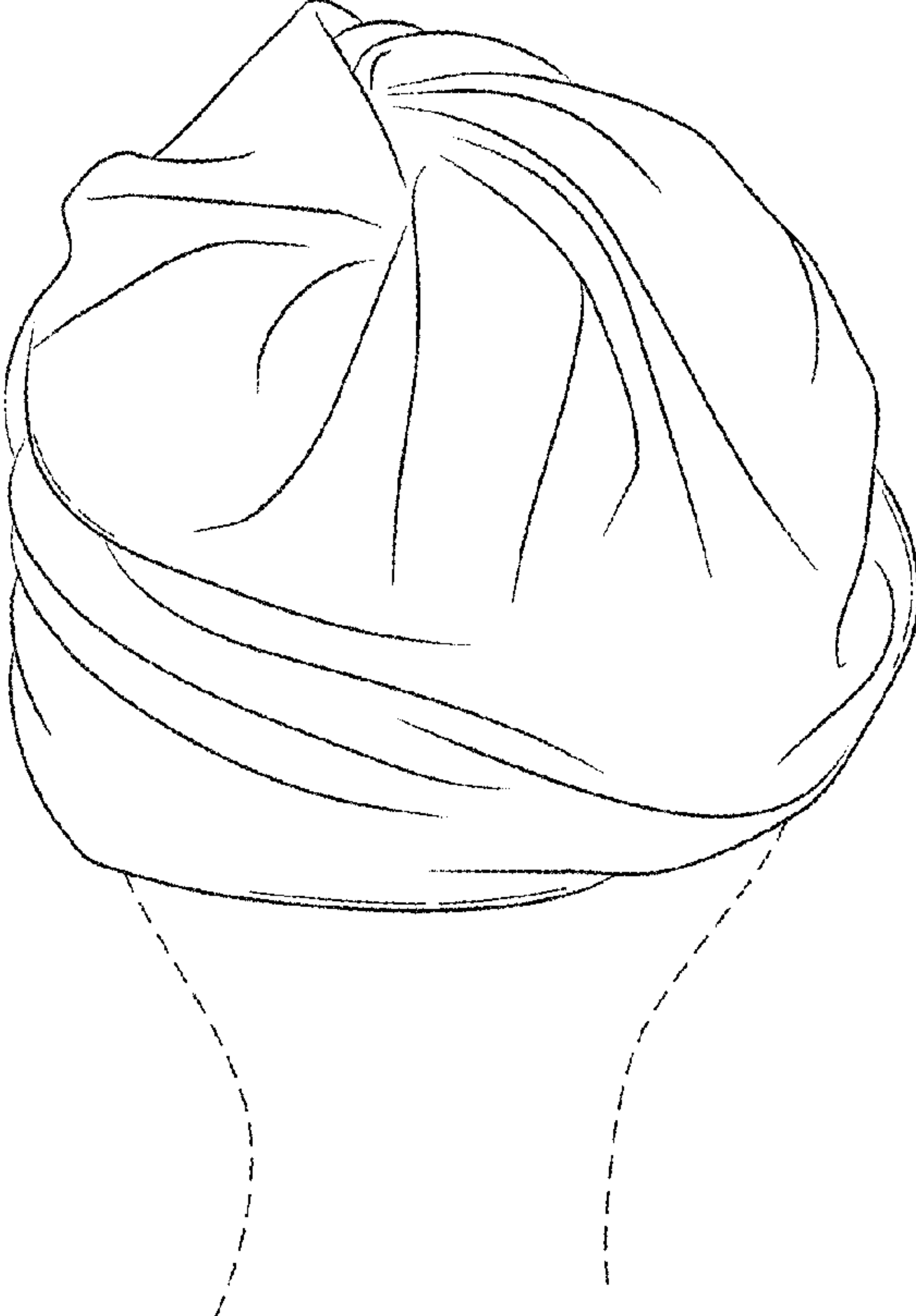


FIG. 4




FIG. 5




FIG. 6

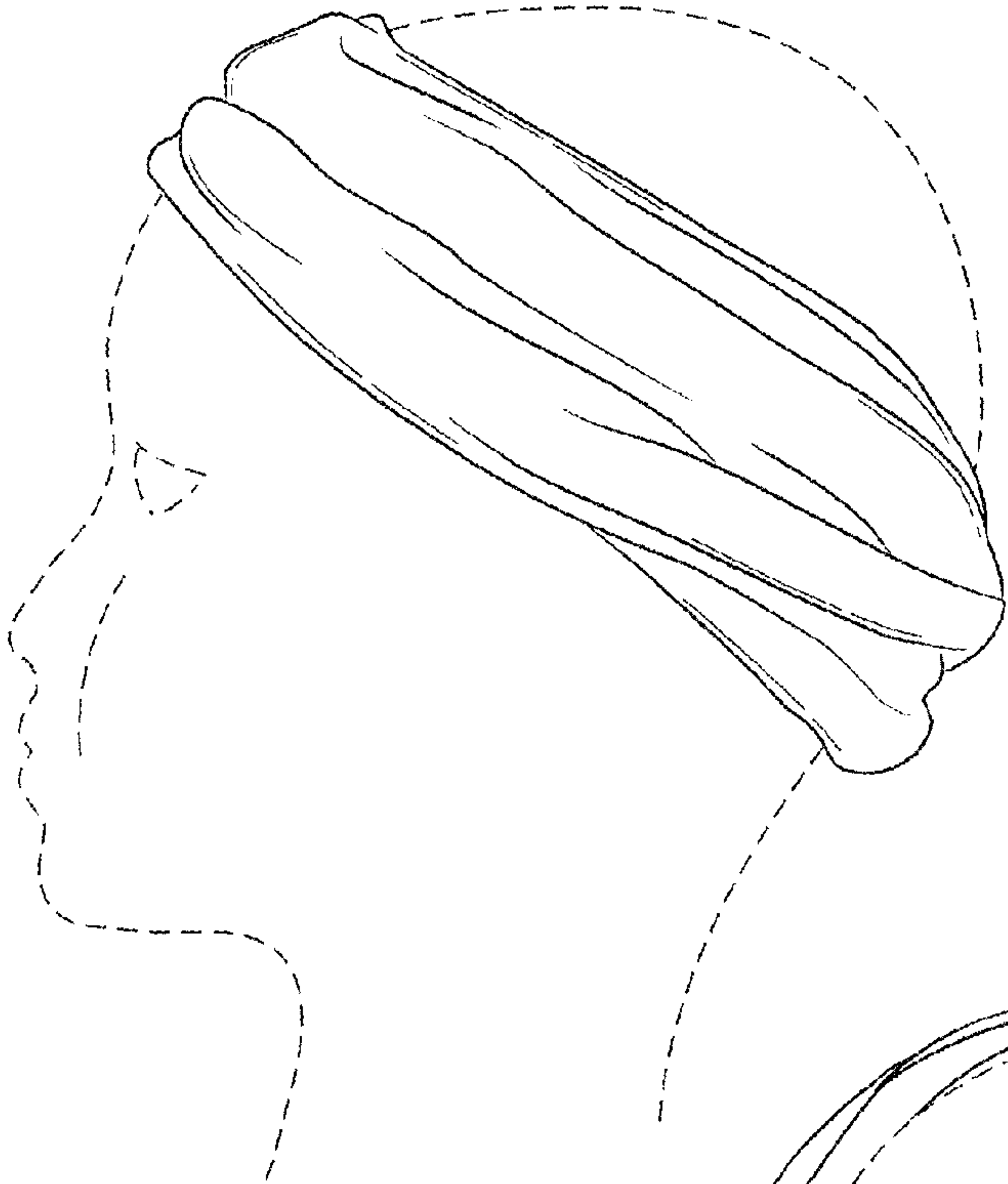


FIG. 7

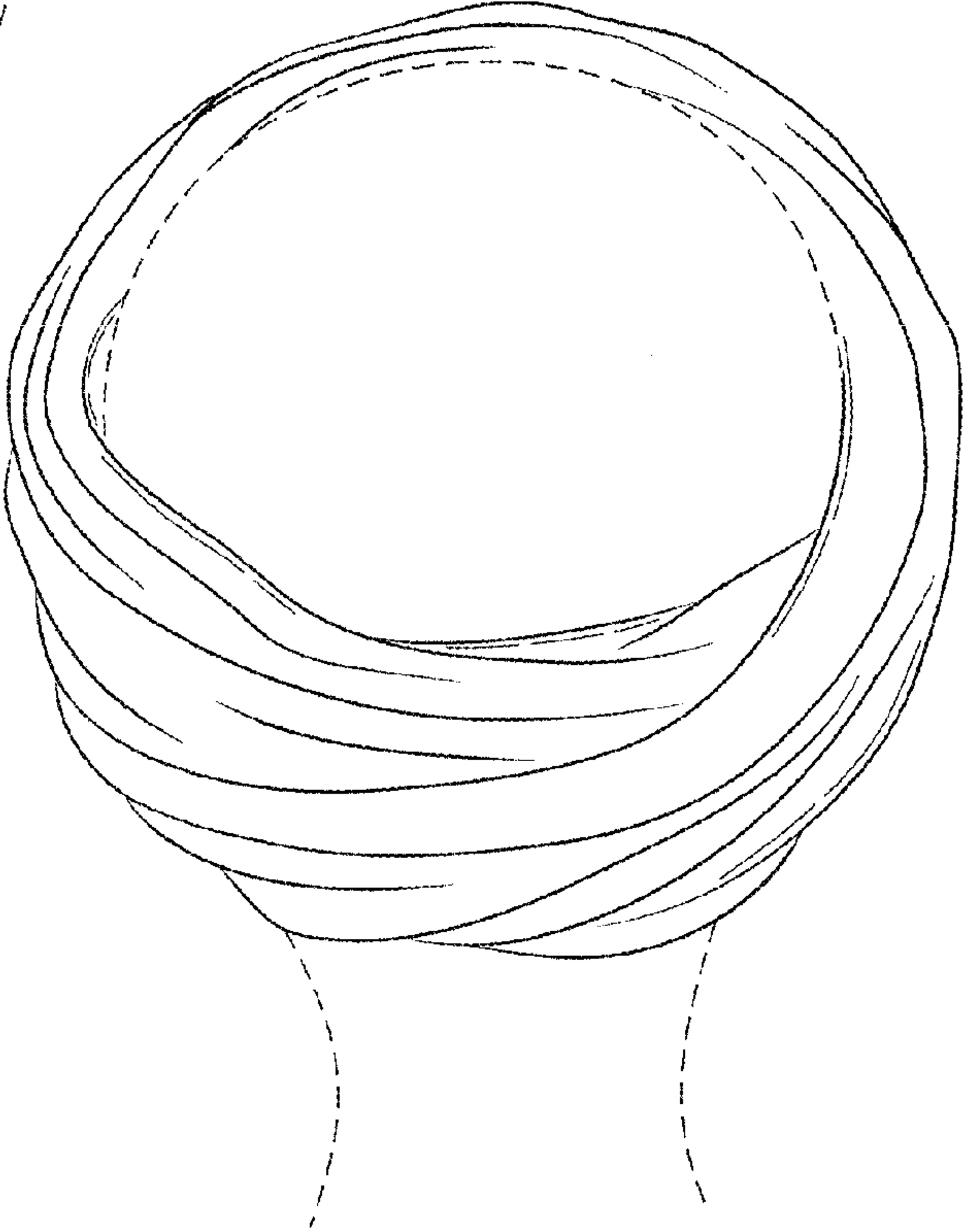


FIG. 8