



US00D743669S

(12) **United States Design Patent**  
**Viniello**

(10) **Patent No.:** **US D743,669 S**

(45) **Date of Patent:** **\*\* Nov. 24, 2015**

(54) **SLEEPING BAG**

(71) Applicant: **Mark Viniello**, Santa Clarita, CA (US)

(72) Inventor: **Mark Viniello**, Santa Clarita, CA (US)

(\*\*) Term: **14 Years**

(21) Appl. No.: **29/446,520**

(22) Filed: **Feb. 25, 2013**

(51) **LOC (10) Cl.** ..... **02-02**

(52) **U.S. Cl.**  
USPC ..... **D2/719**

(58) **Field of Classification Search**  
USPC ..... D2/718, 719, 741; 2/81, 84, 88, 69.5;  
D6/603, 605; 5/413 R; D3/213  
See application file for complete search history.

(56) **References Cited**

**U.S. PATENT DOCUMENTS**

D214,232 S \* 5/1969 Dale ..... D2/719  
D252,308 S \* 7/1979 Ochwat ..... D2/719

D434,261 S \* 11/2000 Rosenstadt et al. .... D6/598  
D438,712 S \* 3/2001 Chapman ..... D3/217  
D701,019 S \* 3/2014 Grefe' ..... D2/731

\* cited by examiner

*Primary Examiner* — Rashida Johnson

(74) *Attorney, Agent, or Firm* — Timberline Patent Law Group PLLC; Mark Farrell

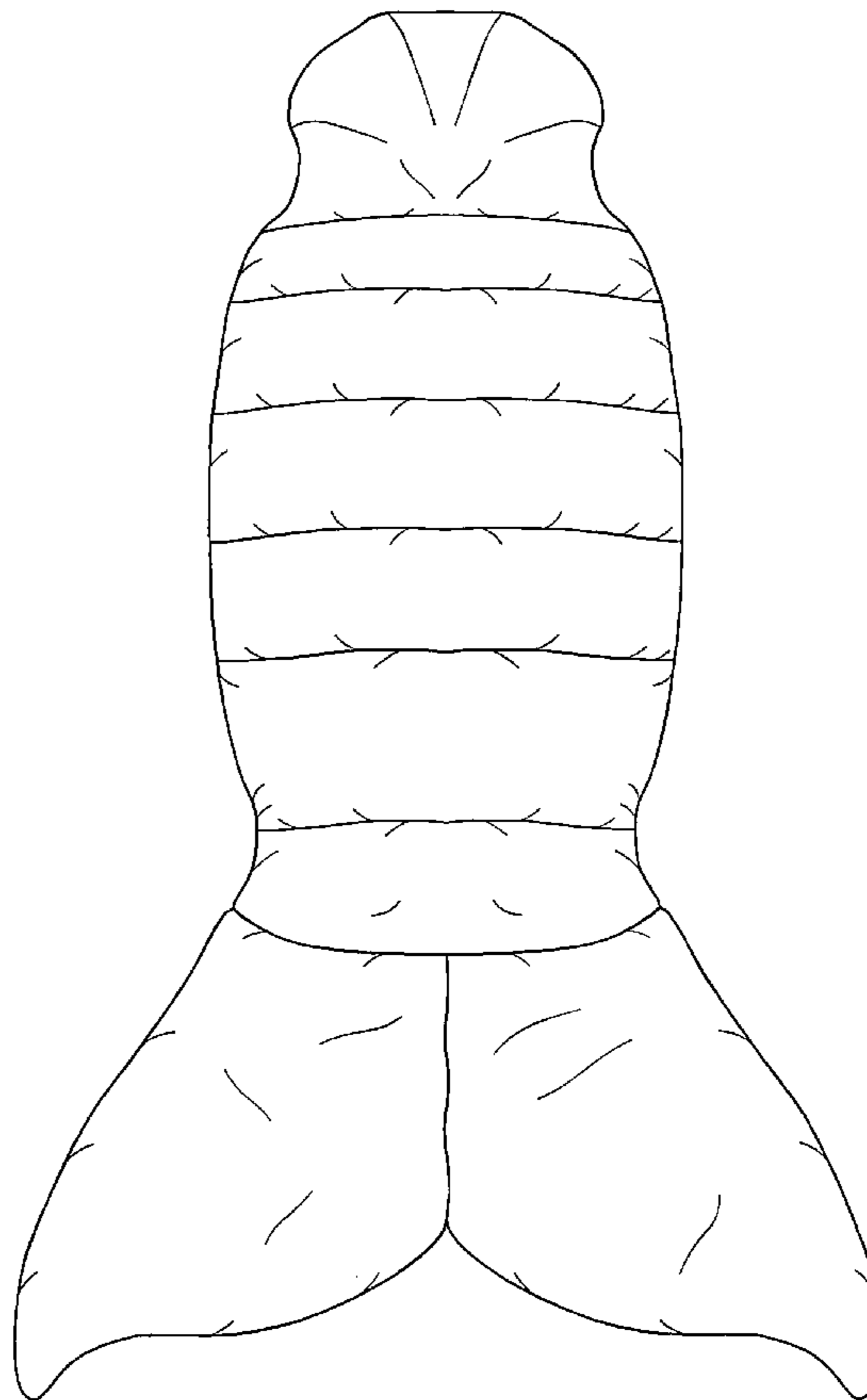
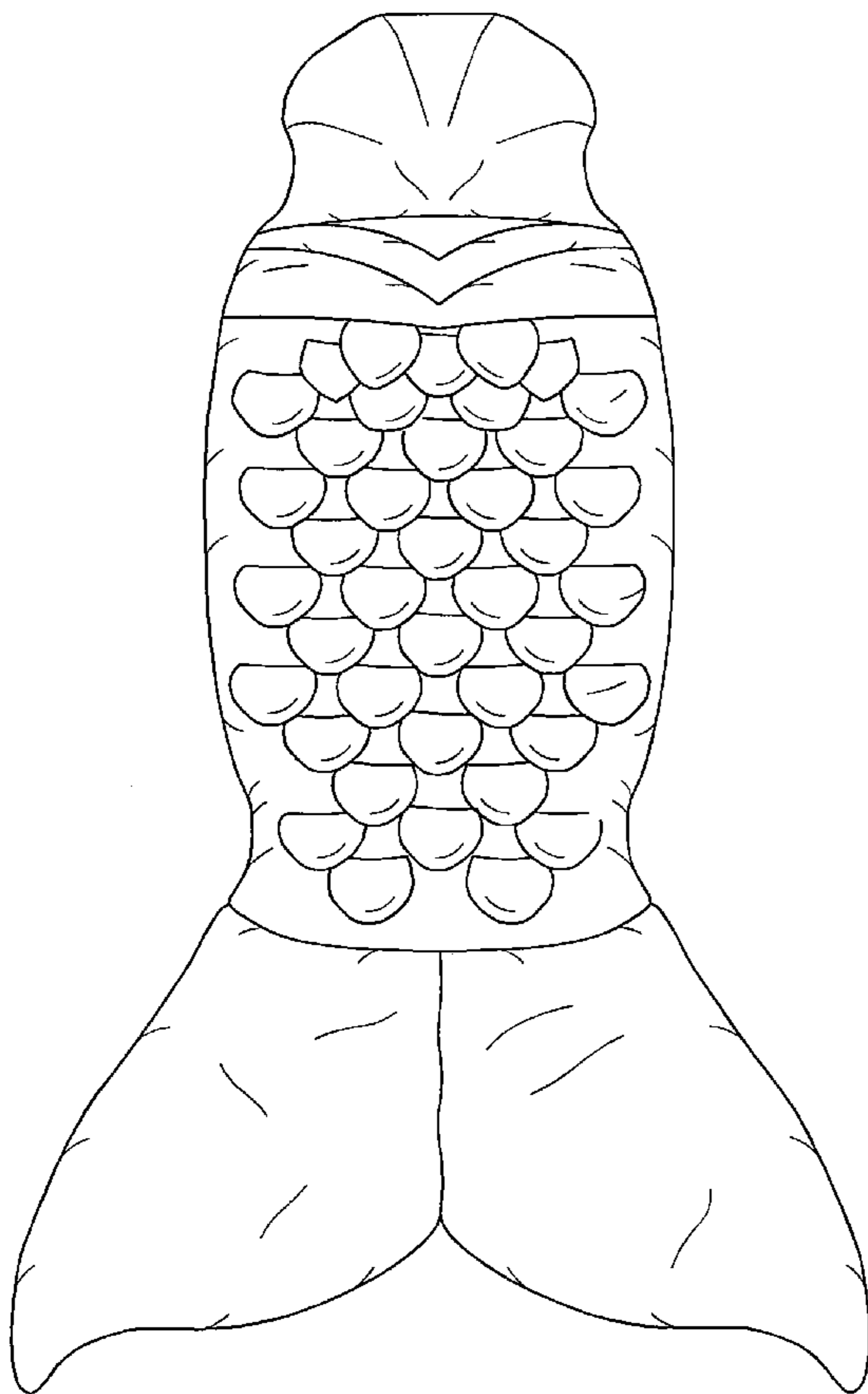
(57) **CLAIM**

The ornamental design for a sleeping bag, as shown and described.

**DESCRIPTION**

FIG. 1 is a front view of a sleeping bag.  
FIG. 2 is a back view of the sleeping bag of FIG. 1.  
FIG. 3 is a top view of the sleeping bag of FIG. 1.  
FIG. 4 is a left view of the sleeping bag of FIG. 1.  
FIG. 5 is a right view of the sleeping bag of FIG. 1; and,  
FIG. 6 is a bottom view of the sleeping bag of FIG. 1.

**1 Claim, 6 Drawing Sheets**



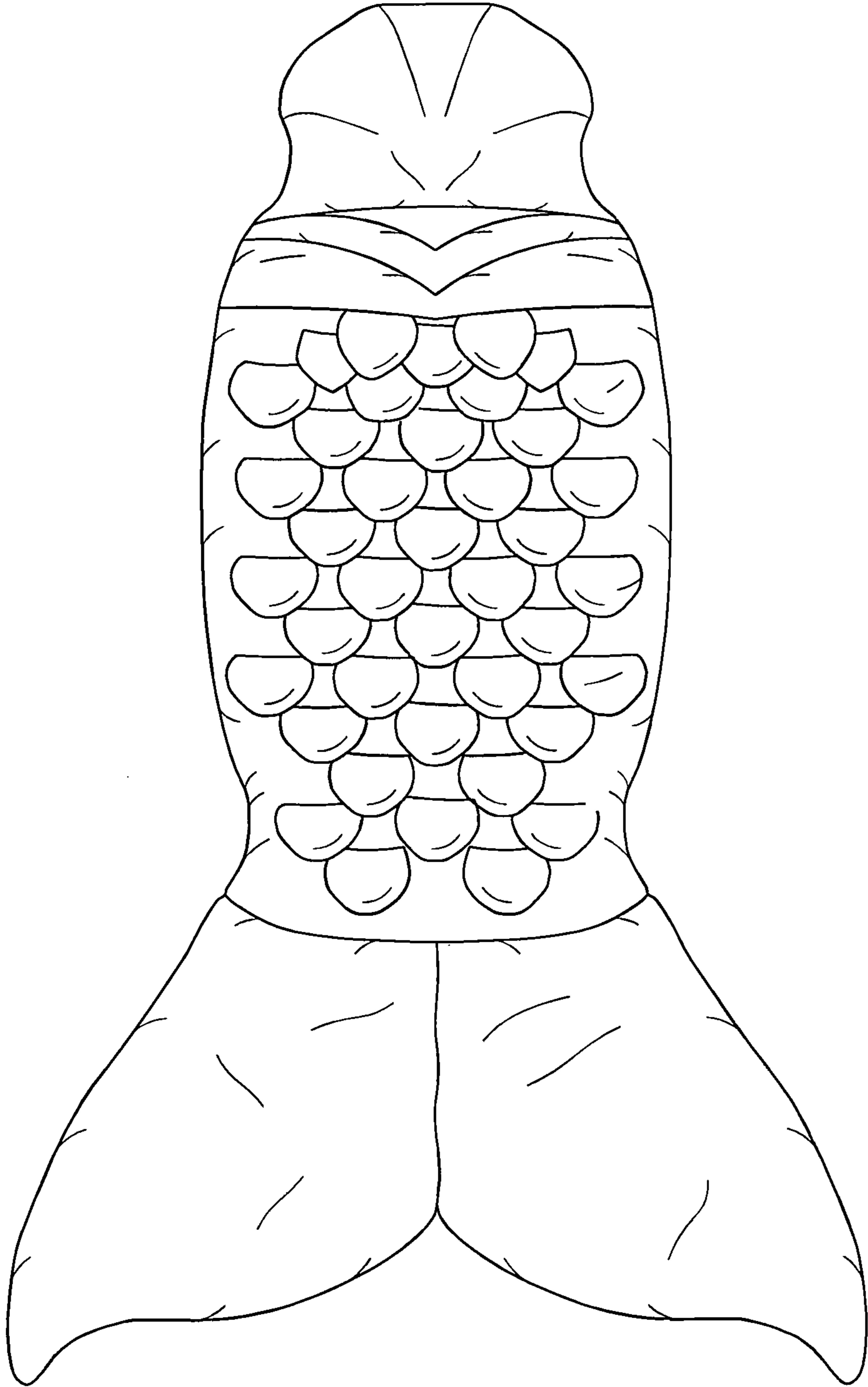


FIG. 1

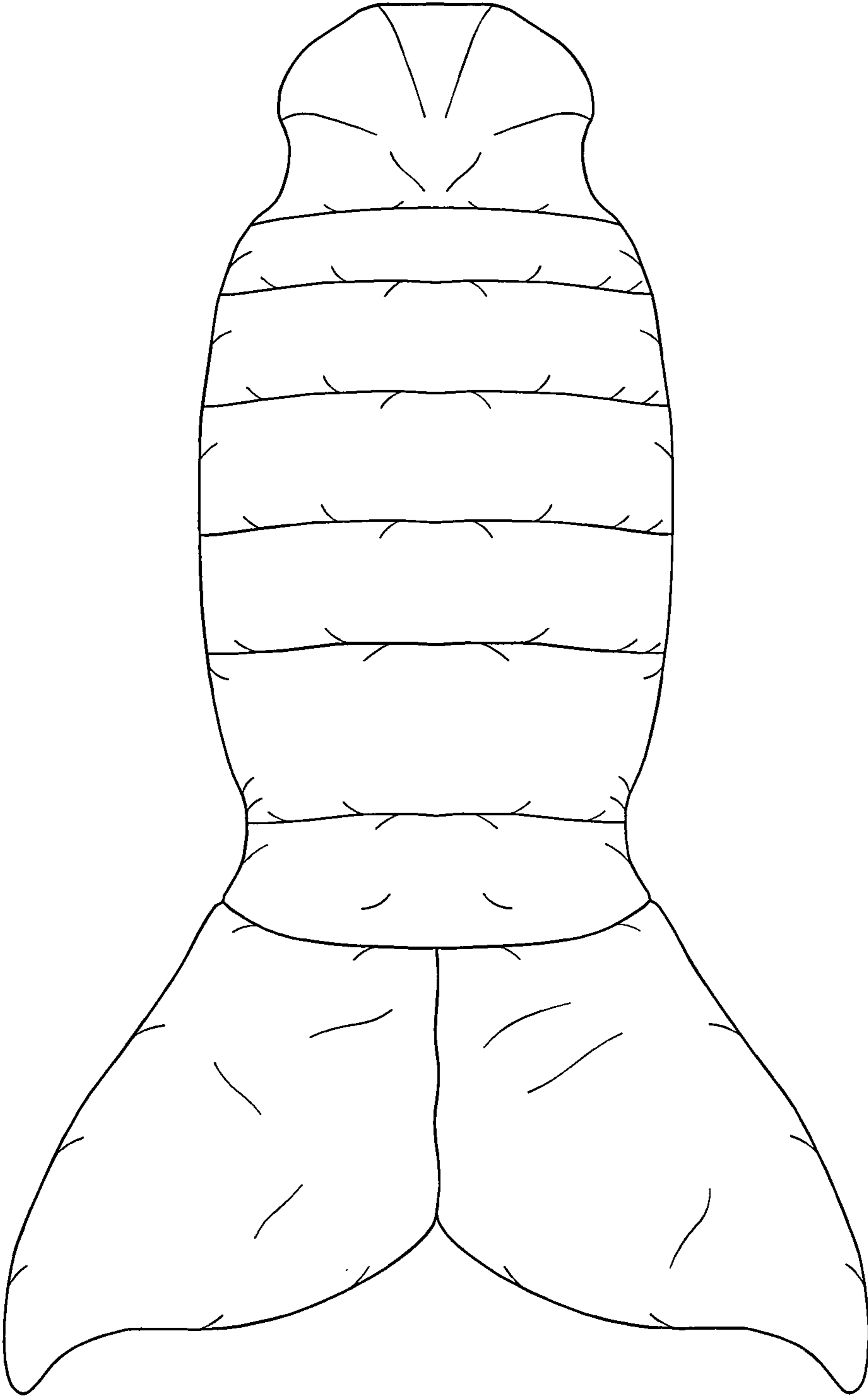


FIG. 2



FIG. 3



FIG. 4



FIG. 5



FIG. 6