



US00D743668S

(12) **United States Design Patent**  
**Holloway et al.**

(10) **Patent No.:** **US D743,668 S**

(45) **Date of Patent:** **\*\* Nov. 24, 2015**

(54) **BELT**

(75) Inventors: **Simon Holloway**, London (GB); **Nicolas Baurain**, London (GB)

(73) Assignee: **J. Choo Limited**, London (GB)

(\*\*) Term: **14 Years**

(21) Appl. No.: **29/395,394**

(22) Filed: **Jan. 11, 2012**

D117,523 S \* 11/1939 Marcus ..... D2/635  
D300,581 S \* 4/1989 Berger et al. .... D2/635  
5,318,505 A \* 6/1994 Sou ..... 602/19

**OTHER PUBLICATIONS**

Pattern Glass Beads Belt for Women [online]. Alibaba.com, 2014 [retrieved on Mar. 26, 2014]. Retrieved from the Internet: <URL: <http://aokong.en.alibaba.com/product/547634385-213437376/Pattern-Glass-Beads-Belt-for-Women.html>>.\*

ASOS Curve Aztec Waist Belt [online]. asos.com Ltd, 2014 [retrieved on Mar. 26, 2014]. Retrieved from the Internet: <URL: <http://www.asos.com/pgeproduct.aspx?iid=2760601>>.\*

Design U.S. Appl. No. 29/395,386, filed Jan. 10, 2012, first named inventor is Barbara Zito.

\* cited by examiner

(30) **Foreign Application Priority Data**

Jul. 15, 2011 (EM) ..... 001892159-0032

(51) **LOC (10) Cl.** ..... **02-07**

(52) **U.S. Cl.**  
USPC ..... **D2/636**

(58) **Field of Classification Search**  
USPC ..... D2/627-638; D30/152; 2/311, 388  
CPC ..... A01K 97/06; A41F 9/00; A41F 9/002;  
A41F 9/02; A41F 9/025; A41F 11/16; A45C  
3/06; A45C 9/00; A45C 13/08; A45F 5/00;  
A47L 3/00; A47L 3/04; A61F 13/00; A61F  
13/14; A61F 13/143; A62B 35/0031; D04D  
5/00

See application file for complete search history.

*Primary Examiner* — Deanna L Pratt

(74) *Attorney, Agent, or Firm* — Fross Zelnick Lehrman & Zissu, P.C.; Lawrence E. Apolzon, Esq.

(57) **CLAIM**

The ornamental design for belt, as shown and described.

**DESCRIPTION**

FIG. 1 is a front perspective view of a belt showing my new design, wherein the appearance of any portion of the belt between the break lines forms no part of the claimed design; FIG. 2 is a front view of the belt shown in FIG. 1; FIG. 3 is a rear view of the belt shown in FIG. 1; FIG. 4 is a top view of the belt shown in FIG. 1; FIG. 5 is a bottom view of the belt shown in FIG. 1; and, FIG. 6 is a perspective view of the belt shown in FIG. 1, shown in a buckled position, and wherein the appearance of any portion of the belt between the break lines forms no part of the claimed design.

The broken line showing of the zipper pull, zipper, elastic portions, metal rings, and portions of the belt in relevant drawings shows unclaimed subject matter for the design in those drawings.

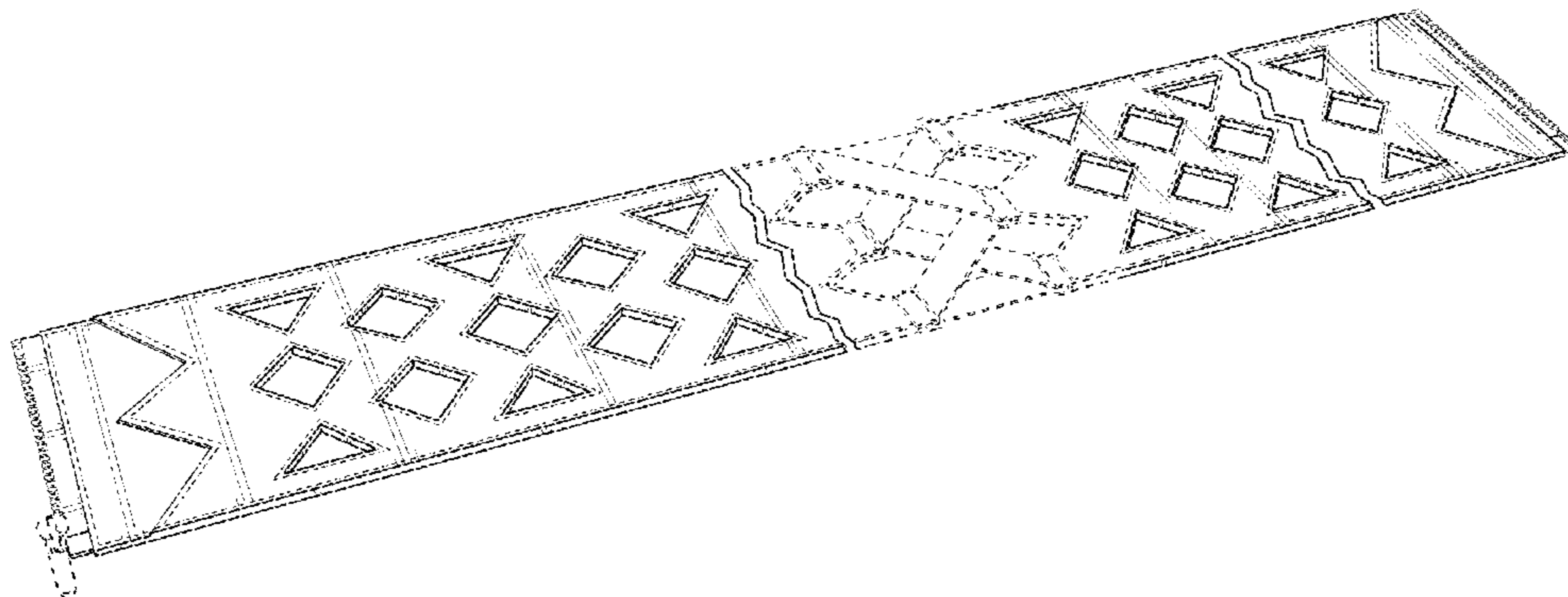
The broken lines other than those referenced above are understood to represent stitching.

**1 Claim, 4 Drawing Sheets**

(56) **References Cited**

**U.S. PATENT DOCUMENTS**

D47,819 S \* 9/1915 Hanzel ..... D2/631  
D65,017 S \* 6/1924 Schaffer ..... D2/636  
D65,019 S \* 6/1924 Schaffer ..... D2/636  
D92,025 S \* 4/1934 Sachs ..... D2/636  
D92,026 S \* 4/1934 Sachs ..... D2/636  
D92,027 S \* 4/1934 Sachs ..... D2/636  
D94,109 S 12/1934 Benenati  
D105,597 S 8/1937 Lipscomb



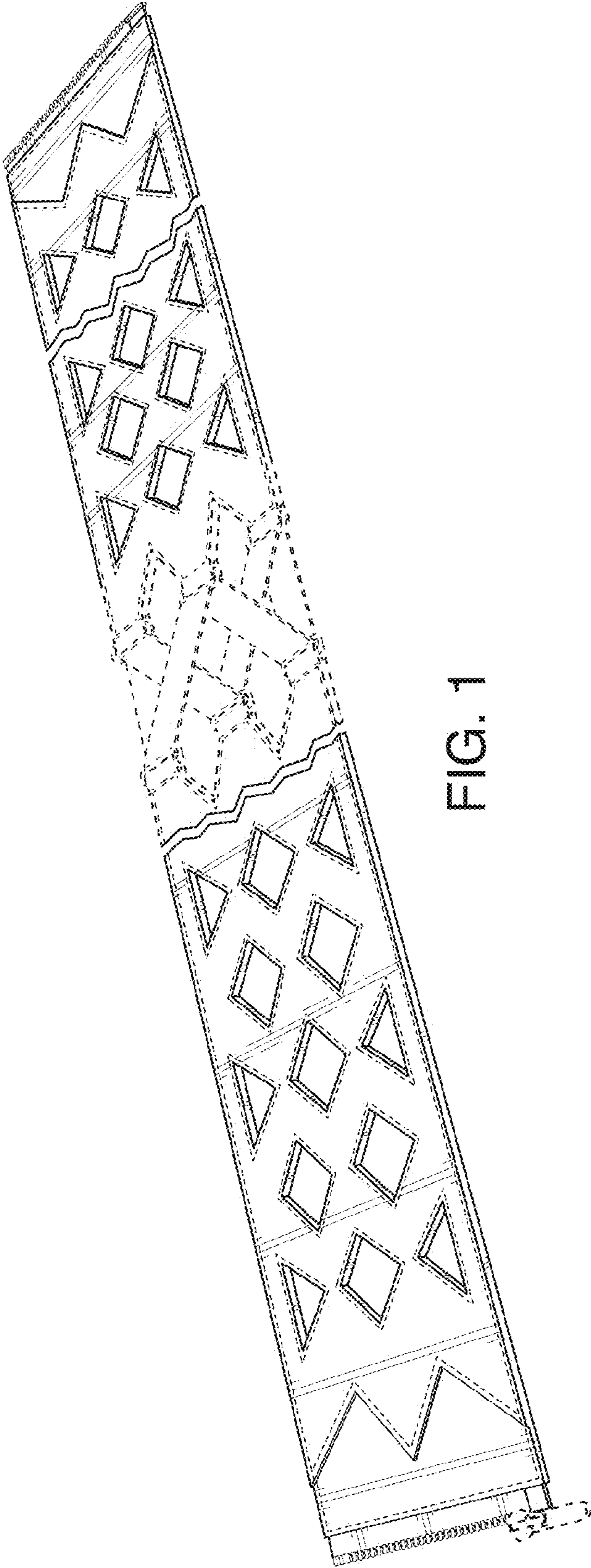


FIG. 1




FIG. 2

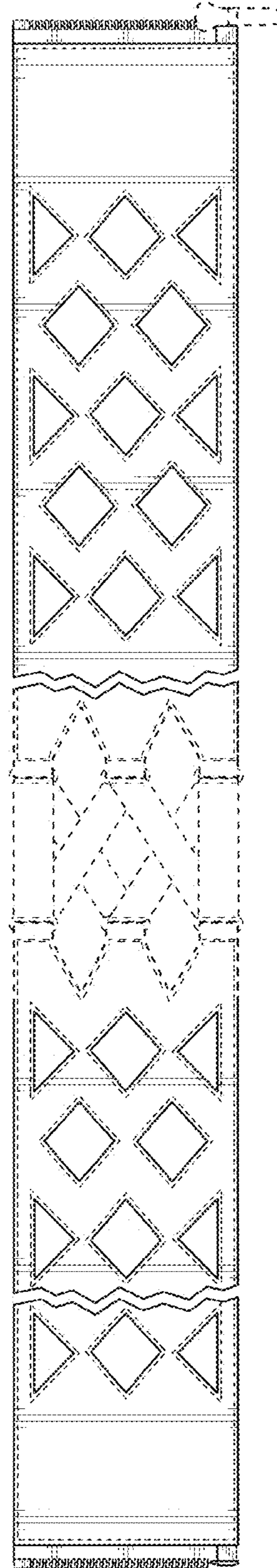


FIG. 3

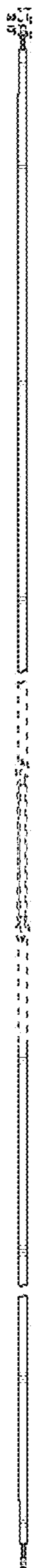


FIG. 4

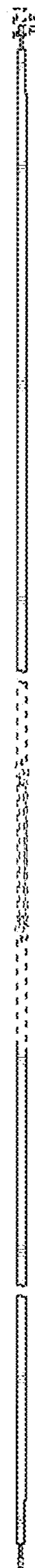


FIG. 5

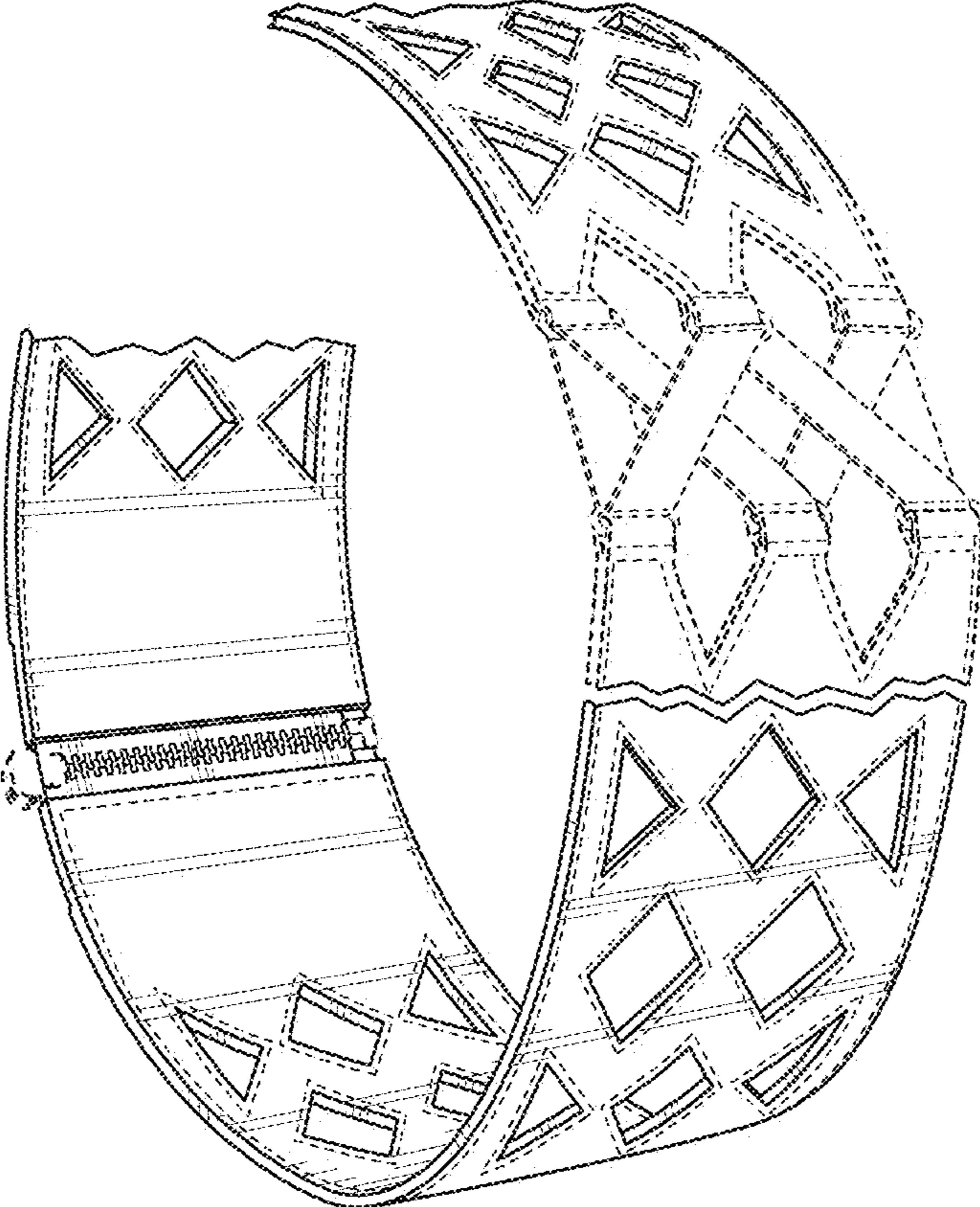


FIG. 6