



US00D743624S

(12) **United States Design Patent**
Richmond et al.

(10) **Patent No.:** **US D743,624 S**
(45) **Date of Patent:** **** Nov. 17, 2015**

(54) **HAIR CURLER**

(71) Applicant: **TRADE BOX, LLC**, Culver City, CA (US)
(72) Inventors: **David Richmond**, Culver City, CA (US); **Howard Richmond**, Los Angeles, CA (US); **Michael A. Ragosta**, Calabasas, CA (US); **Zhiyong Yu**, Wenzhou (CN); **Rentong Wang**, Wenzhou (CN); **Zhiwu Yu**, Wenzhou (CN); **Wenrui Dai**, Wenzhou (CN); **Ruiju Liu**, Shanghai (CN); **Qianli Zhou**, Shanghai (CN); **Yiyan Feng**, Shanghai (CN)

(73) Assignee: **TRADE BOX, LLC**, Culver City, CA (US)

(**) Term: **14 Years**

(21) Appl. No.: **29/491,250**

(22) Filed: **May 19, 2014**

(30) **Foreign Application Priority Data**

Nov. 21, 2013 (CN) 2013 3 05666566
(51) **LOC (10) Cl.** **28-03**
(52) **U.S. Cl.**
USPC **D28/35**
(58) **Field of Classification Search**
USPC D28/35, 37; 219/222-226;
132/271-272, 226-269
CPC A45D 6/00; A45D 6/02; A45D 6/04;
A45D 6/045; A45D 6/06; A45D 6/08; A45D
6/10

See application file for complete search history.

(56) **References Cited**

U.S. PATENT DOCUMENTS

5,119,847 A * 6/1992 Powell et al. 132/226
6,662,808 B2 12/2003 Leason et al.
D491,310 S 6/2004 Glucksman et al.
8,132,571 B1 3/2012 Jackson
D678,609 S 3/2013 Ragosta et al.

(Continued)

FOREIGN PATENT DOCUMENTS

CN 1921782 2/2007
CN 201310523311.1 A 10/2013

(Continued)

OTHER PUBLICATIONS

Web Page printout of YouTube video of Kiss Instawave; <http://www.youtube.com/watch?v=Yw1CwIXxD7A>; Oct. 31, 2014.

(Continued)

Primary Examiner — Jennifer Rivard

(74) *Attorney, Agent, or Firm* — Laura M. Lloyd; Katherine B. Sales, Esq.; Leech Tishman Fuscaldo & Lampl

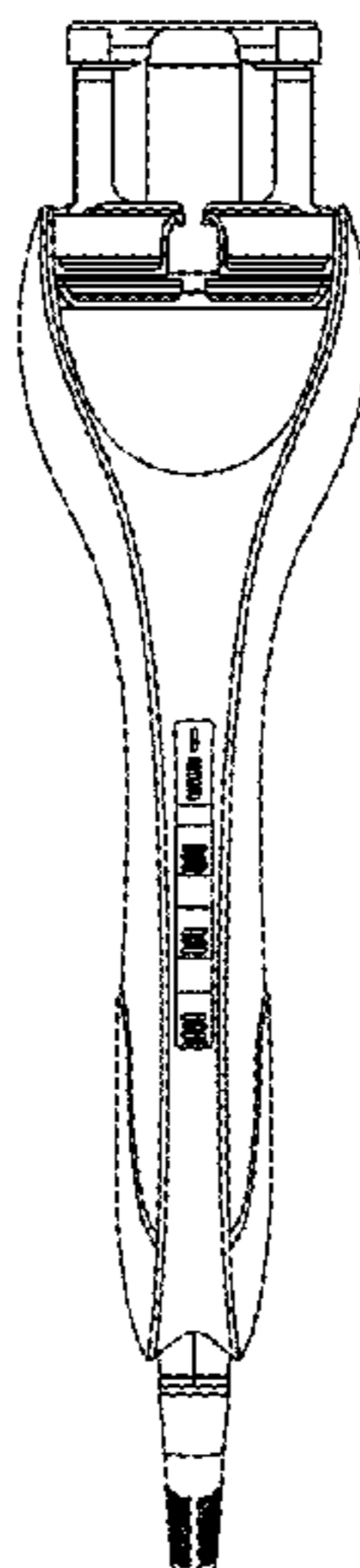
(57) **CLAIM**

We claim the ornamental design for a hair curler, as shown and described.

DESCRIPTION

FIG. 1 is a front side view of a hair curler showing my new design;
FIG. 2 is a back side view thereof;
FIG. 3 is a left side view thereof;
FIG. 4 is a right side view thereof;
FIG. 5 is a top side view thereof;
FIG. 6 is a bottom side view thereof;
FIG. 7 is an enlarged top side view thereof;
FIG. 8 is an enlarged bottom side view thereof; and,
FIG. 9 is a side perspective view thereof.
The broken lines illustrate portions of the hair curler and form no part of the claimed design.

1 Claim, 7 Drawing Sheets



(56)

References Cited

U.S. PATENT DOCUMENTS

D696,456 S 12/2013 Julemont
2003/0131867 A2 7/2003 Kennedy et al.
2005/0268933 A1* 12/2005 Kimata et al. 132/238
2008/0035167 A1 2/2008 Chan
2012/0111357 A1* 5/2012 Amkie 132/230
2012/0240955 A1* 9/2012 Kennedy et al. 132/229
2013/0025621 A1 1/2013 De Benedictis
2013/0125919 A1 5/2013 De Benedictis et al.
2013/0233336 A1 9/2013 Lazzaro et al.
2013/0319450 A1* 12/2013 Ragosta et al. 132/211
2014/0076348 A1 3/2014 Deng
2014/0083446 A1 3/2014 Julemont et al.

FOREIGN PATENT DOCUMENTS

CN 201320675439.5 U 10/2013
CN 201310539999.2 A 11/2013

CN 201320691285.9 U 11/2013
CN 201330566656.6 S 11/2013
EP 002466375 S 5/2014

OTHER PUBLICATIONS

TRADE BOX, LLC, Design U.S. Appl. No. 29/508,138 for "Automatic Hair Styling Device" filed Nov. 3, 2014.

TRADE BOX LLC, Design U.S. Appl. No. 29/509,771 for "Automatic Hair Styling Device" filed Nov. 20, 2014.

TRADE BOX, LLC, U.S. Appl. No. 14/304,787 for "Automatic Hair Styling Device" filed Jun. 13, 2014.

* cited by examiner

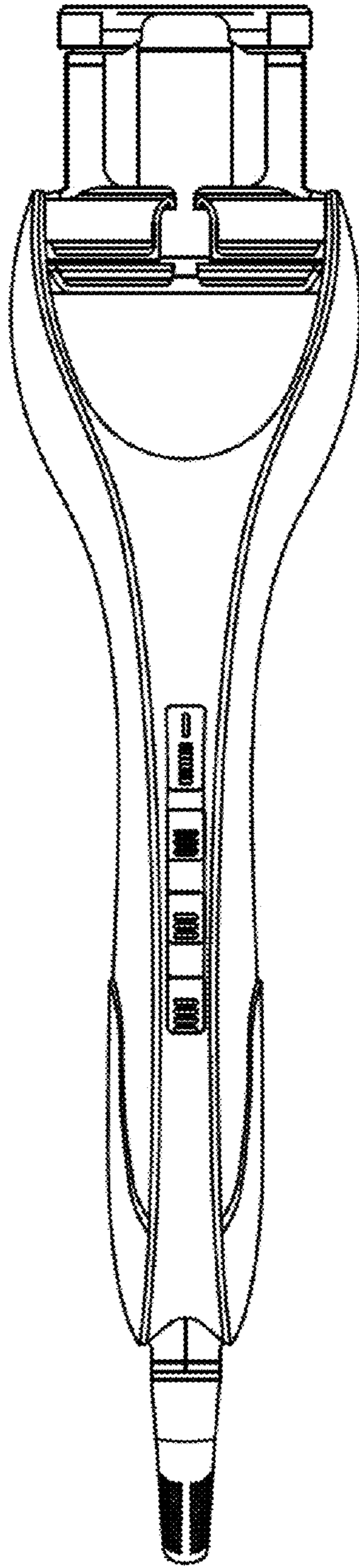


FIG. 1

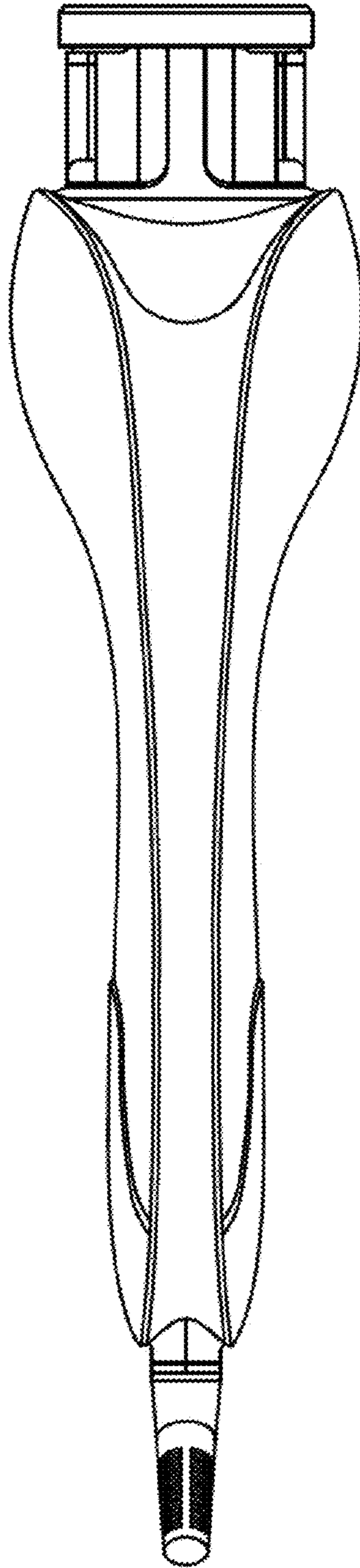


FIG. 2

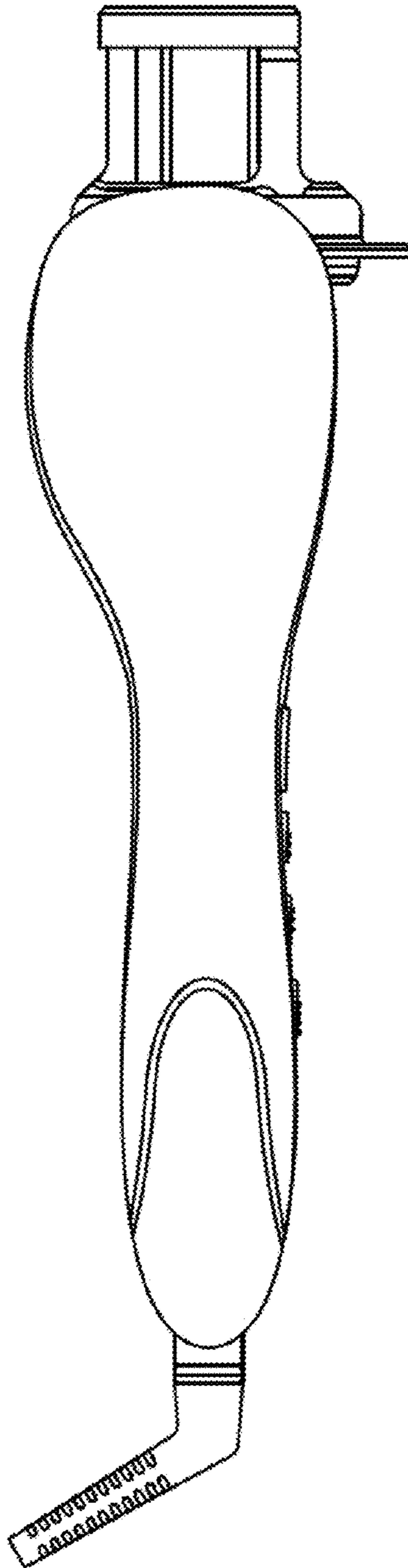


FIG. 3

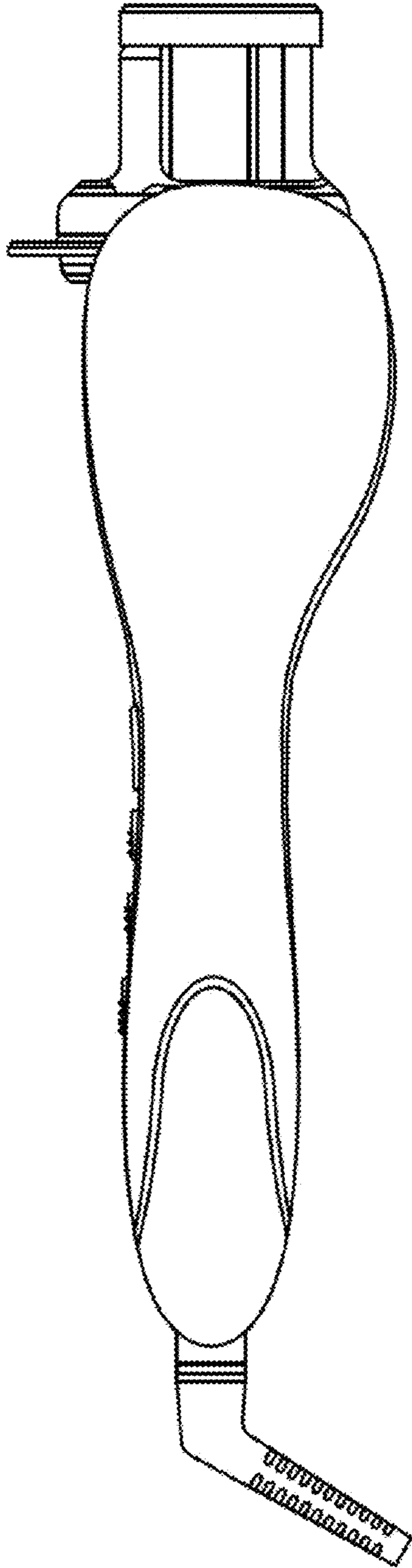


FIG. 4

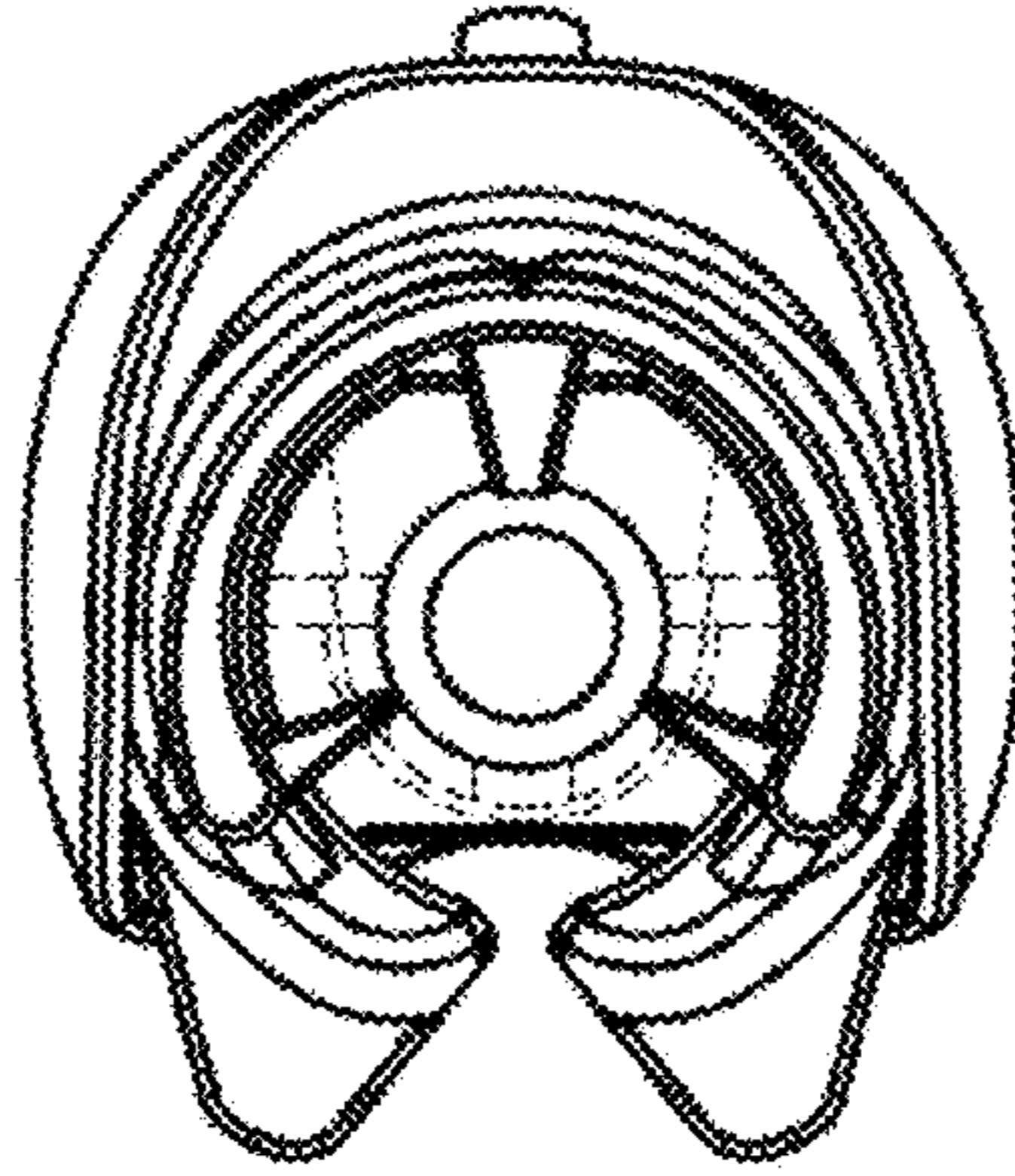


FIG. 5

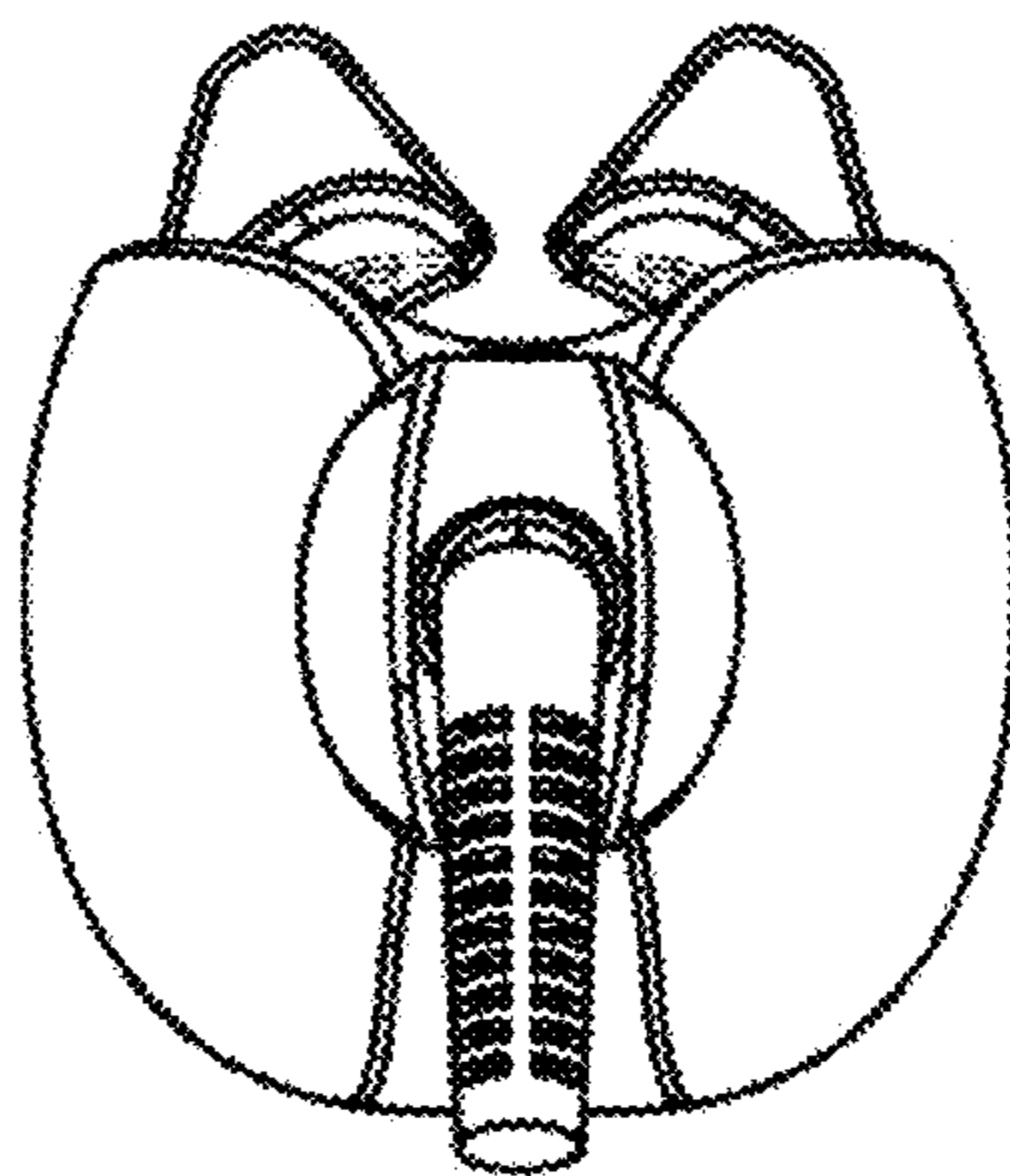


FIG. 6

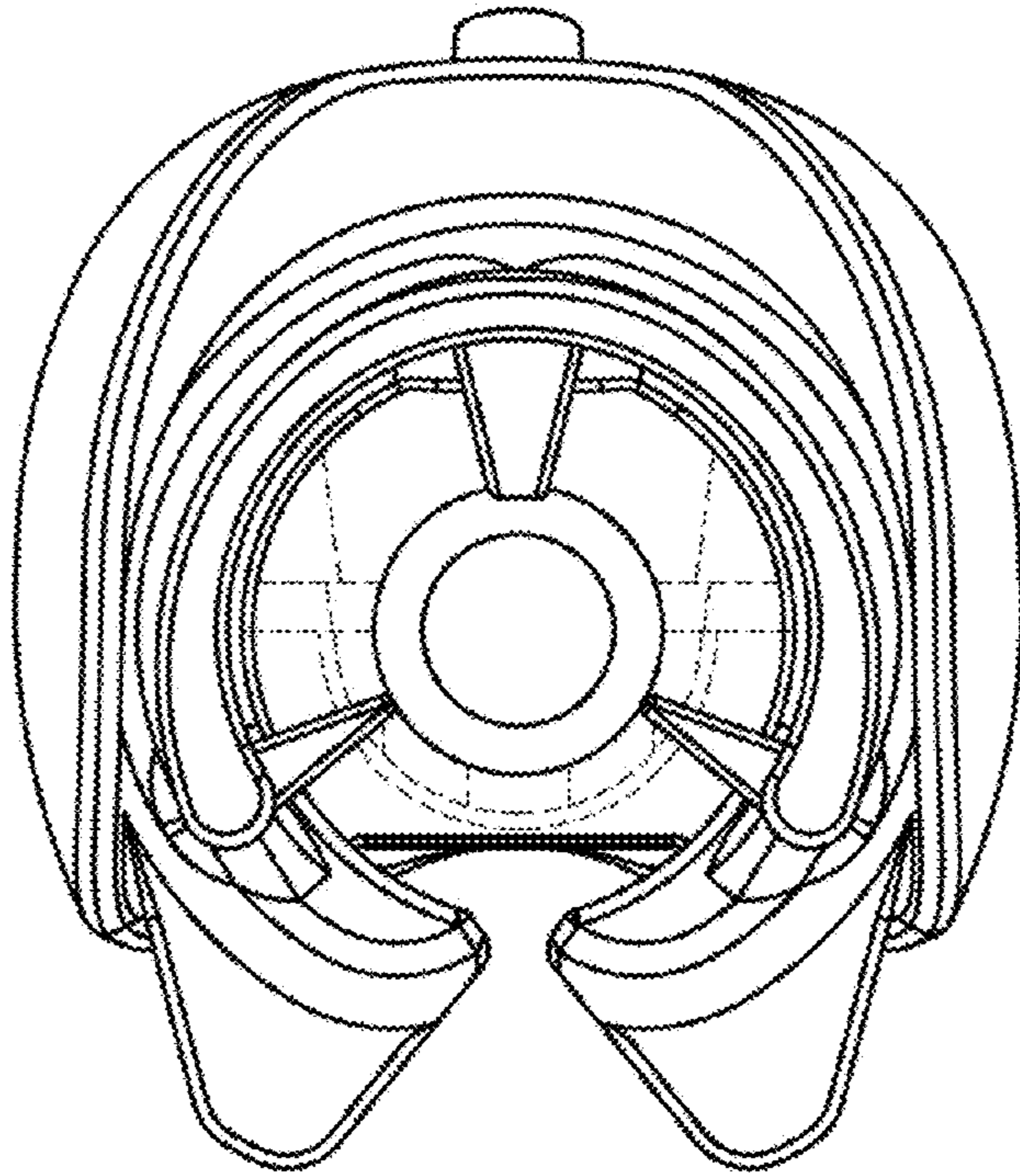


FIG. 7

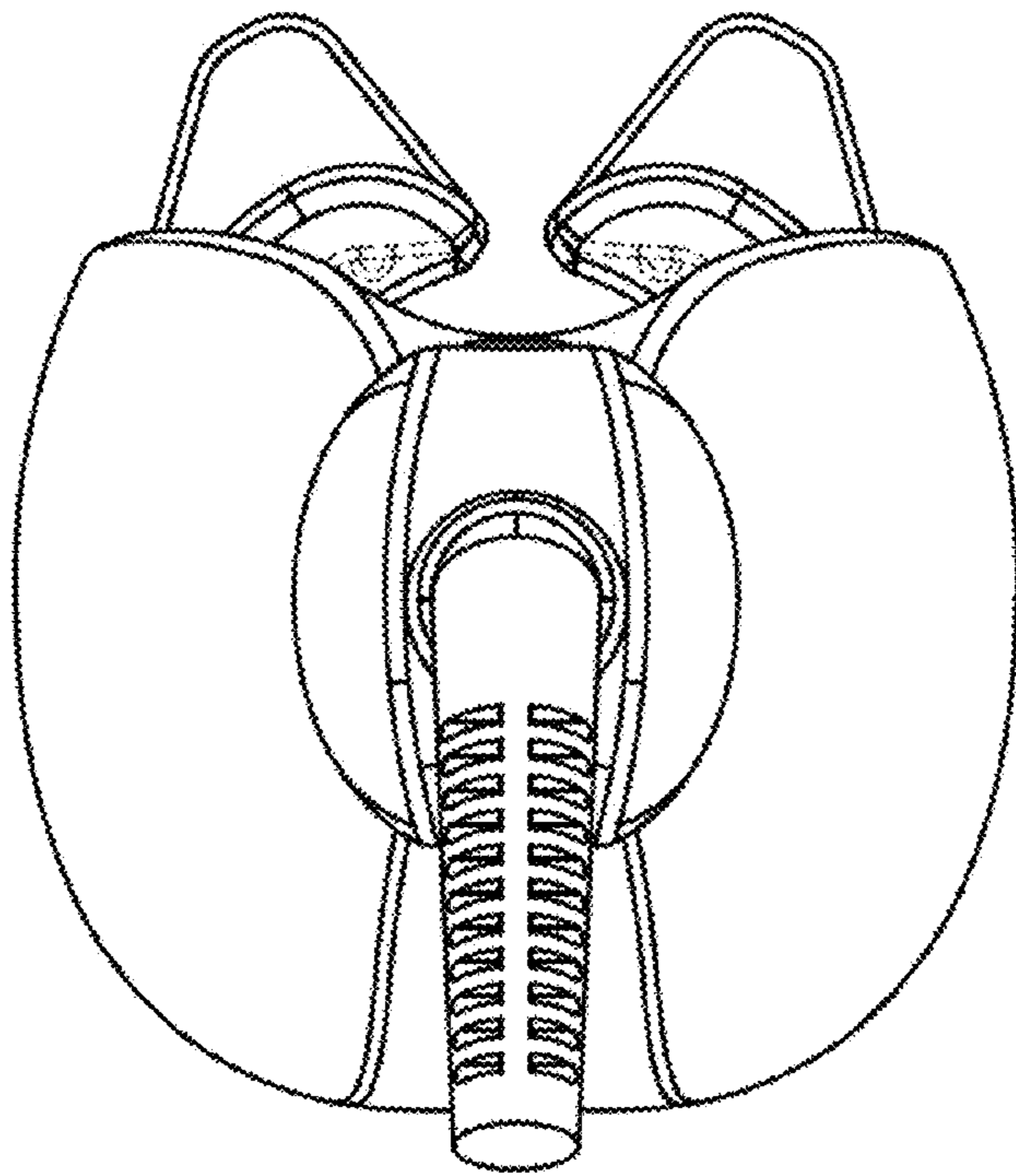


FIG. 8

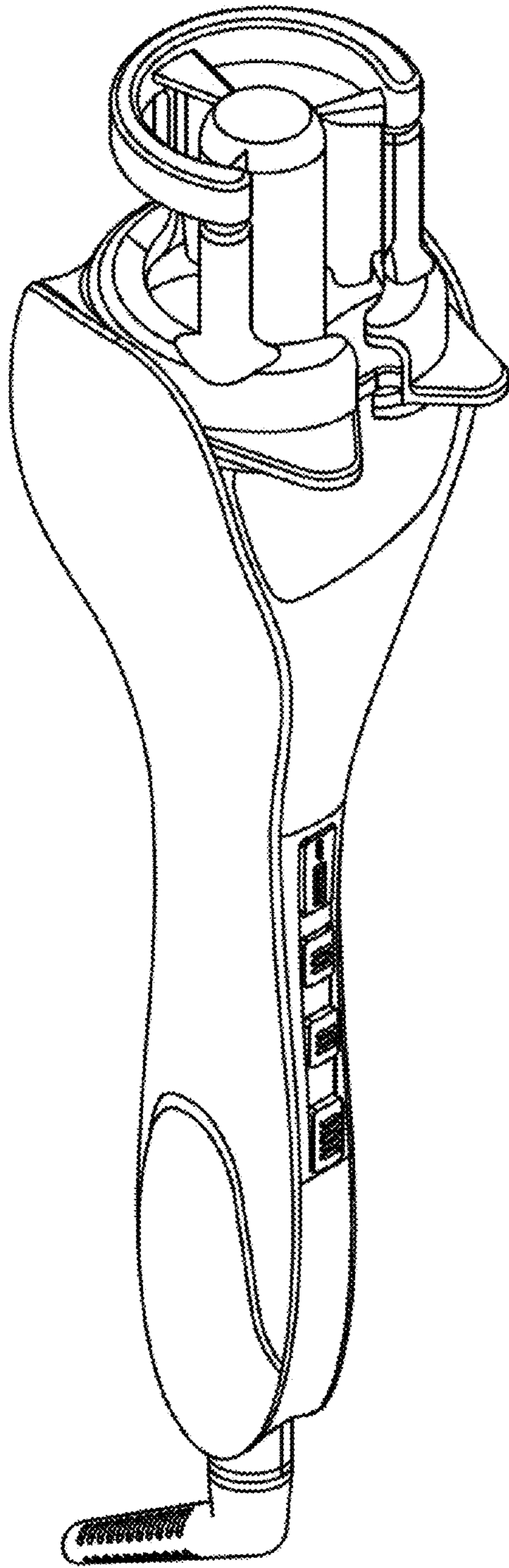


FIG. 9