



US00D743577S

(12) **United States Design Patent**
Thornburg, II

(10) **Patent No.:** **US D743,577 S**

(45) **Date of Patent:** **** Nov. 17, 2015**

(54) **UNIVERSAL INSULATING FENCE POST**

52/153

(71) Applicant: **Spirit Manufacturing, Inc.**, Stanford,
KY (US)

2,821,365	A	1/1958	Lach	
D245,792	S	9/1977	Dougherty	
D639,585	S	*	6/2011	Shen D25/126
8,286,925	B1	10/2012	White, Jr.	
D725,297	S	*	3/2015	Taylor D25/126
2002/0000542	A1	1/2002	Gerst	
2003/0136953	A1	7/2003	Phillips et al.	

(72) Inventor: **Douglas Thornburg, II**, Stanford, KY
(US)

(**) Term: **15 Years**

* cited by examiner

(21) Appl. No.: **29/535,546**

Primary Examiner — Doris Clark

(22) Filed: **Aug. 7, 2015**

(74) *Attorney, Agent, or Firm* — Michael Coblenz

(51) **LOC (10) Cl.** **25-01**

(57) **CLAIM**

(52) **U.S. Cl.**
USPC **D25/126**

The ornamental design for a universal insulating fence post,
as shown and described.

(58) **Field of Classification Search**

DESCRIPTION

USPC D25/126
CPC H01B 17/145; E04H 17/06; E04H 17/10;
E04H 17/12; E04H 17/1426; E04H 12/2215
See application file for complete search history.

FIG. 1 is a perspective view of a universal insulating fence
post;

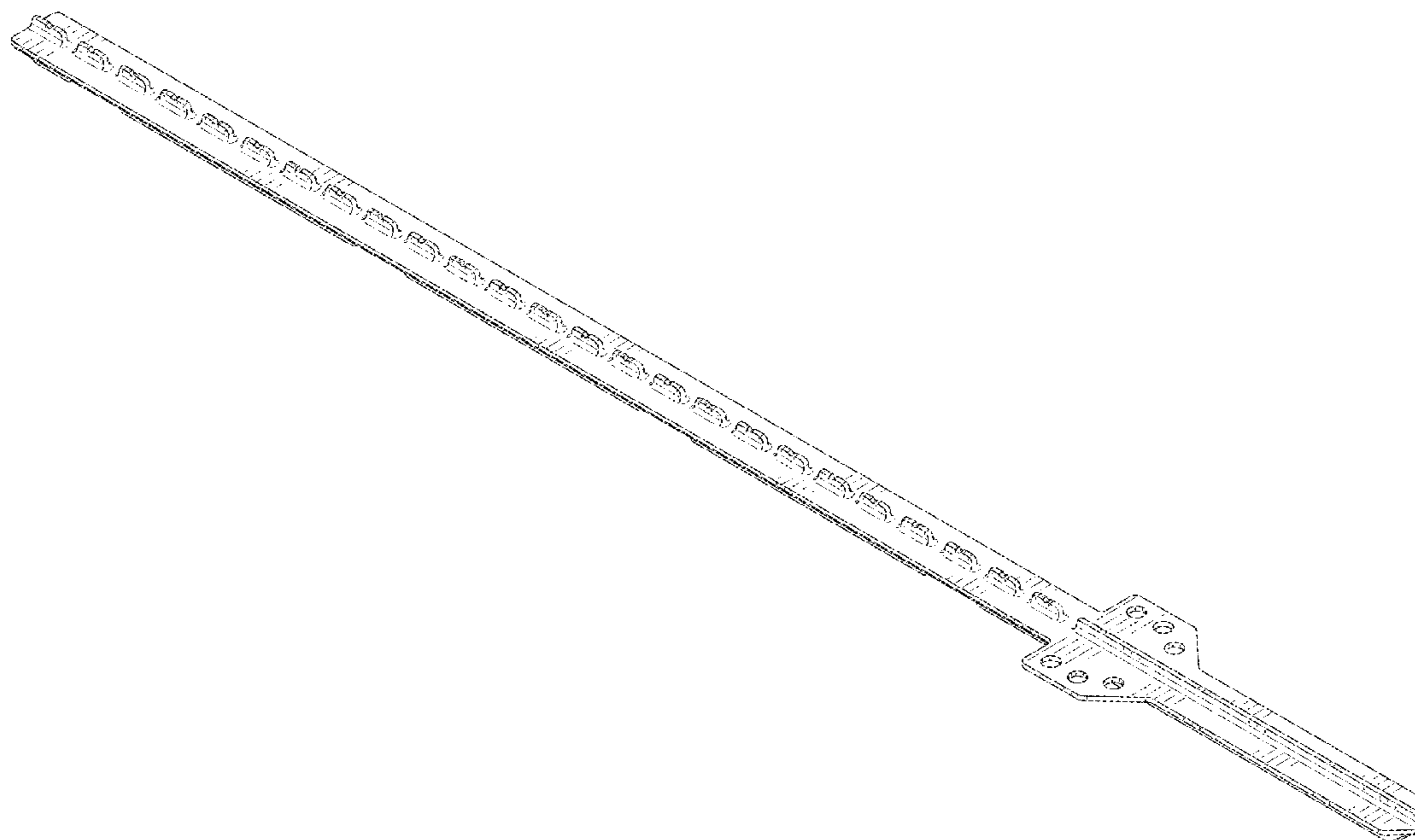
(56) **References Cited**

U.S. PATENT DOCUMENTS

1,437,057	A	*	11/1922	Holland	E04H 12/2215
						256/58
1,964,404	A	*	6/1934	Lynch	E04H 17/10
						256/48
1,965,994	A	*	7/1934	Sommer	E04H 12/2215

FIG. 2 is a front view thereof;
FIG. 3 is a back view thereof;
FIG. 4 is a right side view thereof;
FIG. 5 is a left side view thereof;
FIG. 6 is a bottom view thereof; and,
FIG. 7 is a top view thereof.

1 Claim, 4 Drawing Sheets



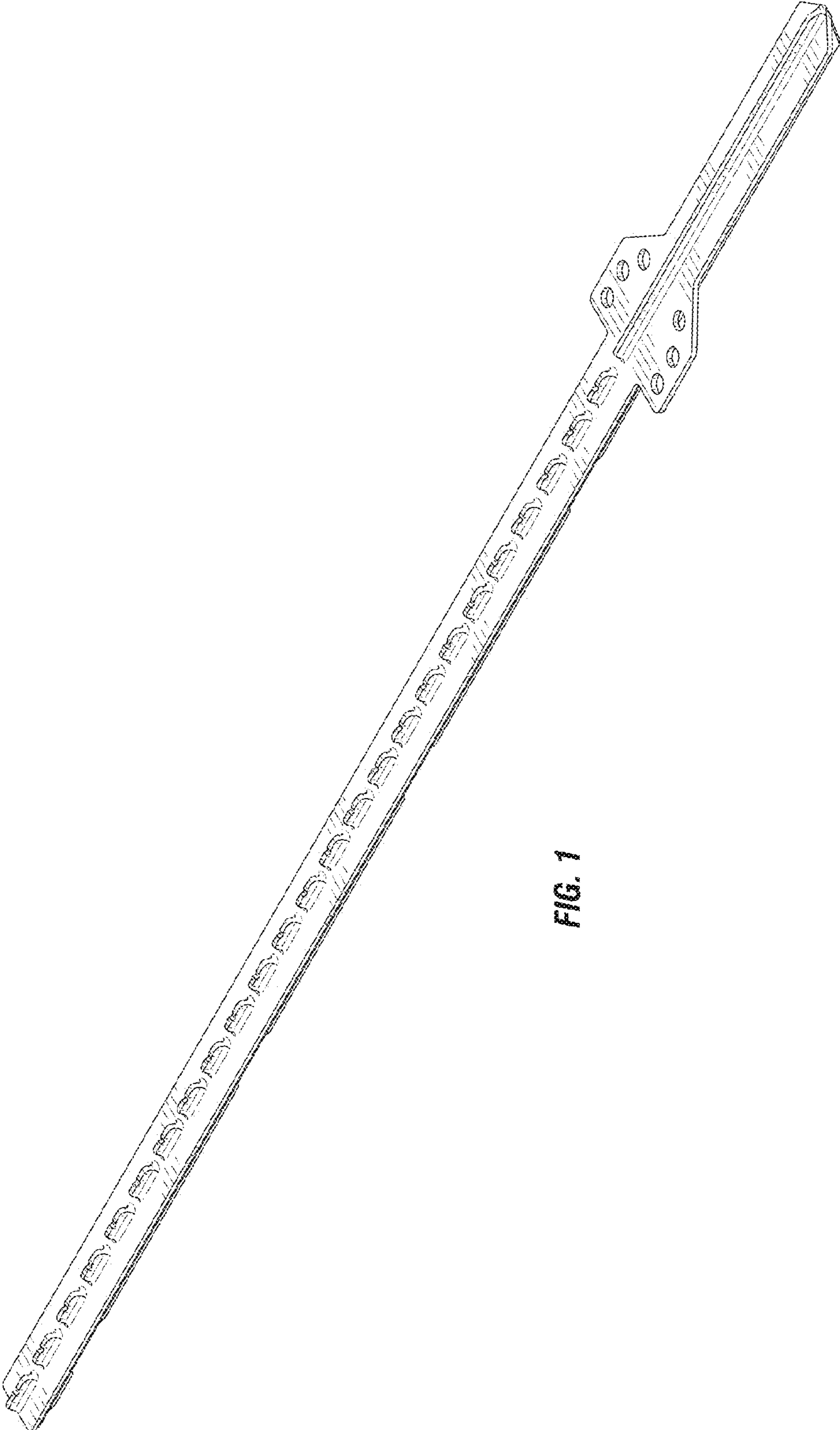


FIG. 1

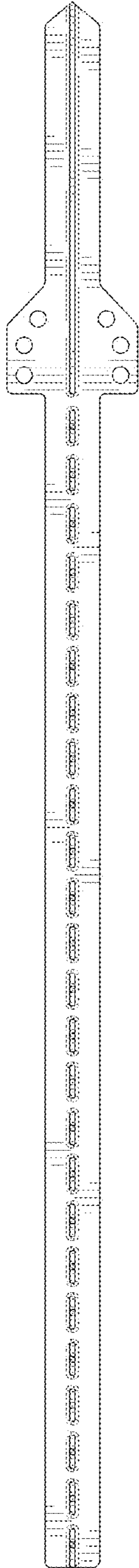


FIG. 2

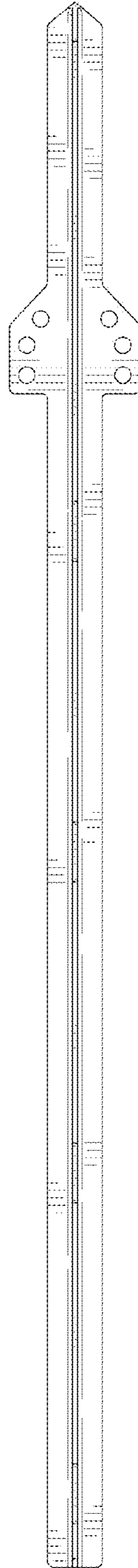


FIG. 3

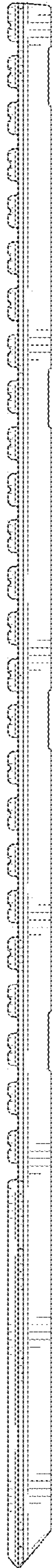


FIG. 4



FIG. 5

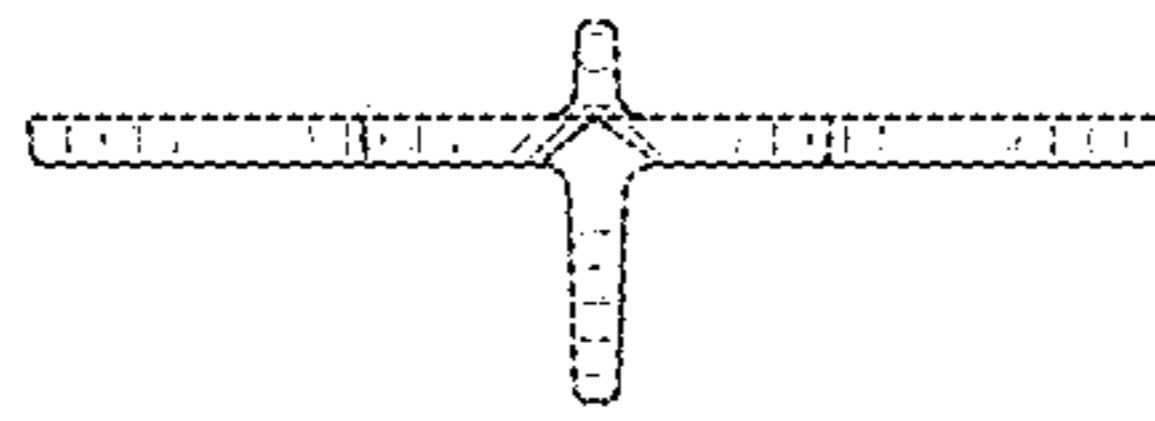


FIG. 6

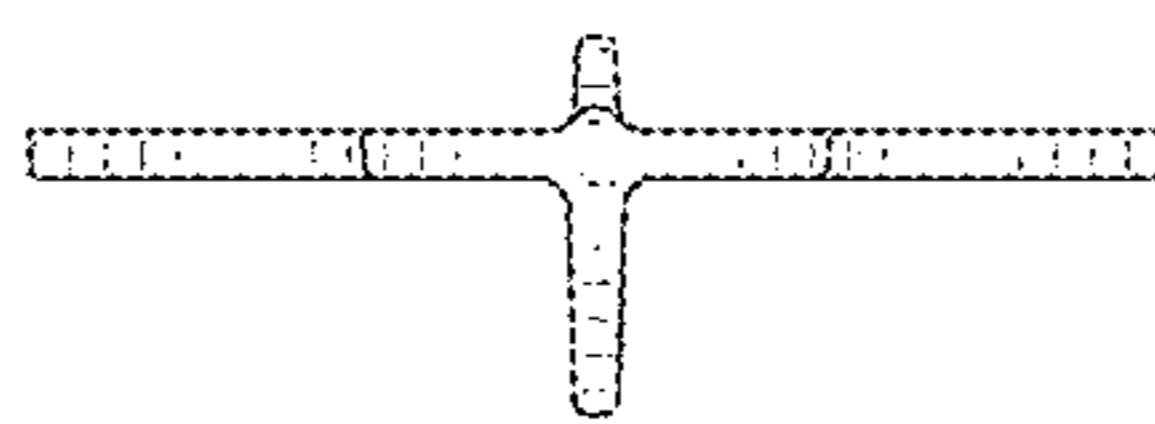


FIG. 7