



US00D743570S

(12) **United States Design Patent**
Cheung

(10) **Patent No.:** **US D743,570 S**

(45) **Date of Patent:** **** *Nov. 17, 2015**

(54) **CLASSIC RABBIT VIBRATOR**

(71) Applicant: **Brandcore Ltd.**, Tortola (VG)

(72) Inventor: **Lai Lam Cheung**, Ma On Shan (HK)

(73) Assignee: **BRANDCORE LTD.**, Tortola (VG)

(*) Notice: This patent is subject to a terminal disclaimer.

(**) Term: **14 Years**

(21) Appl. No.: **29/517,422**

(22) Filed: **Feb. 12, 2015**

(51) **LOC (10) Cl.** **28-03**

(52) **U.S. Cl.**
USPC **D24/215**

(58) **Field of Classification Search**
USPC D24/200, 211, 212, 213, 214, 215;
601/19, 27-32, 46, 49, 52, DIG. 12,
601/DIG. 14, DIG. 15, DIG. 16, DIG. 17, 48
CPC A61H 2201/0153; A61H 2201/0207;
A61H 2201/0263; A61H 2201/0111; A61H
2201/1253; A61H 2205/082; A61H 2205/085;
A61H 15/0085; A61H 19/00; A61H 19/30;
A61H 19/32; A61H 19/40; A61H 19/44;
A61H 19/50

See application file for complete search history.

(56) **References Cited**

U.S. PATENT DOCUMENTS

6,190,307	B1 *	2/2001	Tsai	600/38
D606,208	S *	12/2009	Nan et al.	D24/215
D652,526	S *	1/2012	Peddicord	D24/215
D653,350	S *	1/2012	Chen	D24/215
D670,398	S *	11/2012	Peddicord	D24/215
D670,399	S *	11/2012	Peddicord	D24/215
D681,219	S *	4/2013	Chen	D24/215
D681,220	S *	4/2013	Chen	D24/215

D681,223	S *	4/2013	Chen	D24/215
D685,917	S *	7/2013	Chen	D24/215
D685,918	S *	7/2013	Chen	D24/215
D693,935	S *	11/2013	Chen	D24/215
D693,936	S *	11/2013	Chen	D24/215
D702,363	S *	4/2014	Tai	D24/215
D705,942	S *	5/2014	Hahr et al.	D24/215
D712,054	S *	8/2014	Tai	D24/215
2006/0069330	A1 *	3/2006	Nan	601/72
2009/0005714	A1 *	1/2009	Mecenero	601/46
2011/0034837	A1 *	2/2011	Lee	601/46
2011/0105837	A1 *	5/2011	Lee	600/38
2011/0230802	A1 *	9/2011	Nan	601/46
2012/0215141	A1 *	8/2012	Peddicord	601/46
2013/0110017	A1 *	5/2013	Imboden et al.	601/46
2013/0261385	A1 *	10/2013	Zipper	600/38
2013/0345501	A1 *	12/2013	O'Reilly	600/38

* cited by examiner

Primary Examiner — Sandra Snapp

(74) *Attorney, Agent, or Firm* — Richard E. Oney

(57) **CLAIM**

The ornamental design for a classic rabbit vibrator, as shown and described.

DESCRIPTION

FIG. 1 is a perspective view of a classic rabbit vibrator with the ornamental design;

FIG. 2 is a front elevation view of the classic rabbit vibrator of FIG. 1;

FIG. 3 is a rear elevation view of the classic rabbit vibrator of FIG. 1;

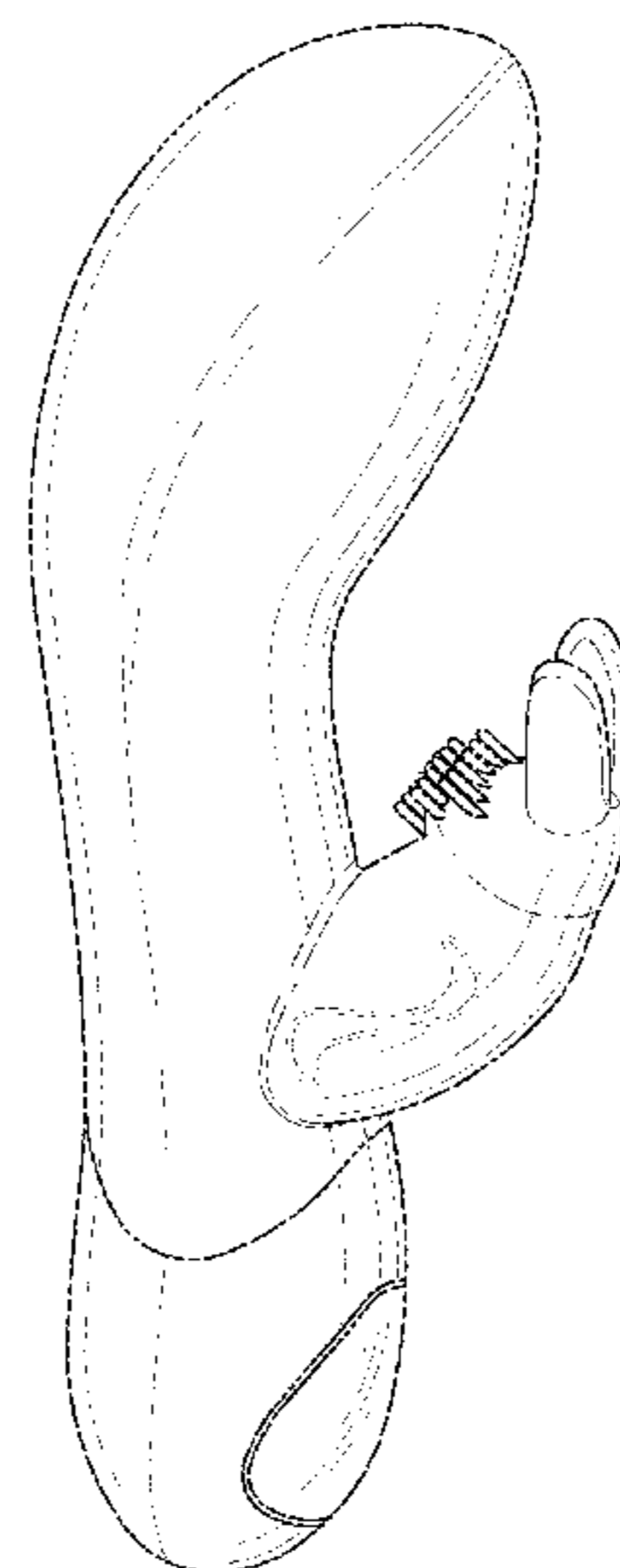
FIG. 4 is a side elevation view of the classic rabbit vibrator of FIG. 1;

FIG. 5 is a top plan view of the classic rabbit vibrator of FIG. 1; and,

FIG. 6 is a bottom plan view of the classic rabbit vibrator of FIG. 1.

The broken lines shown in the drawings are for illustrative purposes only and form no part of the claimed design.

1 Claim, 4 Drawing Sheets



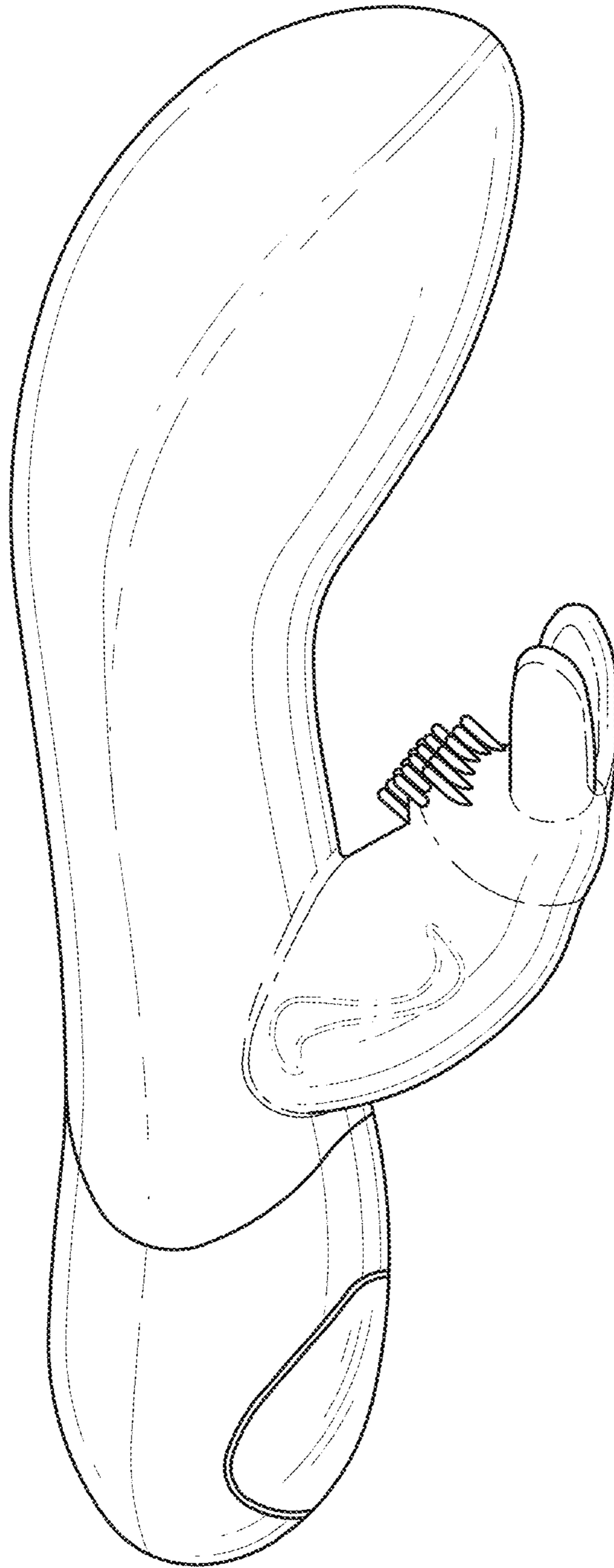


FIG. 1

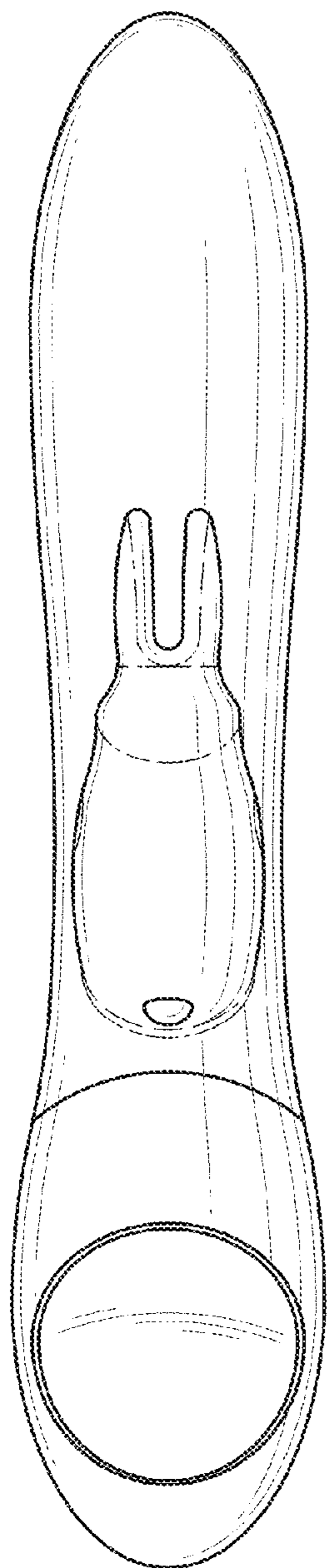


FIG. 2

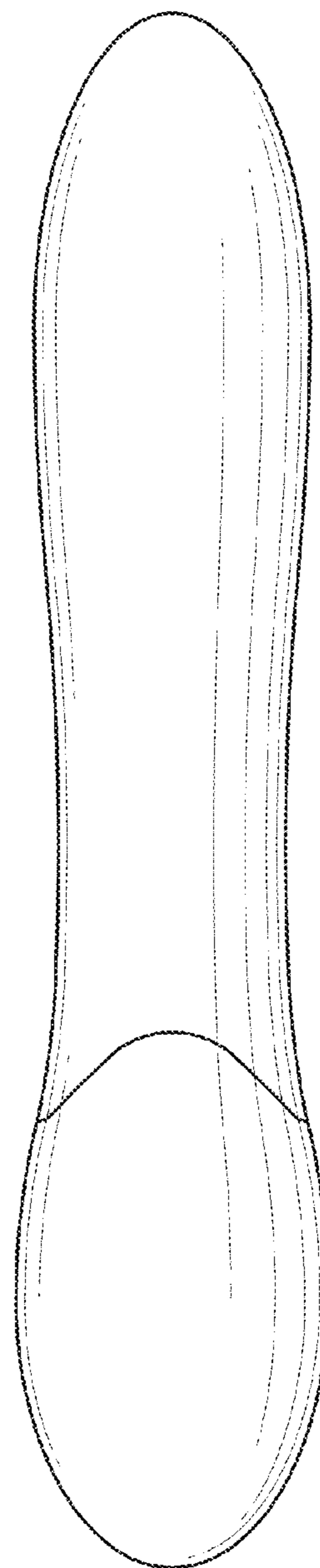


FIG. 3

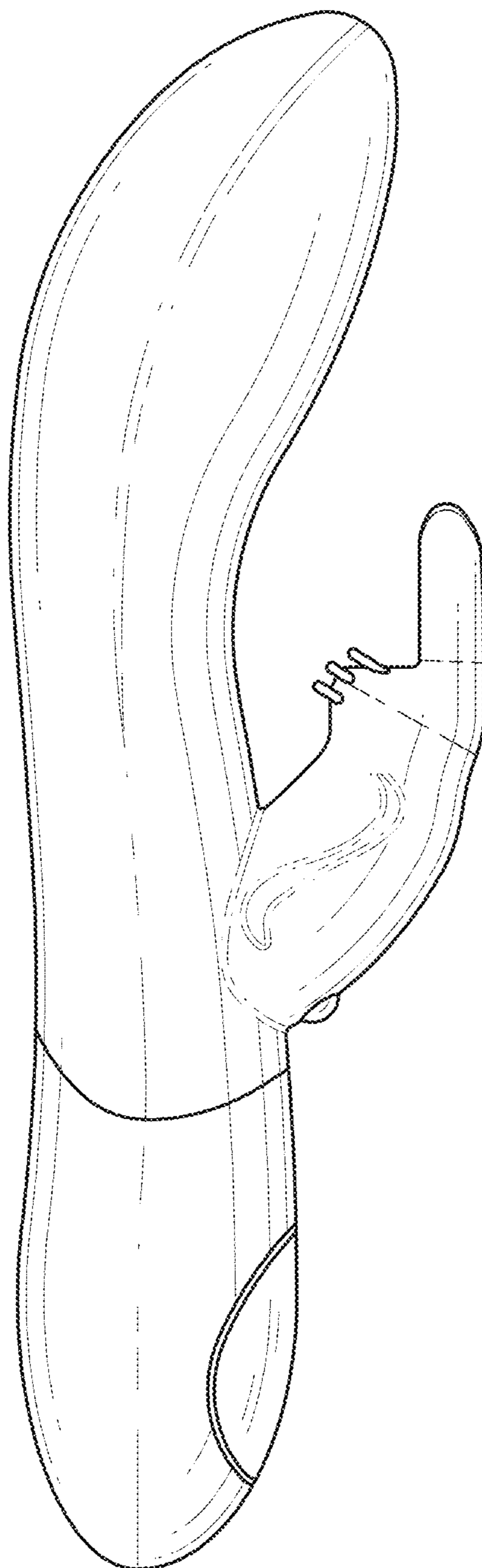


FIG. 4

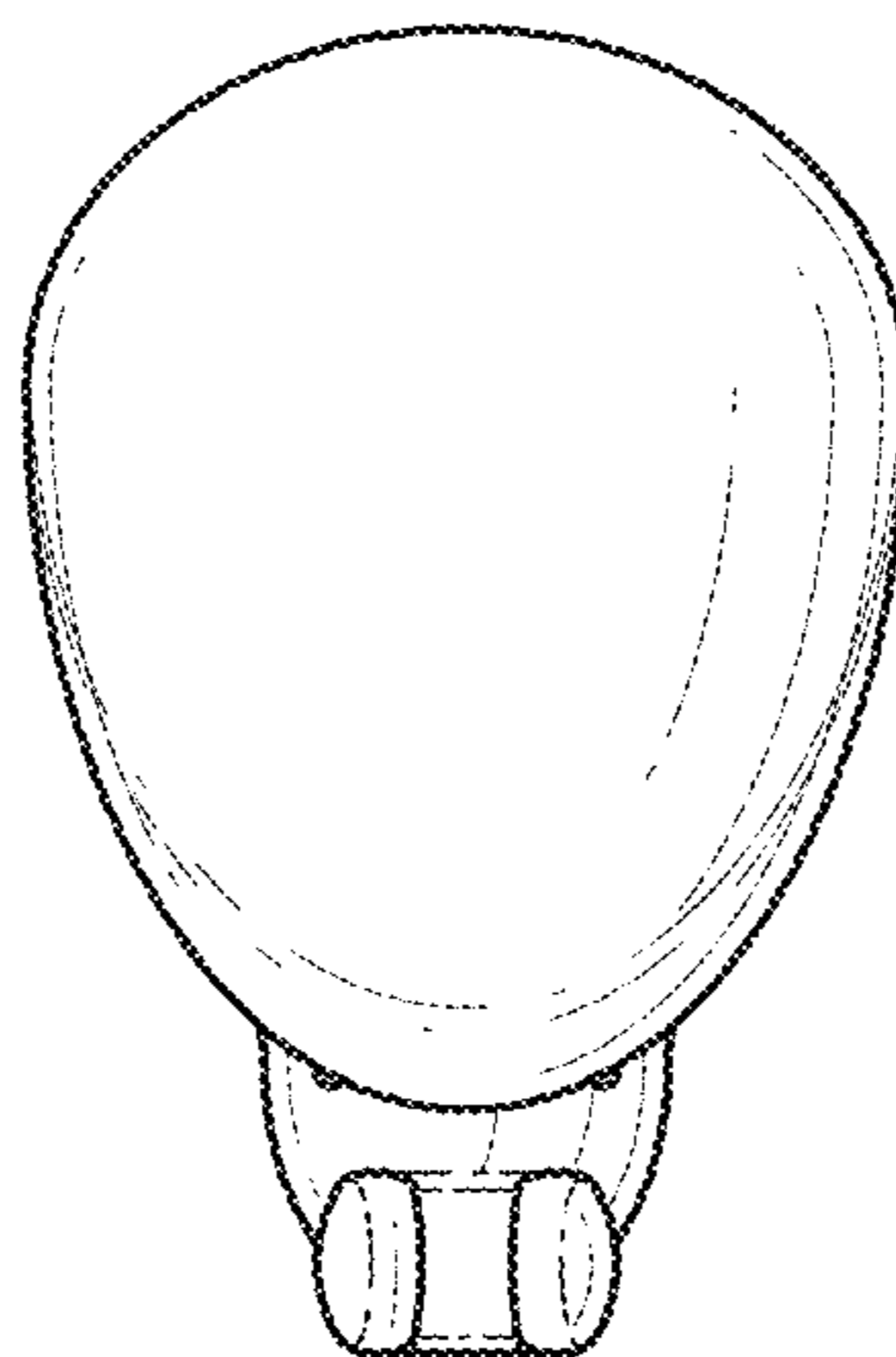


FIG. 5

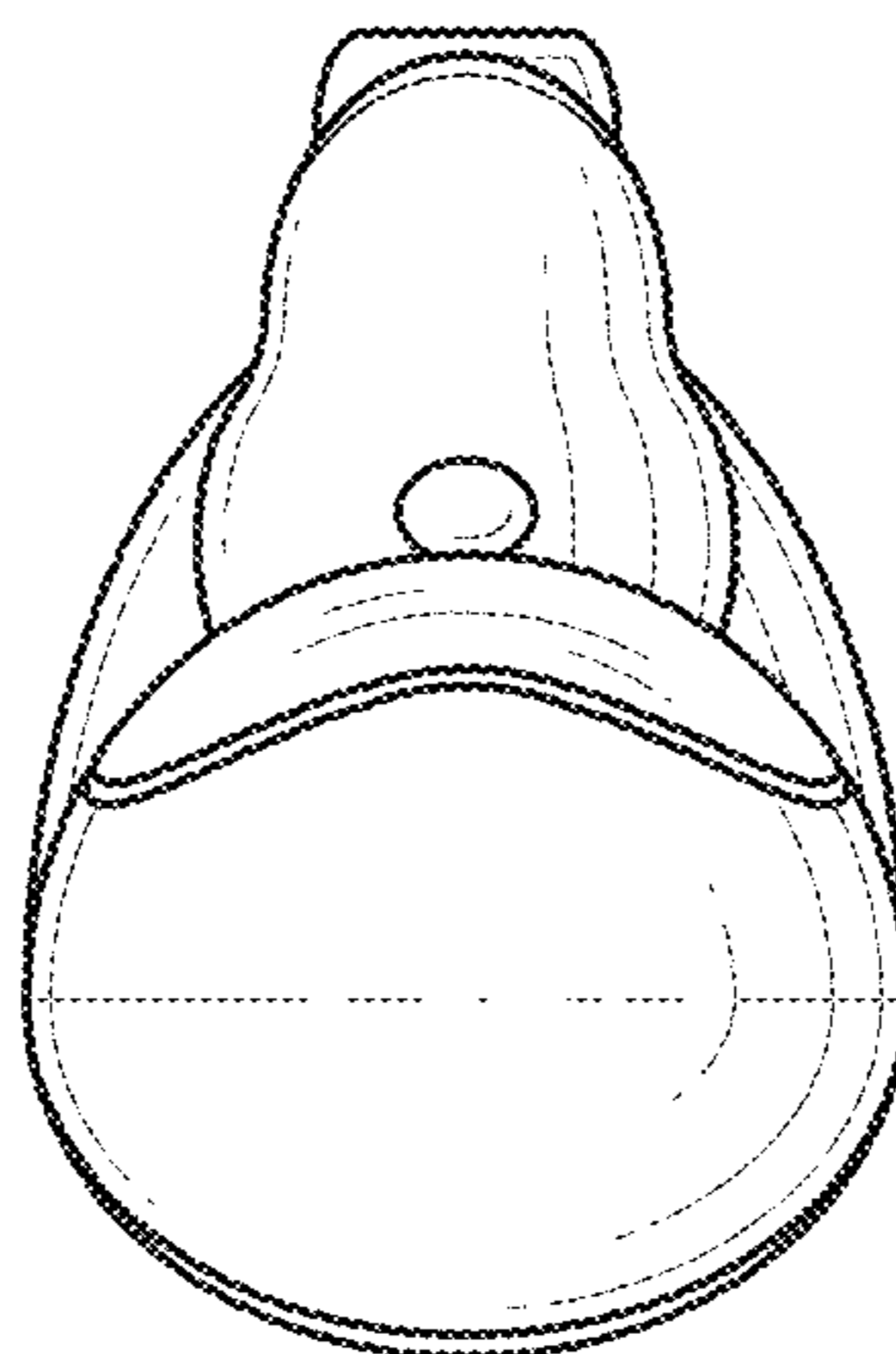


FIG. 6