



US00D743567S

(12) **United States Design Patent**
Higgins

(10) **Patent No.:** **US D743,567 S**

(45) **Date of Patent:** **** Nov. 17, 2015**

(54) **COMPRESSION PATELLA SLEEVE**

(71) Applicant: **ING SOURCE, INC.**, Hickory, NC (US)

(72) Inventor: **David B. Higgins**, Newton, NC (US)

(73) Assignee: **ING Source, Inc.**, Hickory, NC (US)

(**) Term: **14 Years**

(21) Appl. No.: **29/492,957**

(22) Filed: **Jun. 4, 2014**

(51) **LOC (10) Cl.** **24-04**

(52) **U.S. Cl.**
USPC **D24/190**

(58) **Field of Classification Search**
USPC D24/188, 189, 190; D29/120.1, 121.1; D2/894; D11/3
CPC A61H 9/0078; A61H 2209/00; A61H 2205/106; A61H 2201/1697; A61H 9/0092; A61H 2205/10; A61F 13/085; A61F 5/0123; A61F 5/0106; A61F 5/0109; A61F 2005/0176
See application file for complete search history.

(56) **References Cited**

U.S. PATENT DOCUMENTS

5,338,290	A *	8/1994	About	A61F 13/06
					602/62
6,080,124	A *	6/2000	Falk	A61F 5/34
					602/23
D435,911	S *	1/2001	Yeager	D24/206
D445,192	S *	7/2001	Rodgers	D24/192
D460,824	S *	7/2002	Ames	D24/190
6,485,448	B2 *	11/2002	Lamping	A61F 13/062
					602/1
D480,969	S *	10/2003	Owens	220/4.27
6,755,800	B2 *	6/2004	Weaver, II	A61F 13/108

					128/112.1
6,863,657	B1 *	3/2005	Clements	A61F 5/0106
					602/23
D523,240	S *	6/2006	Luke	D3/221
D533,774	S *	12/2006	Harper	D9/434
D604,191	S *	11/2009	Ohara	D11/3
D624,246	S *	9/2010	Houtz	D29/120.1
D663,075	S *	7/2012	Overton	D29/120.1
9,027,514	B2 *	5/2015	Kantor	A01K 11/00
					119/857
D731,345	S *	6/2015	Stewart	D11/3
2005/0240134	A1 *	10/2005	Brown	A61F 5/0106
					602/26

* cited by examiner

Primary Examiner — George D Kirschbaum

Assistant Examiner — Jennifer Watkins

(74) *Attorney, Agent, or Firm* — Schwartz Law Firm, P.C.

(57) **CLAIM**

I claim the ornamental design for a compression patella sleeve, as shown and described.

DESCRIPTION

FIG. 1 is a perspective view of a compression patella sleeve, as worn on the leg of a user;

FIG. 2 is a front view of the compression patella sleeve;

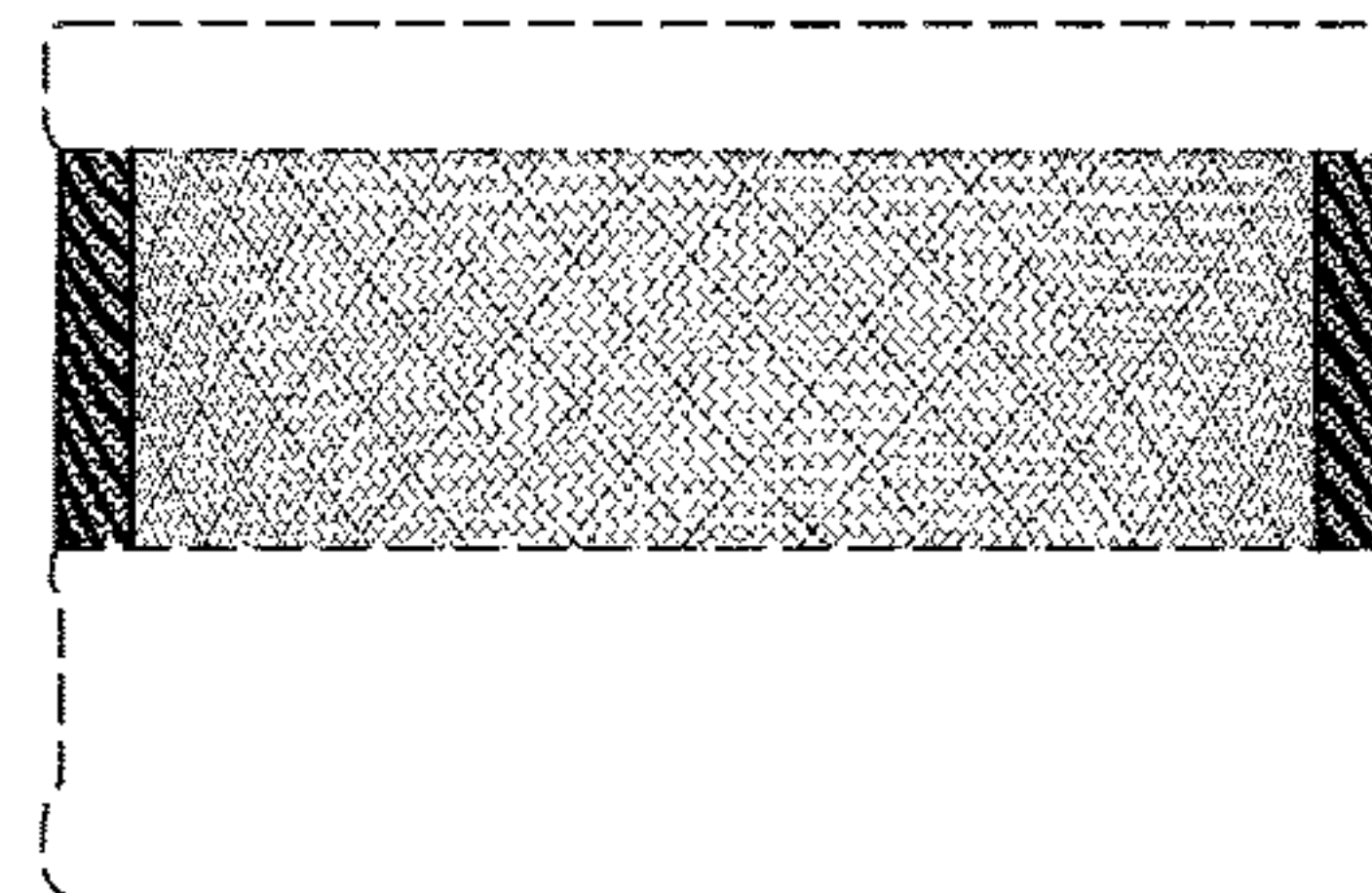
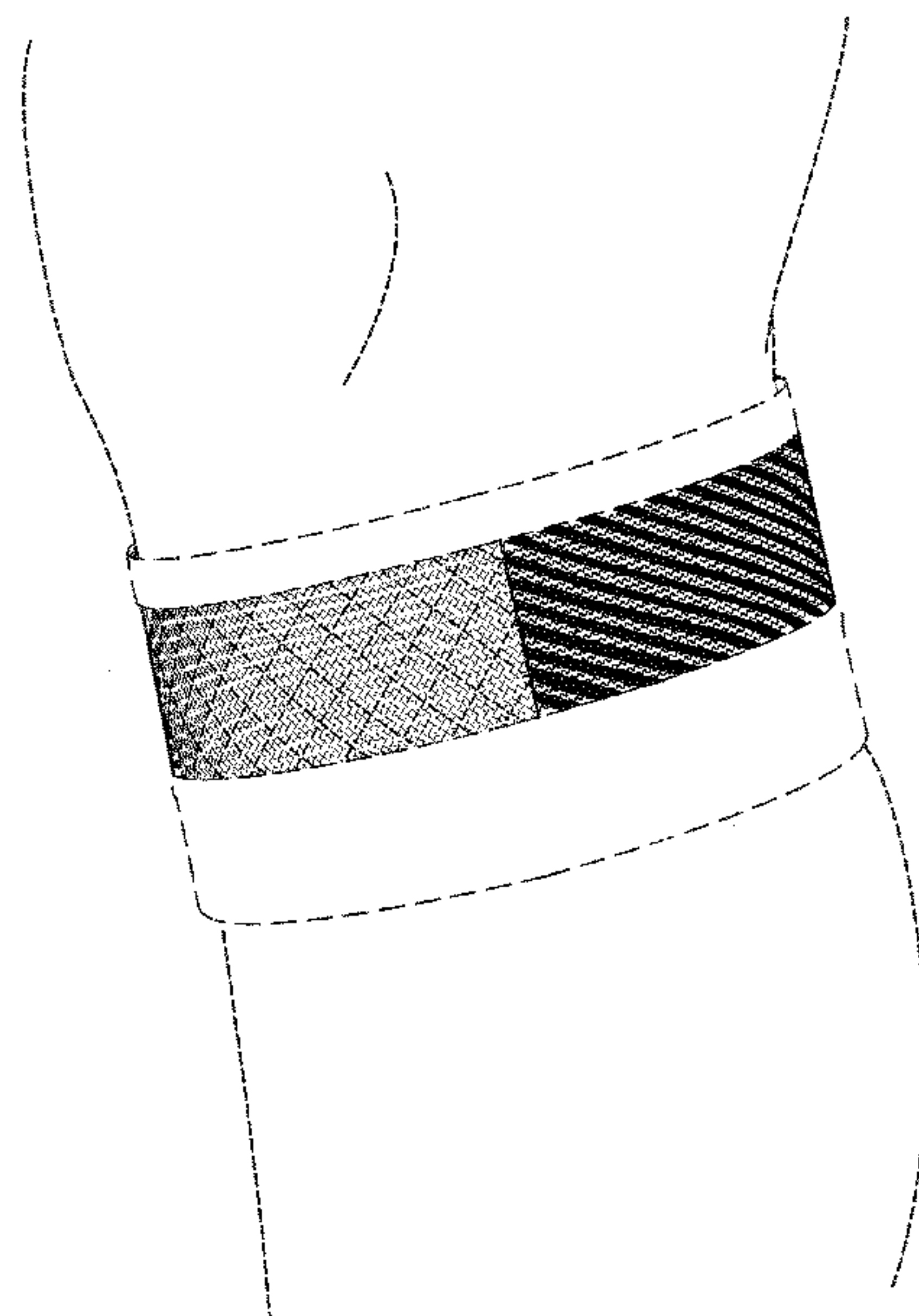
FIG. 3 is a rear view of the compression patella sleeve;

FIG. 4 is a left side view of the compression patella sleeve; and,

FIG. 5 is a right side view of the compression patella sleeve.

The broken line showing of a human leg in FIG. 1 is for the purpose of showing environment which forms no part of the claim. The broken line showing on the compression patella sleeve is for the purpose of illustrating portions of the sleeve which form no part of the claim. The patterns on the sleeve represent claimed yarn and thread contrast.

1 Claim, 3 Drawing Sheets



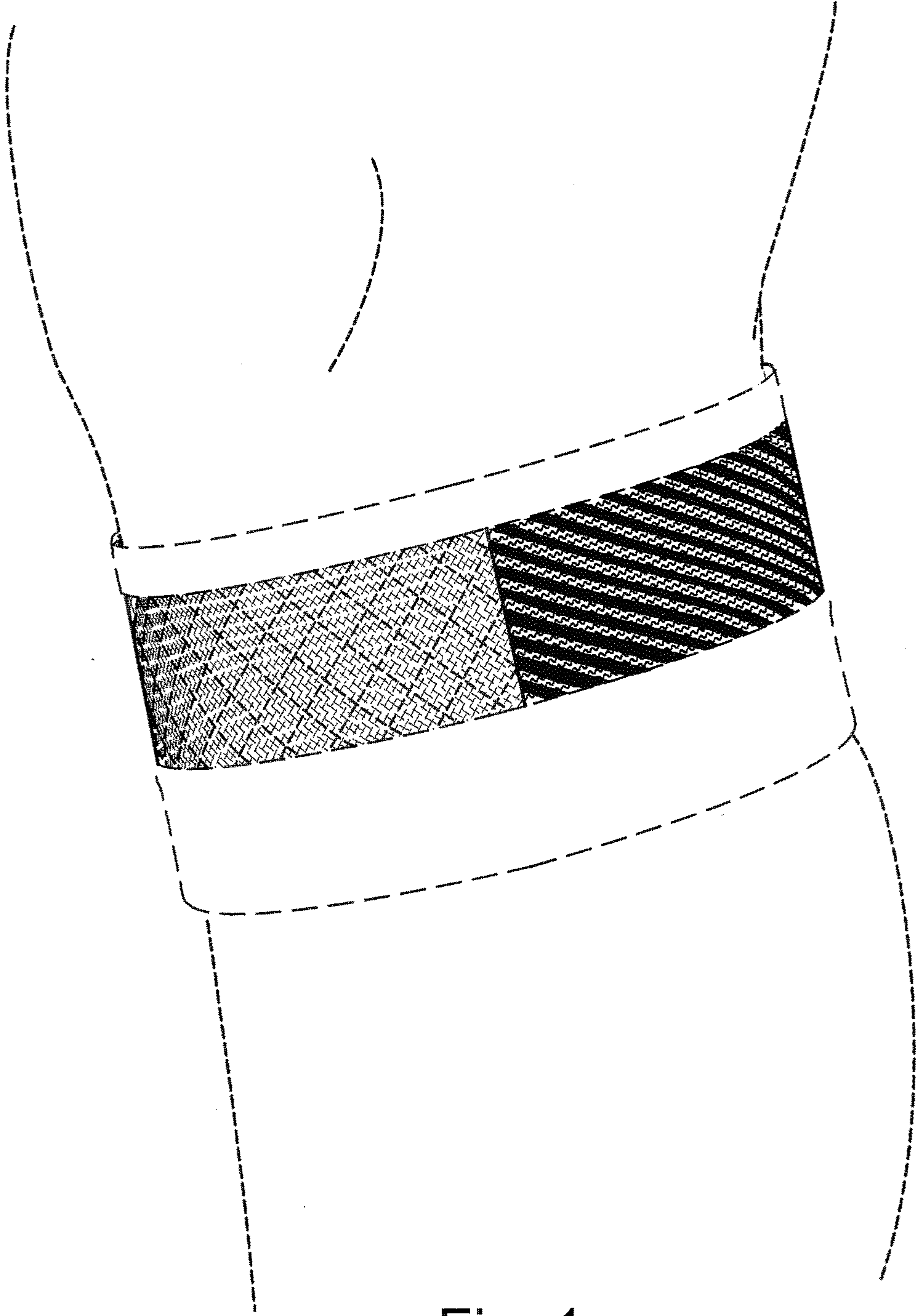


Fig. 1

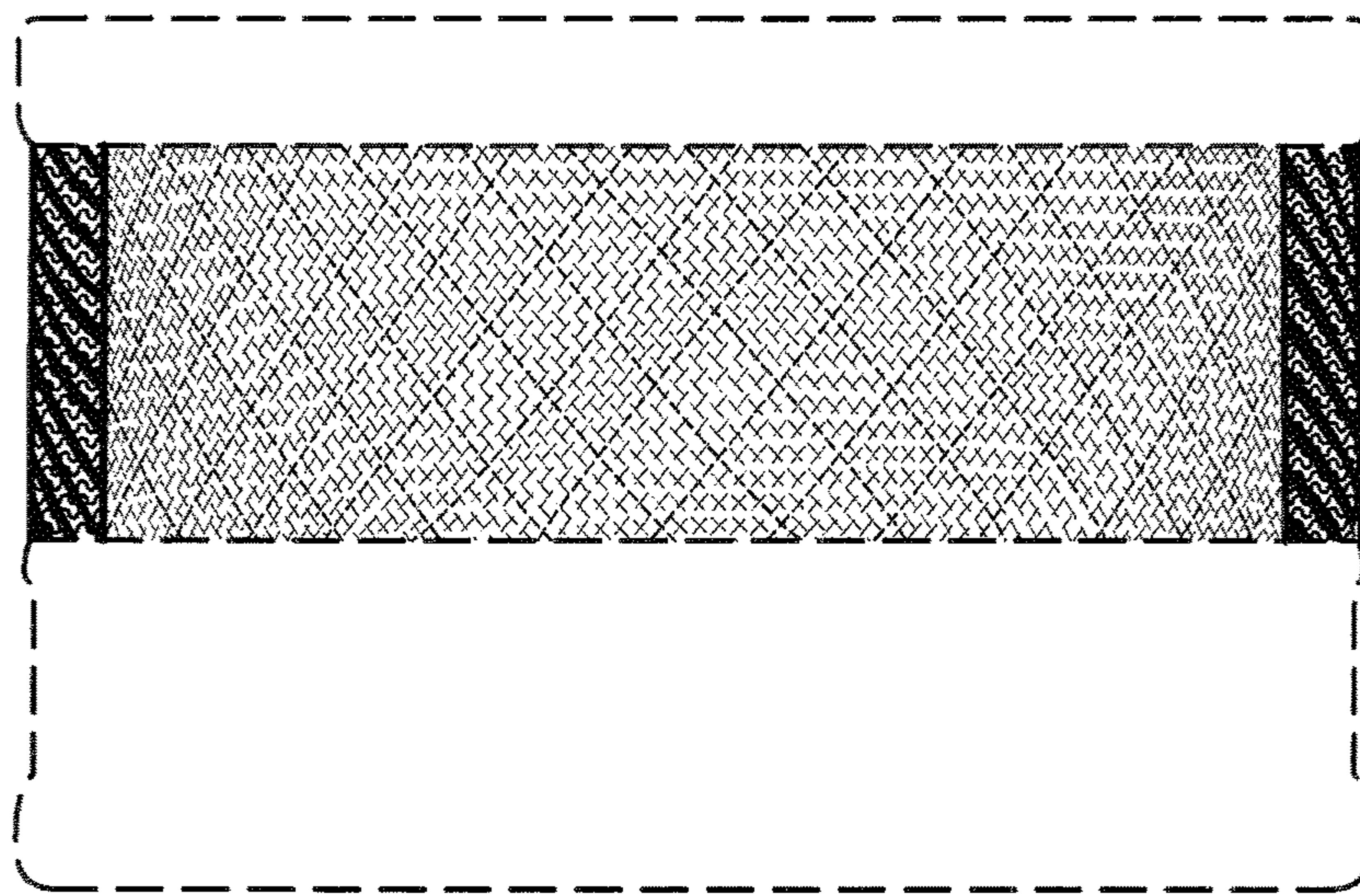


Fig. 2




Fig. 3

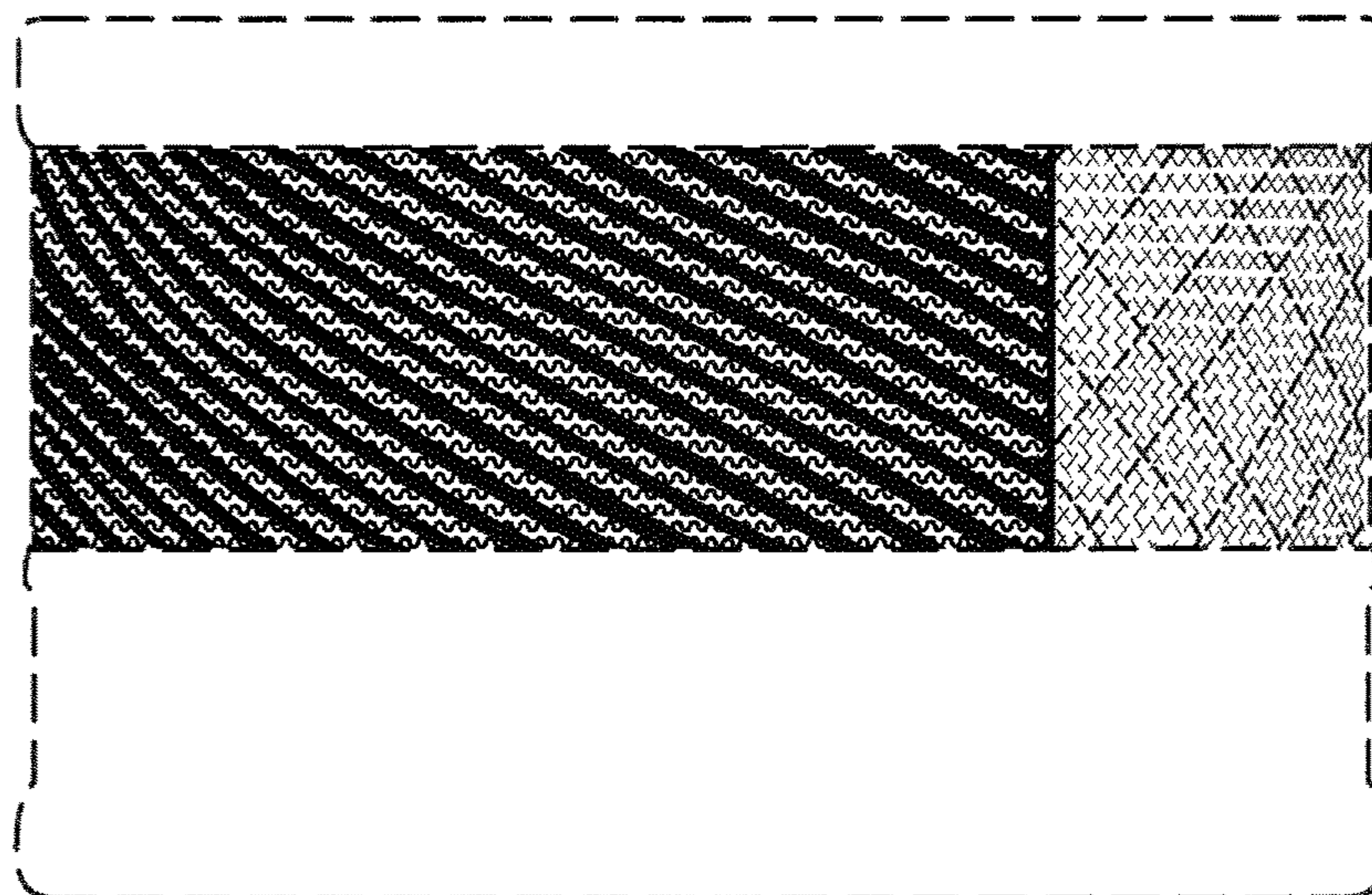


Fig. 4

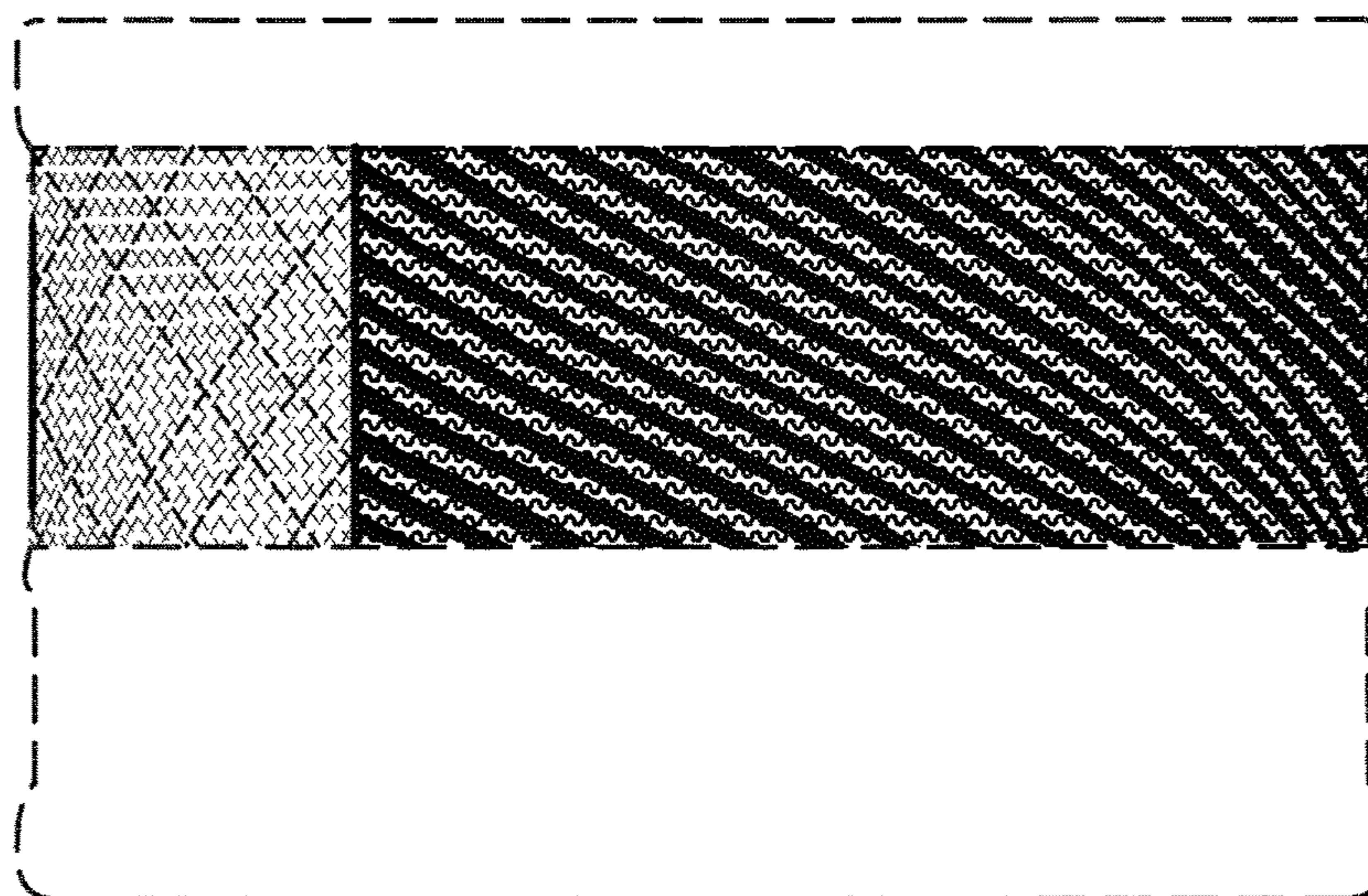


Fig. 5