



US00D743566S

(12) **United States Design Patent**  
**Arbesman**

(10) **Patent No.:** **US D743,566 S**

(45) **Date of Patent:** **\*\* Nov. 17, 2015**

(54) **ADHESIVE BRACE WITH LOCATING WINDOW**

(71) Applicant: **Ray Arbesman**, Toronto (CA)

(72) Inventor: **Ray Arbesman**, Toronto (CA)

(73) Assignee: **SPIDERTECH INC.**, Toronto (CA)

(\*\*) Term: **14 Years**

(21) Appl. No.: **29/470,112**

(22) Filed: **Oct. 17, 2013**

(30) **Foreign Application Priority Data**

May 8, 2013 (CA) ..... 151026

(51) **LOC (10) Cl.** ..... **24-04**

(52) **U.S. Cl.**  
USPC ..... **D24/190; D24/189**

(58) **Field of Classification Search**  
USPC ..... D24/189-192, 200, 206; 601/151-152;  
602/1-2, 4-8, 13, 19-23, 26, 41, 54,  
602/57, 62, 75; 128/845, 870, 894, DIG. 20;  
606/202

CPC . A61F 3/023; A61F 13/0253; A61F 5/05825;  
A61F 13/0259; A61F 13/0273; A61F 13/062  
See application file for complete search history.

(56) **References Cited**

**U.S. PATENT DOCUMENTS**

2,310,082 A	2/1943	Holbrooke
2,321,363 A	6/1943	Crowley
2,349,709 A	5/1944	Evans
2,399,545 A	4/1946	Davis
2,415,276 A	2/1947	Buckley et al.
2,508,855 A	5/1950	Brown
2,592,801 A	4/1952	Hanington
2,740,403 A	4/1956	Schueler
2,861,006 A	11/1958	Salditt

2,940,868 A	6/1960	Patchell
3,199,548 A	8/1965	Conant
3,529,597 A	9/1970	Pfaffenberger
3,618,754 A	11/1971	Hoey
3,677,250 A	7/1972	Thomas
3,853,598 A	12/1974	Raguse

(Continued)

**FOREIGN PATENT DOCUMENTS**

CA	2578927 A1	8/2008
EP	0741998 A2	11/1996

(Continued)

**OTHER PUBLICATIONS**

A.M. Cools, E.E. Witvrouw, L.A. Danneels, and D.C. Cambier, Does Taping Influence Electromyographic Muscle Activity in the Scapular Rotators in Healthy Shoulders, 2002, p. 154-162, vol. 7(3).

(Continued)

*Primary Examiner* — George D Kirschbaum

*Assistant Examiner* — Jennifer Watkins

(74) *Attorney, Agent, or Firm* — Patterson & Sheridan, LLP

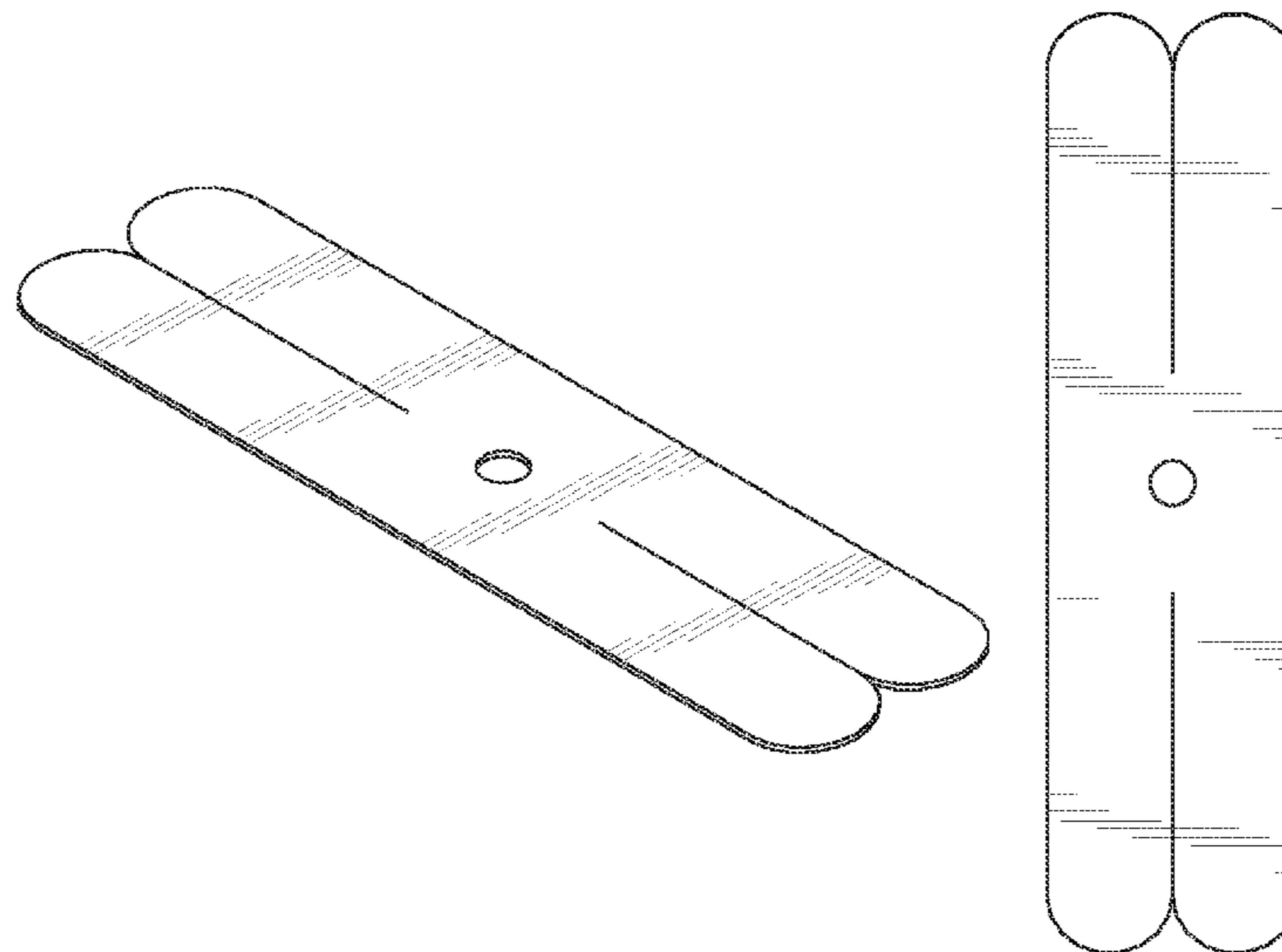
(57) **CLAIM**

The ornamental design for an adhesive brace with locating window, as shown and described.

**DESCRIPTION**

FIG. 1 is a top perspective view of an adhesive brace with locating window showing my new design;  
FIG. 2 is a top plan view thereof;  
FIG. 3 is a side elevational view thereof;  
FIG. 4 is a bottom plan view thereof;  
FIG. 5 is an end elevational view thereof; and,  
FIG. 6 is a perspective view thereof when in use.  
The broken lines illustrate environmental structure and form no part of the claimed design.

**1 Claim, 2 Drawing Sheets**



(56)

References Cited

U.S. PATENT DOCUMENTS

3,971,374 A 7/1976 Wagner  
 3,989,041 A 11/1976 Davies  
 4,207,885 A 6/1980 Hampton et al.  
 4,236,550 A 12/1980 Braun et al.  
 4,345,590 A 8/1982 Nakajima  
 4,424,808 A 1/1984 Schafer et al.  
 4,485,809 A 12/1984 Dellas  
 4,665,909 A 5/1987 Trainor  
 4,699,133 A 10/1987 Schafer et al.  
 4,702,948 A 10/1987 Sieber-Gadient  
 4,734,320 A 3/1988 Ohira et al.  
 4,737,400 A 4/1988 Edison et al.  
 4,891,040 A 1/1990 Nagai et al.  
 5,047,285 A 9/1991 Ward  
 5,139,476 A 8/1992 Peters  
 D330,255 S 10/1992 Nelson, Jr.  
 D335,718 S 5/1993 Maglica et al.  
 5,279,891 A 1/1994 Ward  
 5,480,708 A 1/1996 Cheng  
 D382,343 S \* 8/1997 Wandell et al. .... D24/189  
 5,711,312 A \* 1/1998 Staudinger ..... 128/845  
 5,749,843 A 5/1998 Miller  
 5,792,091 A \* 8/1998 Staudinger ..... 602/57  
 5,795,834 A 8/1998 Deeb et al.  
 5,827,213 A 10/1998 Jensen  
 5,853,750 A 12/1998 Dietz et al.  
 5,861,348 A 1/1999 Kase  
 6,048,806 A 4/2000 Deeb et al.  
 D430,295 S 8/2000 Ierulli  
 6,120,470 A \* 9/2000 Bodenschatz et al. .... 602/20  
 6,277,458 B1 8/2001 Dirksing et al.  
 6,447,470 B2 \* 9/2002 Bodenschatz et al. .... 602/75  
 6,455,752 B1 9/2002 Vesey  
 6,512,158 B1 1/2003 Dobos  
 6,849,057 B2 2/2005 Satou et al.  
 D573,714 S \* 7/2008 Bybee et al. .... D24/190  
 7,419,476 B2 \* 9/2008 Oohira et al. .... 602/65  
 D607,114 S 12/2009 Arbesman et al.  
 D608,007 S 1/2010 Arbesman et al.  
 D608,893 S 1/2010 Arbesman et al.  
 D608,894 S 1/2010 Arbesman et al.  
 D608,896 S 1/2010 Arbesman et al.  
 D612,507 S 3/2010 Arbesman et al.  
 D612,944 S \* 3/2010 Arbesman et al. .... D24/190  
 D613,415 S 4/2010 Arbesman et al.  
 D616,553 S 5/2010 Arbesman et al.  
 D616,554 S 5/2010 Arbesman et al.  
 D621,051 S 8/2010 Kase et al.  
 D621,052 S 8/2010 Kase  
 D621,053 S 8/2010 Kase  
 D621,054 S 8/2010 Kase  
 D625,422 S 10/2010 Arbesman et al.  
 D625,828 S 10/2010 Arbesman et al.  
 D625,829 S \* 10/2010 Arbesman et al. .... D24/192  
 7,902,420 B2 3/2011 Kase  
 D639,962 S 6/2011 Kase  
 D639,963 S 6/2011 Kase  
 D639,964 S 6/2011 Kase  
 D641,083 S 7/2011 Kase  
 D663,432 S \* 7/2012 Nichols ..... D24/190  
 D674,098 S 1/2013 Nichols  
 D679,405 S \* 4/2013 Arbesman ..... D24/190  
 D696,400 S 12/2013 Brogden et al.  
 D698,928 S 2/2014 Tsuruta et al.  
 8,742,196 B2 6/2014 Arbesman et al.  
 2001/0056252 A1 12/2001 Bodenschatz et al.  
 2003/0069530 A1 4/2003 Satou et al.  
 2003/0102239 A1 6/2003 Beard  
 2003/0204159 A1 10/2003 Lawry  
 2005/0228323 A1 \* 10/2005 Tornai ..... 602/5  
 2006/0089583 A1 4/2006 Reinhardt  
 2006/0089585 A1 4/2006 Takemura et al.  
 2006/0143788 A1 \* 7/2006 Presswood ..... 2/181  
 2008/0154169 A1 6/2008 Kase  
 2010/0016771 A1 \* 1/2010 Arbesman et al. .... 602/5

2010/0047324 A1 2/2010 Fritz et al.  
 2010/0094191 A1 4/2010 Netsner et al.  
 2010/0106120 A1 4/2010 Holm  
 2010/0210988 A1 8/2010 Dallison et al.  
 2010/0298747 A1 \* 11/2010 Quinn ..... 602/1  
 2011/0275969 A1 11/2011 Quinn  
 2013/0334084 A1 \* 12/2013 Arbesman ..... 206/441  
 2014/0213956 A1 7/2014 Arbesman et al.

FOREIGN PATENT DOCUMENTS

EP 0769283 A1 4/1997  
 EP 1 716 829 A1 11/2006  
 JP 54-49197 4/1979  
 JP S58155879 A 9/1983  
 JP 61-257644 3/1986  
 JP 61-039135 12/1986  
 JP 63-135621 6/1988  
 JP 64-061534 3/1989  
 JP 64-040421 10/1989  
 JP 4-18512 2/1992  
 JP 04-92220 8/1992  
 JP 7-43330 8/1995  
 JP 08-112304 5/1996  
 JP 2000-245771 A 9/2000  
 JP 2001-000463 A 1/2001  
 JP 2001-104366 A 4/2001  
 JP 2002233545 A 8/2002  
 JP 3097985 U 9/2003  
 JP 2004248842 A 9/2004  
 JP 4-110723 B2 7/2008  
 WO 20111090904 A2 7/2011

OTHER PUBLICATIONS

Akuta Co., Ltd., "Maestro Kojy's Words of Encouragement—Go Into Business!" New—Hale, Sep. 2006.  
 Anna Slupik, Michael Dwornik, Dariusz Bialoszewski, and Amilia Zych, "Effect of Kinesio Taping on Bioelectrical Activity of Vastus Medialis Muscle Preliminary Report", Dec.-Nov. 2007, pp. 644-651, vol. 9.  
 Audrey Yasukawa, Payal Patel, and Charles Sisung, "Pilot Study: Investigating the Effects of Kinesio Taping in an Acute Pediatric Rehabilitation Setting", Jan.-Feb. 2006, pp. 104-110, vol. 60, No. 1.  
 Ayako Yoshida and Leamor Kahanov, "The Effect of Kinesio Taping on Lower Trunk Range of Motions", 2007, pp. 103-112, vol. 15.  
 Kinesio, Precut Back Support Application, website, 2012.  
 Berne Broudy, "Stuff we Like: Kinesiology Athletic Tape", Sep. 6, 2012.  
 Dariusz Bialoszewski, Weronika Wozniak, and Slawomir Zarek, Clinical Efficacy of Kinesiology Taping in Reducing Edema of the Lower Limbs in Patients Treated with the Ilizarov Method—Preliminary Report, 2009, pp. 46-54, vol. 11.  
 David M Selkowitz, Casey Chaney, Sandra J Stuckey, and Georgeanne Vlad, "The Effects of Scapular Taping on the Surface of Electromyographia Signal Amplitude of Shoulder Gridle Muscles During Upper Extremity Elevation in Individuals with Suspected Shoulder Impingement Syndrome", Nov. 2007, vol. 37, No. 11.  
 Dr. Dino Pappas, "Kinesiology Taping—Science Fiction or Science", Feb. 24, 2013.  
 Ewa Jaraczewska and Carol Long, "Kinesio Taping in Stroke: Improving Functional Use of the Upper Extremity in Hemiplegia", Summer 2006, pp. 31-42.  
 Han-Ju Tsai, Hsiu-Chuan Hung, Jing-Lan Yang, Chiun-Sheng Huang, and Jau-Yih Tsauo, "Could Kinesio Tape Replace the Bandage in Decongestive Lymphatic Therapy for Breast-Cancer-Related Lymphedema? A Pilot Study", 2009, pp. 1353-1360.  
 Associated Press, "After Olympic exposure, Kinesio tape sticks around", Sep. 22, 2008.  
 J.M. Greve, J.D. Rossi, W.Cossermelli, and Filho Ferriera, "Functional Rehabilitation of Degenerative Tendinous Injuries of the Shoulder", Mar.-Apr. 1991, vol. 46(2).  
 AMAZON.CO.UK, K-Active Advanced Pre-Cut Full Knee Kinesiology Tape—Blue, Customer Reviews, Mar. 10, 2013.  
 Kenzo Kase, Illustrated Kinesio Taping, 2005.



(56)

**References Cited**

## OTHER PUBLICATIONS

Kenzo Kase, Jim Wallis, and Tsuyoshi Kase, *Clinical Therapeutic Applications of the Kinesio Taping Method*, 2003.

Kenzo Kase, Tsuyaki Hashimoto, and Tomoki Okane, *Kinesio Taping Perfect Manual*, 1996.

Kinesio Tex Tape, website, May 8, 2008.

Mark D Thelen, James Dauber, and Paul D. Stoneman, "The Clinical Efficacy of Kinesio Tape for Shoulder Pain: A Randomized, Double-Blinded Clinical Trial", Jul. 2008, pp. 389-395, vol. 38, No. 7.

Michael B Miller, "Latrogenic and Nurisgenic Effects of Prolonged Immobilization of the Ill Aged", Jul. 1975, pp. 60-369, vol. XXIII, No. 7.

Naoko Aminaka and Phillip A. Gribble, *Patellar Taping*, 2008, pp. 21-28, vol. 43(1).

S O'Leary, M. Carroll, R. Mellor, A.Scott, and B. Vicenzino, "The Effect of Soft Tissue Deloading Tape on Thoracic Spine Pressure Pain Thresholds in Asymptomatic Subjects", 2002, pp. 150-153, vol. 7(3).

Steven B Purcell, Brynn E Shuckman, Carrie L Docherty, John Schrader, and Wendy Poppy, *Differences in Ankle Range of Motion Before and After Exercise in 2 Tape Conditions*, 2009, pp. 383-389, vol. 37, No. 2.

Tieh-Cheng Fu, Alice M.K. Wong, Yu-Cheng Pei, Katie P. Wu, Shih-Wei Chou, and Yin-Chou Lin, "Effect of Kinesio Taping on Muscle Strength in Athletes—A Pilot Study", 2008, pp. 198-201, vol. 11.

Wound Care Product Catalogue, Bsn Medical, Jan. 2013.

Yin-Hsin Hsu, Wen-Yin Chen, Hsiu-Chen Lin, Wendy T.J. Wang, and Yi-Fen Shih, "The Effects of Taping on Scapular Kinematics and Muscle Performanec in Baseball Players with Shoulder Impingement Syndrome", 2009, pp. 1092-1099.

Yuh-Hwan Liu, Shu-Min Chen, Chi-Yi Lin, Chung-I Huang, and Yung-Nien Sun, "Motion Tracking on Elbow Tissue from Ultrasonic Image Sequence for Patients with Lateral Epicondylitis", Aug. 23-26, 2007, pp. 95-98.

Pages 16-18 of texbook published in Taiwan on Oct. 10, 2007.

\* cited by examiner

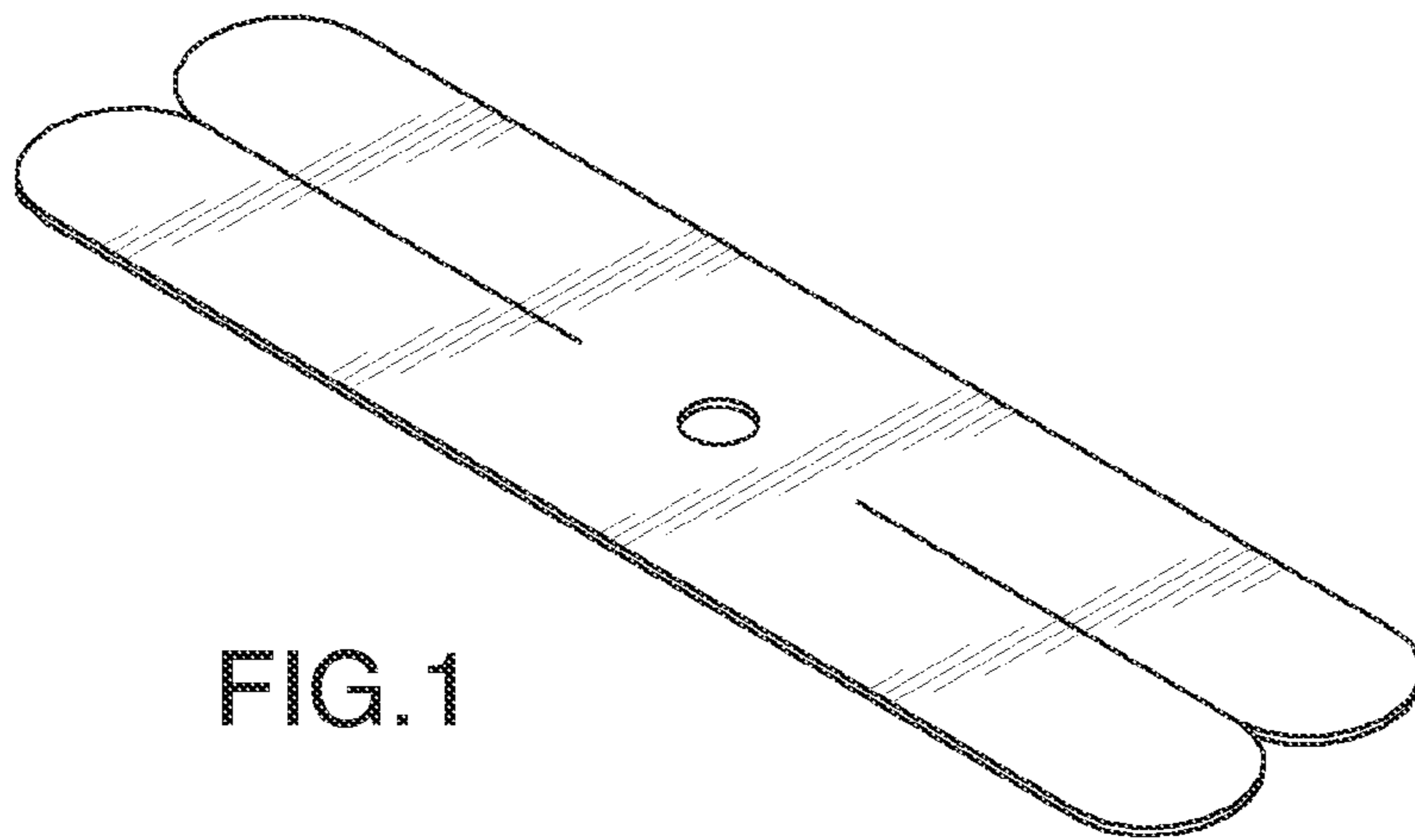


FIG. 1

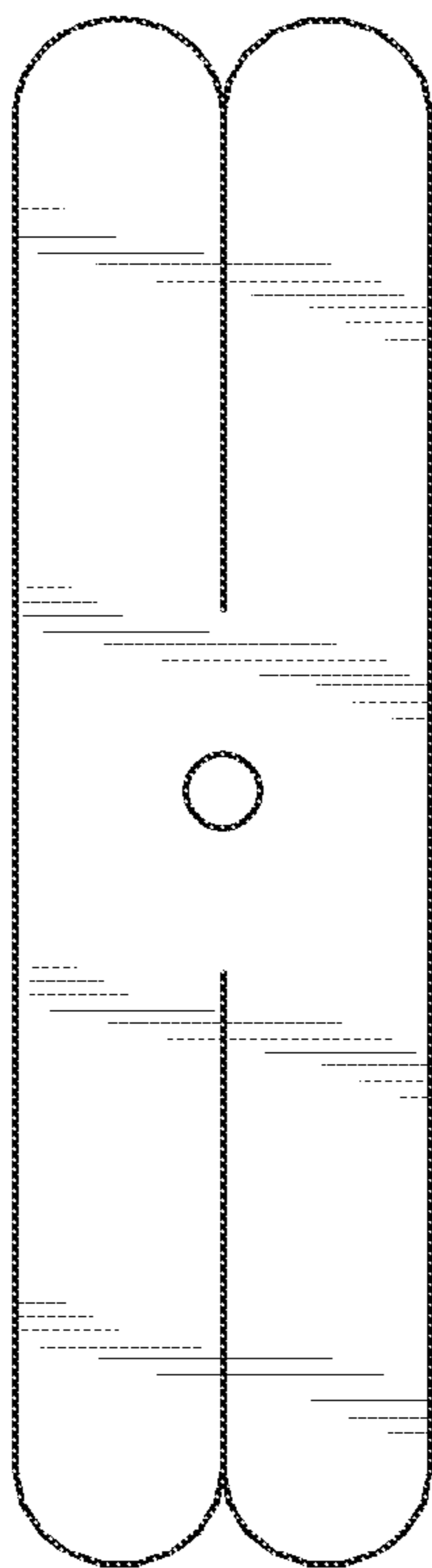


FIG. 2



FIG. 3

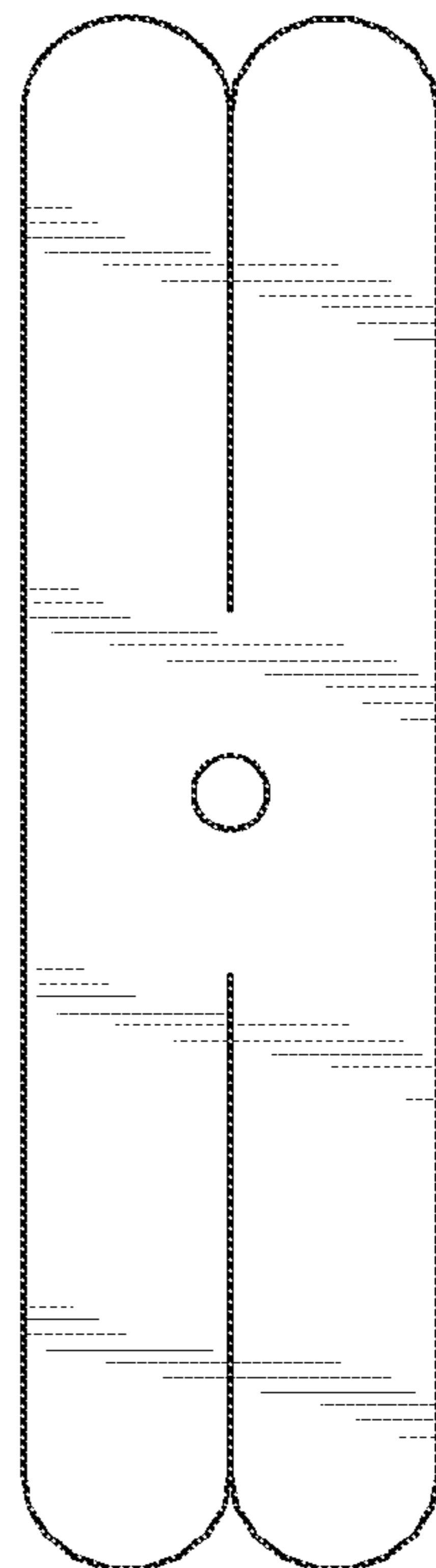


FIG. 4



FIG. 5

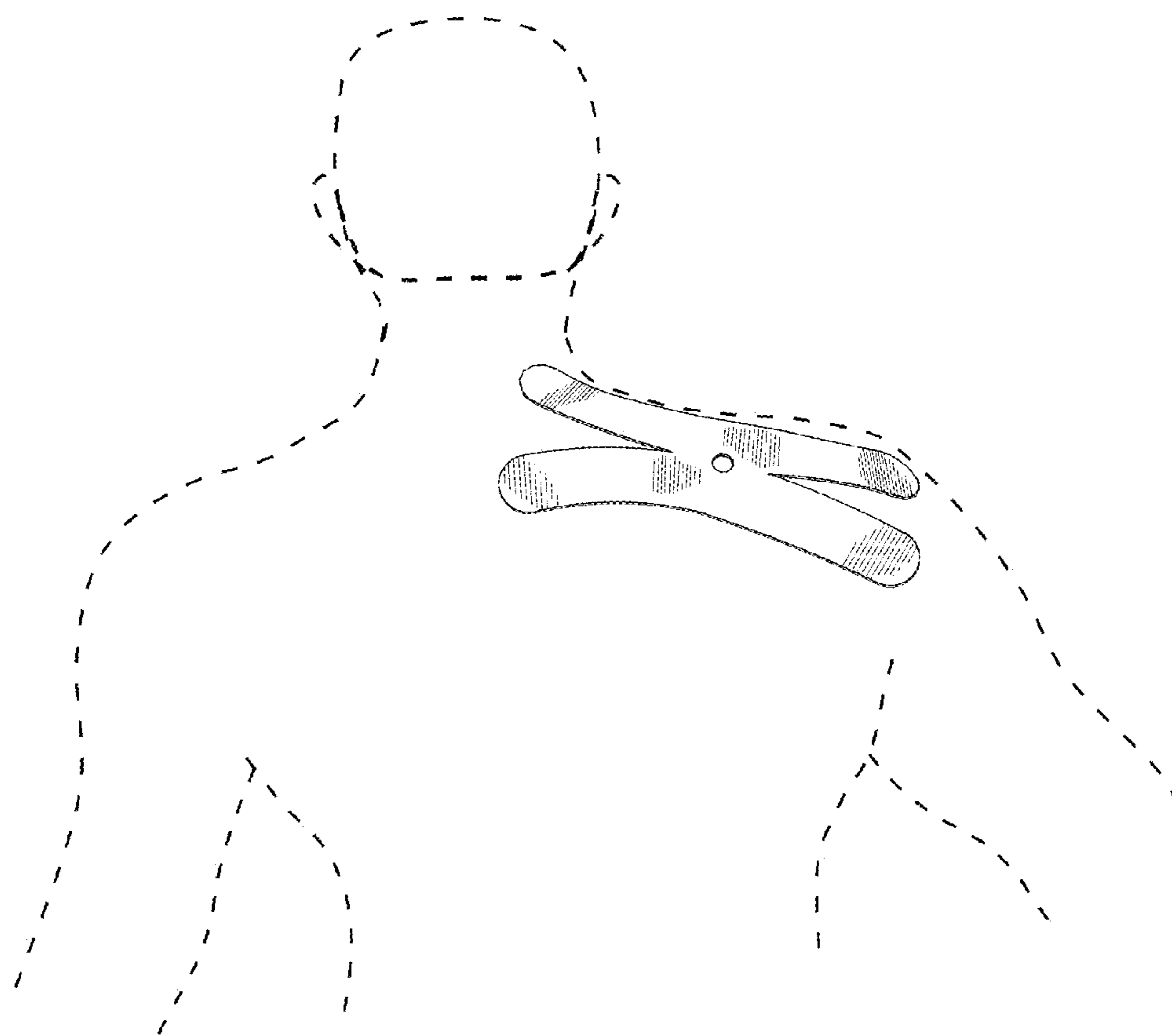


FIG.6