



US00D743546S

(12) **United States Design Patent**
Jayaraj

(10) **Patent No.:** **US D743,546 S**

(45) **Date of Patent:** **** Nov. 17, 2015**

(54) **SURGICAL TOOL**

(71) Applicant: **Prash Jayaraj**, Burbank, CA (US)

(72) Inventor: **Prash Jayaraj**, Burbank, CA (US)

(**) Term: **14 Years**

(21) Appl. No.: **29/468,989**

(22) Filed: **Oct. 4, 2013**

(51) **LOC (10) Cl.** **24-02**

(52) **U.S. Cl.**
USPC **D24/144**

(58) **Field of Classification Search**
USPC D24/133, 144, 146–147, 170;
606/39–42, 37, 45, 47, 49–50
See application file for complete search history.

(56) **References Cited**

U.S. PATENT DOCUMENTS

5,234,428	A *	8/1993	Kaufman	606/45
5,484,434	A *	1/1996	Cartmell et al.	606/37
D402,030	S *	12/1998	Roberts et al.	D24/144
6,402,748	B1 *	6/2002	Schoenman et al.	606/45
D547,867	S *	7/2007	Malis et al.	D24/144

D679,014	S *	3/2013	Jayaraj	D24/144
8,882,767	B2 *	11/2014	Greep et al.	606/42
2014/0228839	A1 *	8/2014	Cosmescu	606/41

* cited by examiner

Primary Examiner — Wan Laymon

(74) *Attorney, Agent, or Firm* — K&L Gates LLP; Louis C. Cultman; Brian J. Novak

(57) **CLAIM**

The ornamental design for a surgical tool, as shown and described.

DESCRIPTION

FIG. 1 is a perspective view of another surgical tool of my design.

FIG. 2 is a bottom perspective view of the surgical tool of FIG. 1.

FIG. 3 is a top view of the surgical tool of FIG. 1.

FIG. 4 is a first side view of the surgical tool of FIG. 1.

FIG. 5 is a bottom view of the surgical tool of FIG. 1.

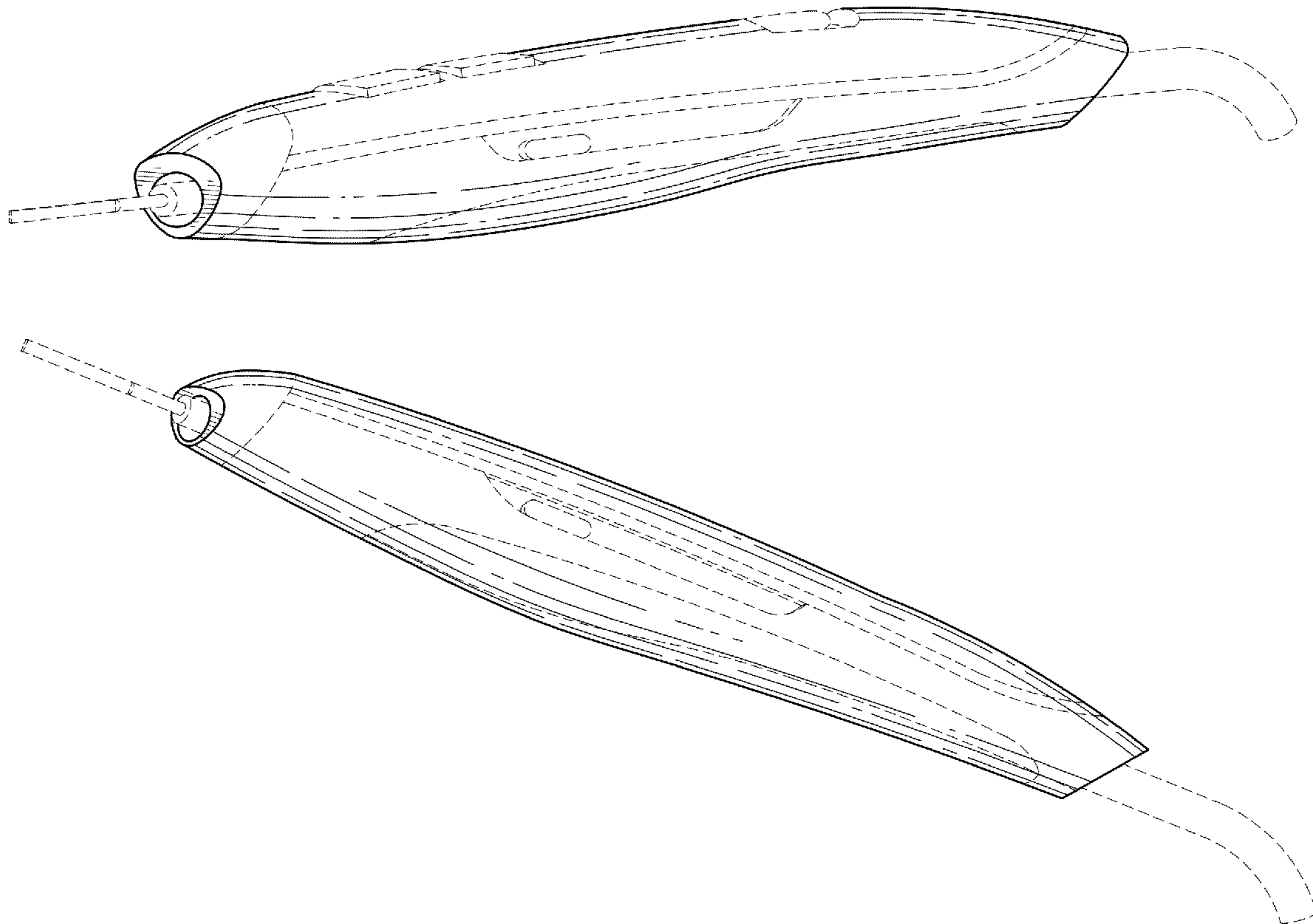
FIG. 6 is a second side view of the surgical tool of FIG. 1.

FIG. 7 is a front view of the surgical tool of FIG. 1; and,

FIG. 8 is a rear view of the surgical tool of FIG. 1.

The broken lines shown in the figures are included for the purpose of illustrating portions of the surgical tool and form no part of the claimed design. Randomly dashed lines represent surface shading.

1 Claim, 4 Drawing Sheets



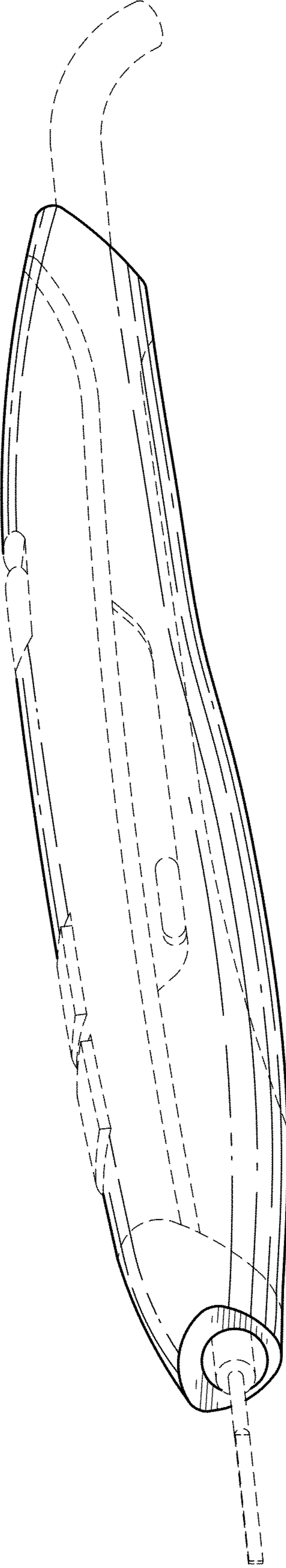


FIG. 1

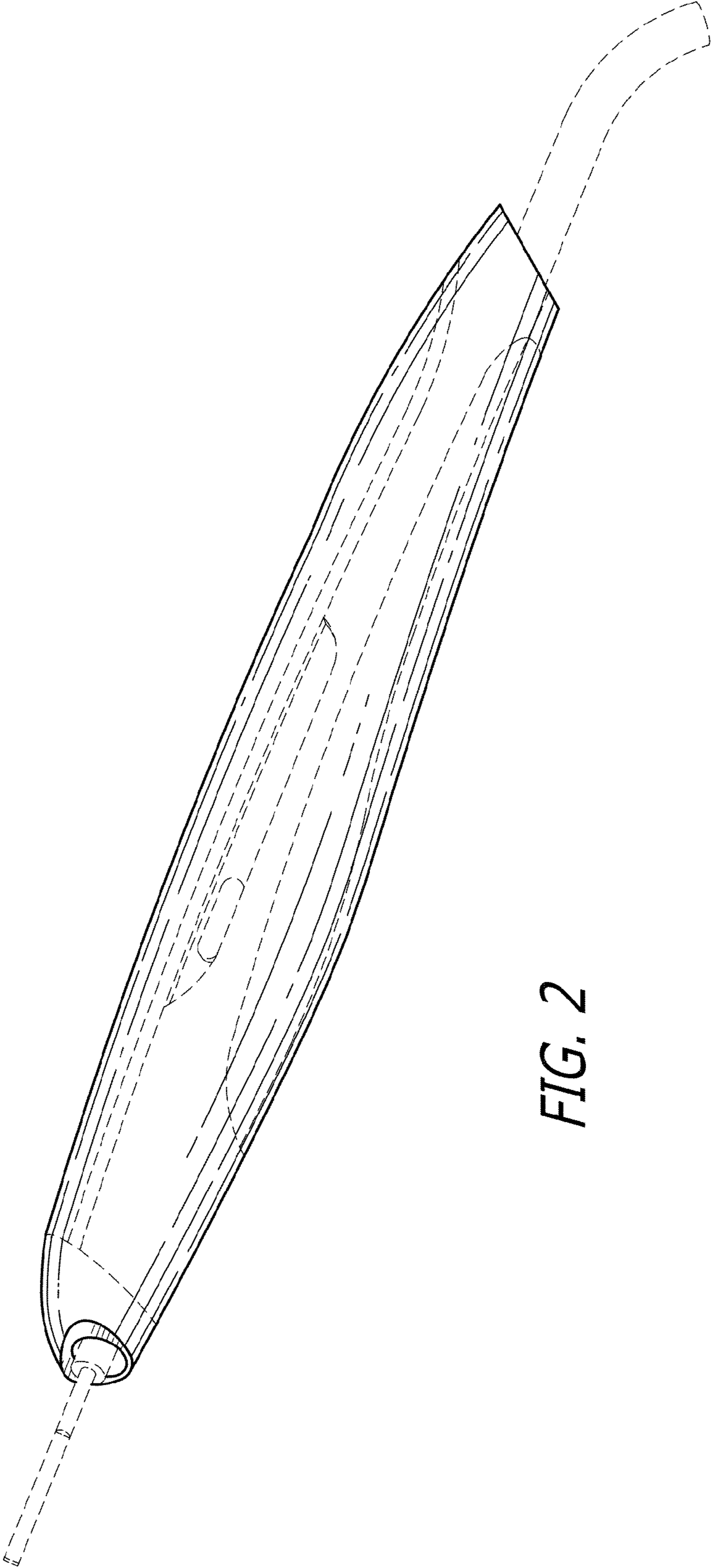


FIG. 2



FIG. 3

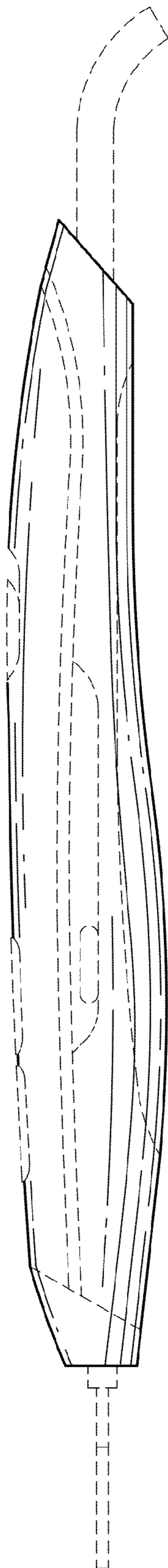


FIG. 4

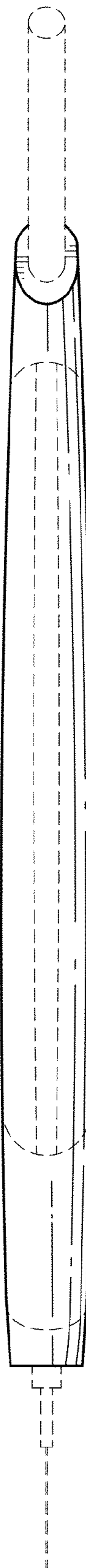


FIG. 5

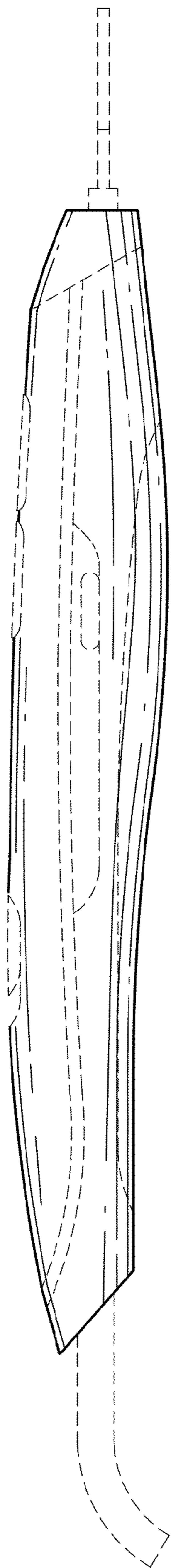


FIG. 6

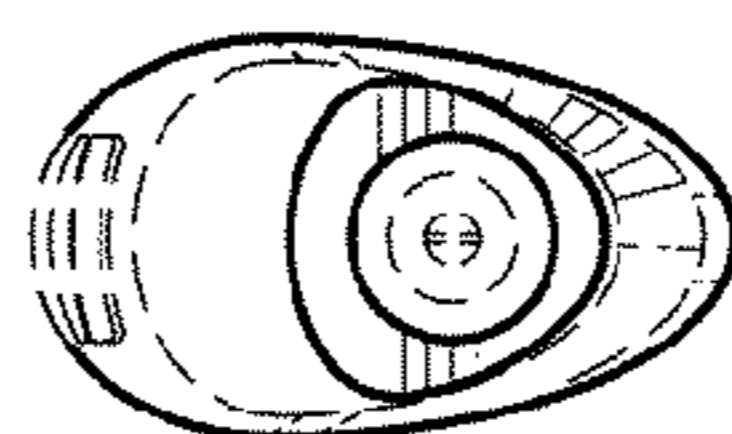


FIG. 7

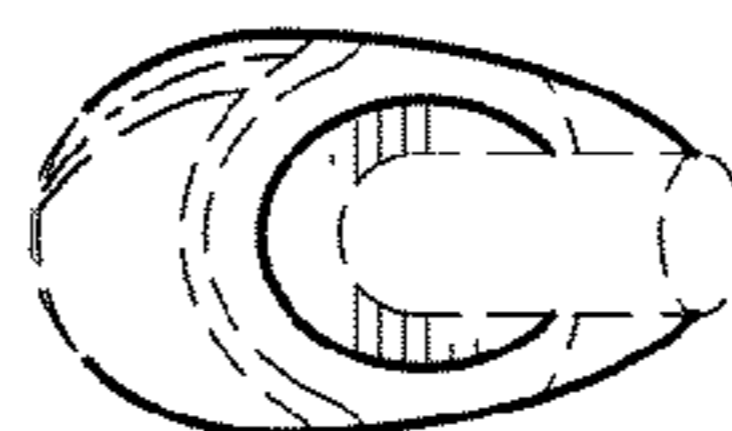


FIG. 8