



US00D743497S

(12) **United States Design Patent**
Eroglu

(10) **Patent No.:** **US D743,497 S**

(45) **Date of Patent:** **** Nov. 17, 2015**

(54) **PLAYGROUND EQUIPMENT STRUCTURE**

(71) Applicant: **Fuat Eroglu**, Izmir (TR)

(72) Inventor: **Fuat Eroglu**, Izmir (TR)

(73) Assignee: **CEMER KENT EKIPMANLARI
SANAYI VE TICARET LIMITED
SIRKETI**, Izmir (TR)

(**) Term: **14 Years**

(21) Appl. No.: **29/508,082**

(22) Filed: **Nov. 3, 2014**

(51) **LOC (10) Cl.** **21-03**

(52) **U.S. Cl.**
USPC **D21/818; D21/876**

(58) **Field of Classification Search**
USPC D21/811, 814, 818–827
CPC A63B 9/00; A63B 2208/12; A63B 17/00;
A63B 17/02; A63B 2009/006; A63G 21/00
See application file for complete search history.

(56) **References Cited**

U.S. PATENT DOCUMENTS

D178,477 S *	8/1956	Williamson	D21/826
D180,902 S *	9/1957	Goundie et al.	D21/826
D184,197 S *	12/1958	Rosenzweig et al.	D21/826
2,959,413 A *	11/1960	Rosenzweig et al.	482/35
3,008,711 A *	11/1961	Dillon	482/36
D196,594 S *	10/1963	Fernan et al.	D21/826
D209,596 S *	12/1967	Hubel	D21/826
3,485,494 A *	12/1969	Lieberman	482/35
D218,455 S *	8/1970	Dattner	D21/826
D218,456 S *	8/1970	Dattner	D21/826
D218,458 S *	8/1970	Dattner	D21/826
D218,459 S *	8/1970	Dattner	D21/826
D218,460 S *	8/1970	Dattner	D21/826
D218,765 S *	9/1970	Dattner	D21/818
3,561,757 A *	2/1971	Schillig	482/35
3,632,109 A *	1/1972	Dattner	482/35
D224,796 S *	9/1972	Price et al.	D21/826
D250,785 S *	1/1979	Dieter et al.	D21/826

D251,262 S *	3/1979	Barrett et al.	D21/822
4,159,112 A *	6/1979	O'Brian et al.	482/36
4,369,965 A *	1/1983	Ahrens	482/35
D343,438 S *	1/1994	Fish, Jr.	D21/818
D344,773 S *	3/1994	Aker et al.	D21/818
D353,866 S *	12/1994	Houry et al.	D21/814
D355,693 S *	2/1995	Aker et al.	D21/818
D366,686 S *	1/1996	Ziegler, Jr.	D21/826
D374,902 S *	10/1996	Bookstaver et al.	D21/826
D381,056 S *	7/1997	Wilgus	D21/827
D387,119 S *	12/1997	Bookstaver et al.	D21/814
D389,550 S *	1/1998	Williams	D21/826
5,853,332 A *	12/1998	Briggs	472/128
D404,786 S *	1/1999	Caron et al.	D21/827
D472,954 S *	4/2003	Kohler	D21/826
D485,326 S *	1/2004	Frank	D21/826
D493,204 S *	7/2004	Frank	D21/826
D515,166 S *	2/2006	Montfort	D21/826
D538,878 S *	3/2007	Kearl	D21/827
D554,227 S *	10/2007	Yates et al.	D21/826
7,594,875 B2 *	9/2009	Zeilinger et al.	482/37
D615,607 S *	5/2010	Hwang	D21/826
D620,066 S *	7/2010	Kohler	D21/826
D632,355 S *	2/2011	Kohler	D21/826
D729,334 S *	5/2015	Scott et al.	D21/826

* cited by examiner

Primary Examiner — Mitchell Siegel

(74) *Attorney, Agent, or Firm* — Egbert Law Offices, PLLC

(57) **CLAIM**

The ornamental design for a playground equipment structure, as shown and described.

DESCRIPTION

FIG. 1 is a front view of a playground equipment structure showing my new design.

FIG. 2 is a side view thereof, an opposite side view being a mirror image thereof;

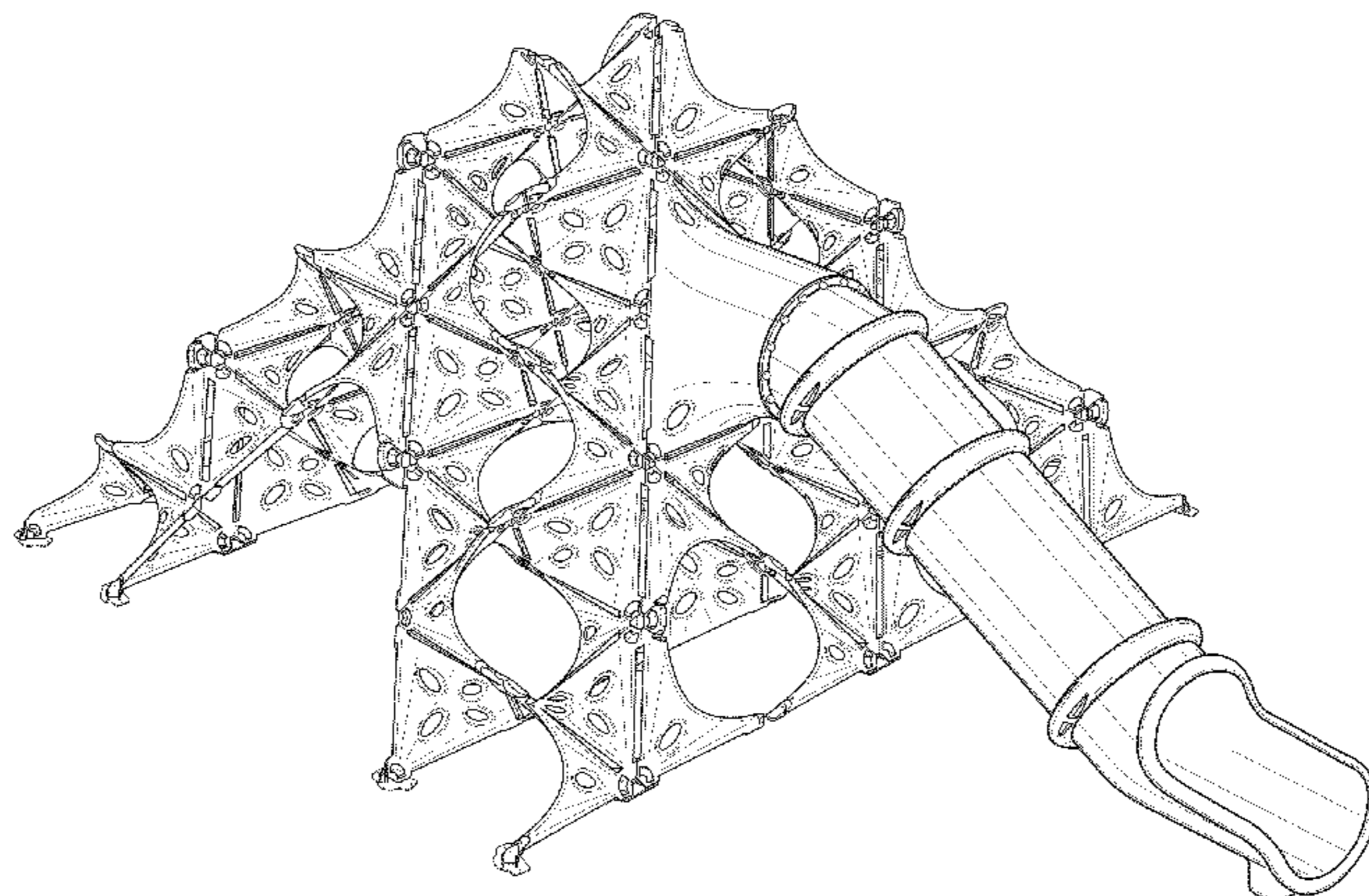
FIG. 3 is a top view thereof;

FIG. 4 is a first front perspective view thereof;

FIG. 5 is a second front perspective thereof; and,

FIG. 6 is a rear perspective view thereof.

1 Claim, 6 Drawing Sheets






FIG. 1

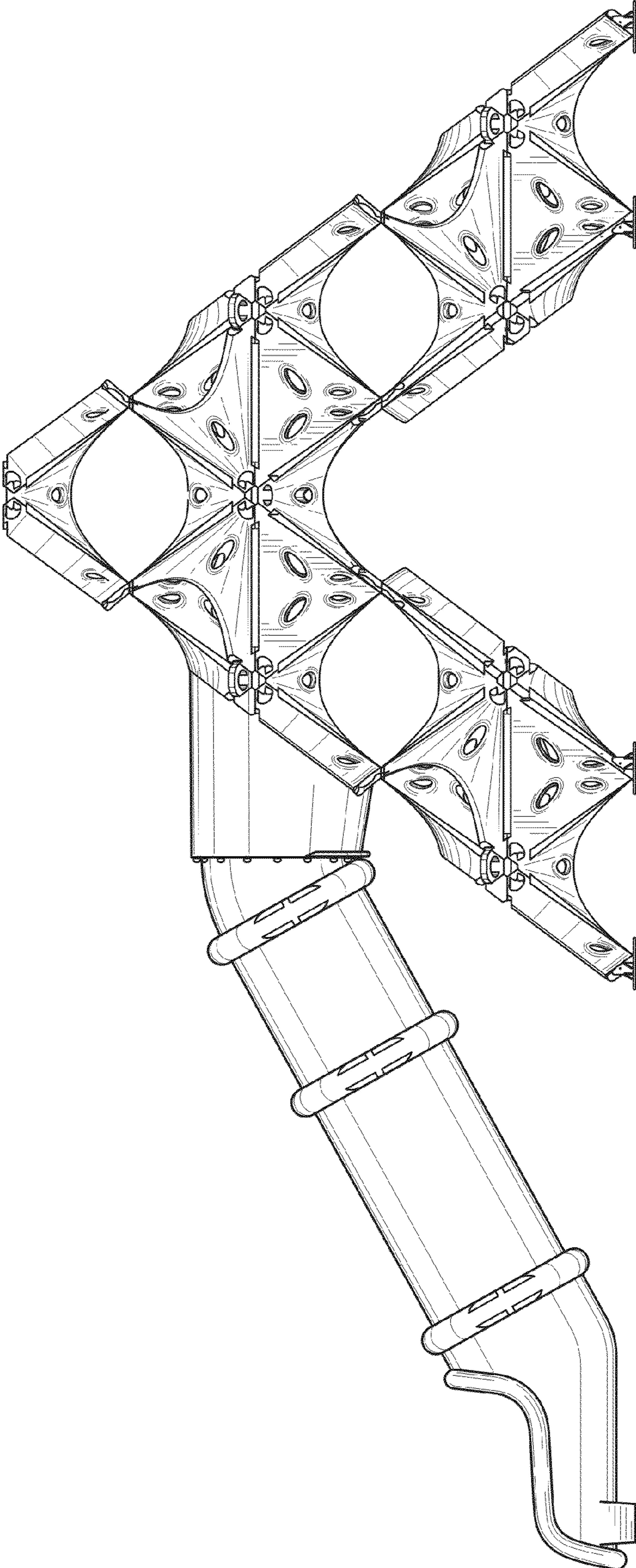


FIG. 2

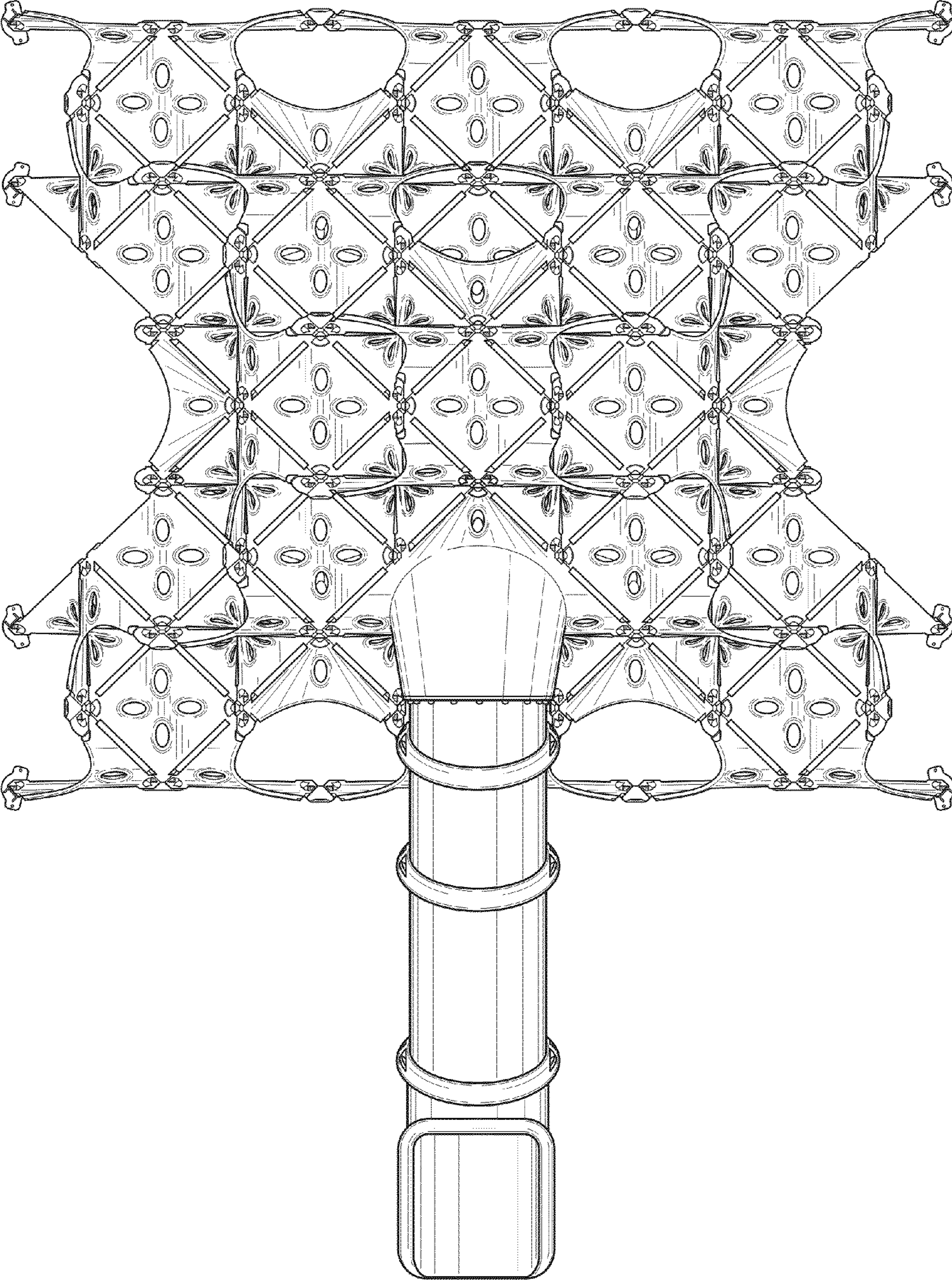


FIG. 3

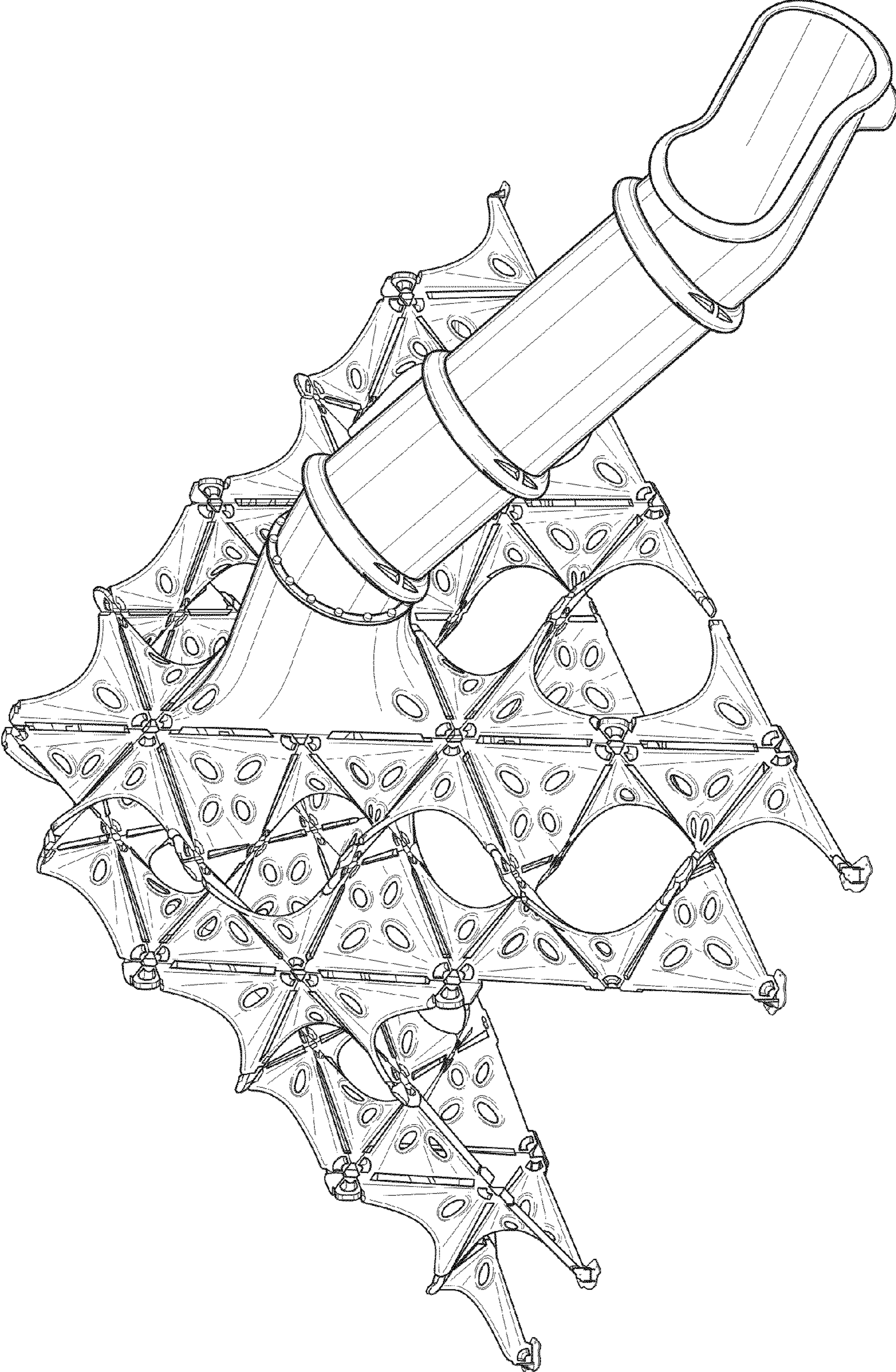


FIG. 4

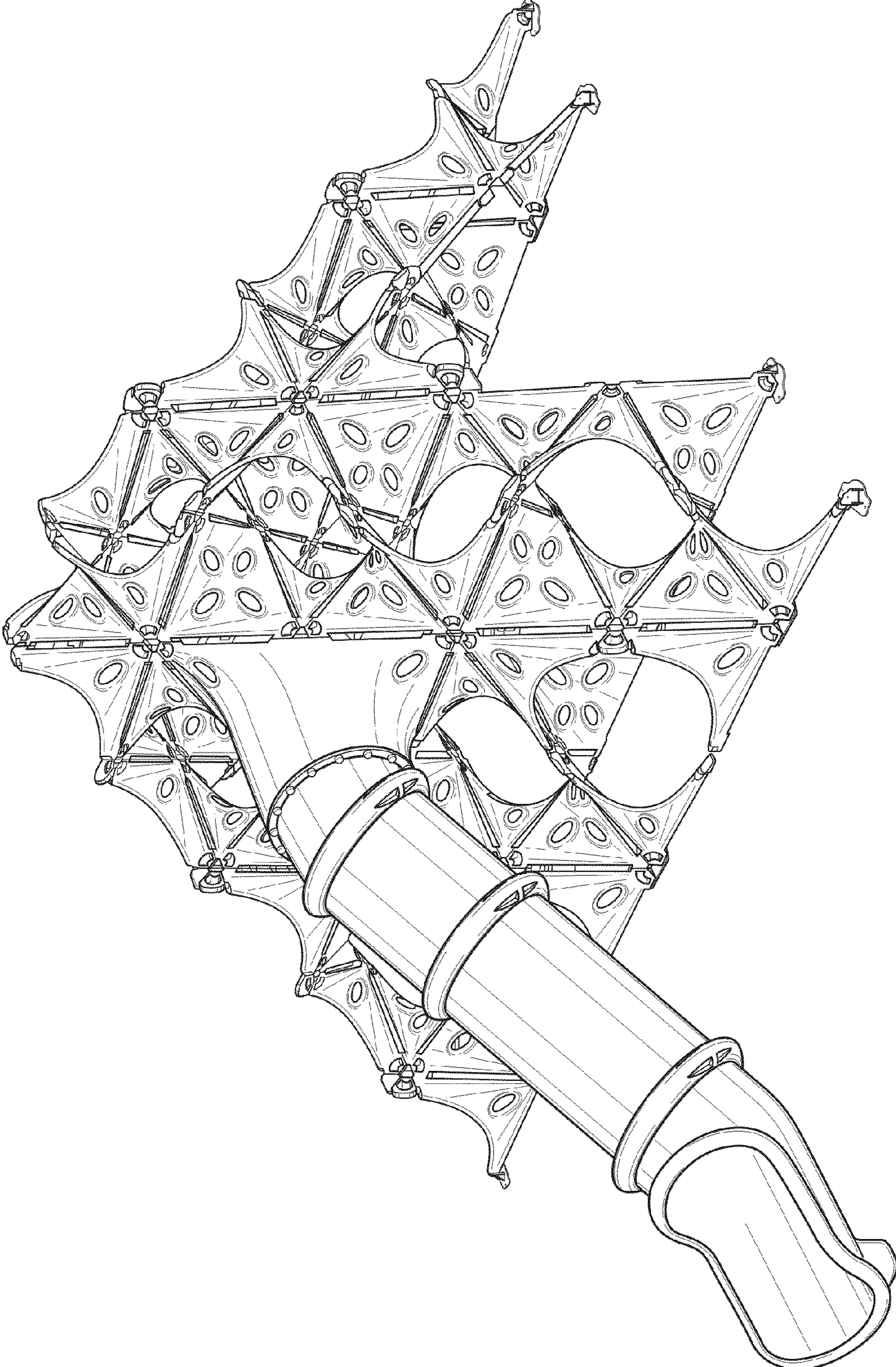


FIG. 5




FIG. 6