



US00D743488S

(12) **United States Design Patent**
Jun

(10) **Patent No.:** **US D743,488 S**
(45) **Date of Patent:** **** Nov. 17, 2015**

(54) **REFILL CONTAINER FOR MARKER**

(71) Applicant: **Alpha Art Materials Co., Ltd**, Seoul (KR)

(72) Inventor: **Yang Sook Jun**, Seoul (KR)

(73) Assignee: **Alpha Art Materials Co., Ltd**, Seoul (KR)

(**) Term: **14 Years**

(21) Appl. No.: **29/487,365**

(22) Filed: **Apr. 8, 2014**

(30) **Foreign Application Priority Data**

Oct. 8, 2013 (KR) 30-2013-0051096

(51) **LOC (10) Cl.** **19-06**

(52) **U.S. Cl.**
USPC **D19/190**; D19/906; D19/914; D19/926

(58) **Field of Classification Search**
USPC D14/411; D19/115–204; D9/420, 422, D9/424, 529, 572, 689; D3/206; 401/52, 401/99–109, 192, 195, 196
CPC B43K 5/005; B43K 7/00; B43K 7/01; B43K 7/10; B43K 8/02; B43K 8/022; B43K 8/024; B43K 8/026; B43K 8/028; B43K 8/03; B43K 11/00; B43K 11/005; B65D 50/04; B65D 2101/0038

See application file for complete search history.

(56) **References Cited**

U.S. PATENT DOCUMENTS

D94,098 S * 12/1934 Schuelki D7/300.1
D198,341 S * 6/1964 Warden D9/529

D373,730 S * 9/1996 Baron D9/504
D425,559 S * 5/2000 Beneyto D19/51
D463,262 S * 9/2002 Gobe D9/689
D497,643 S * 10/2004 Nishida D19/51
D542,665 S * 5/2007 Poe, II D9/529
D558,050 S * 12/2007 Urcun D9/529
D577,590 S * 9/2008 Ulicny D9/529
D596,231 S * 7/2009 Hung D19/43
D597,598 S * 8/2009 Ma D19/41
D607,510 S * 1/2010 Jun D19/47
D623,066 S * 9/2010 Mongeon et al. D9/529
D634,977 S * 3/2011 Mouquet D7/598
D638,710 S * 5/2011 Yeung D9/504

* cited by examiner

Primary Examiner — Elizabeth Albert

(74) *Attorney, Agent, or Firm* — Senniger Powers LLP

(57) **CLAIM**

The ornamental design for a refill container for marker, as shown and described.

DESCRIPTION

FIG. 1 is a perspective view of a refill container for marker; FIG. 2 is a front view thereof; FIG. 3 is a rear view thereof; FIG. 4 is a left side view thereof; FIG. 5 is a right side view thereof; FIG. 6 is a top view thereof; FIG. 7 is a bottom view thereof; and, FIG. 8 is a side view showing the refill container in use wherein the cap is removed.

The broken lines showing the bottom in FIG. 7 and the liquid and marker in FIG. 8 are included to show features on the refill container and in the environment that form no part of the claimed design.

1 Claim, 7 Drawing Sheets

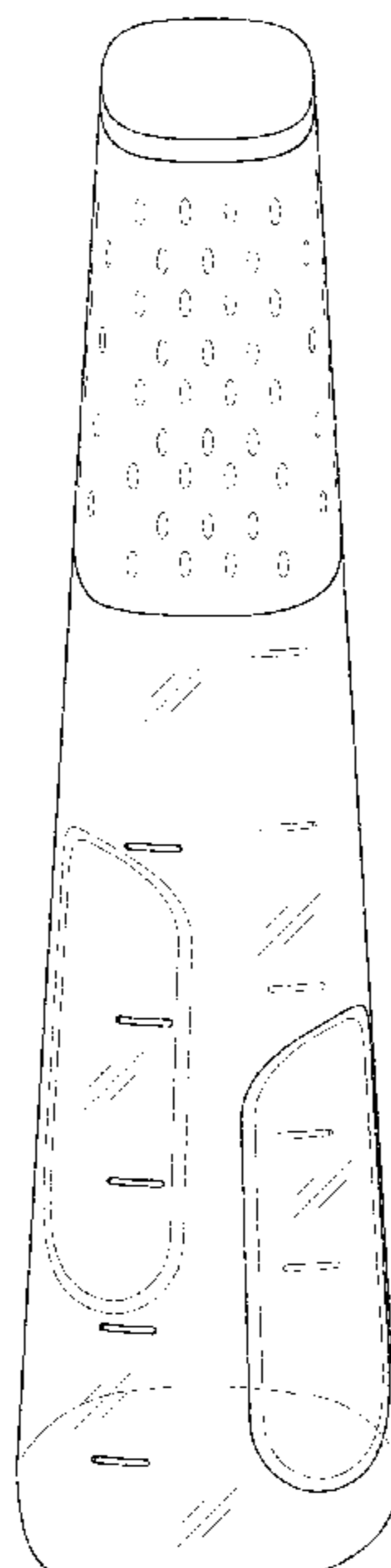


FIG. 1

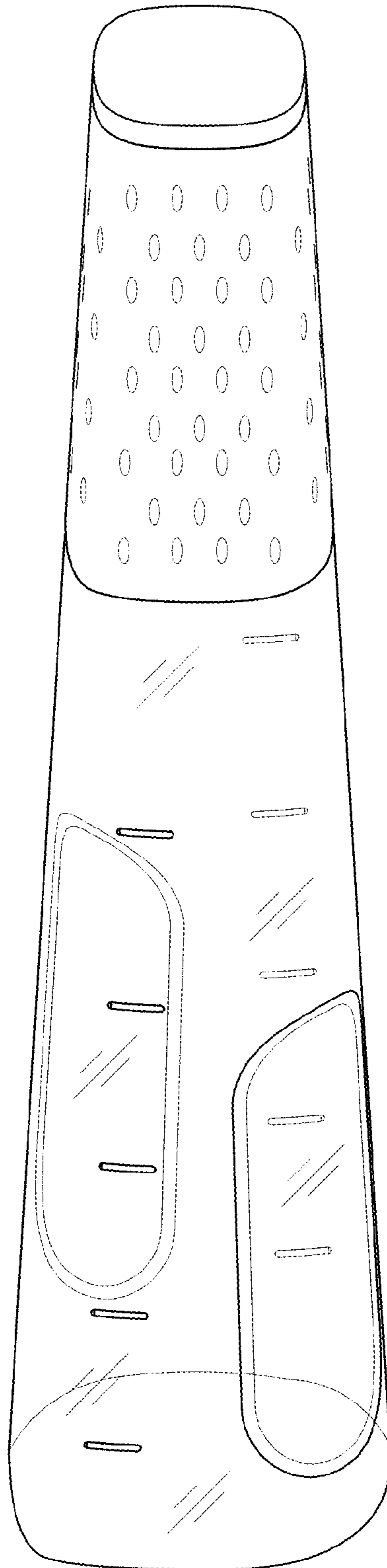


FIG. 2

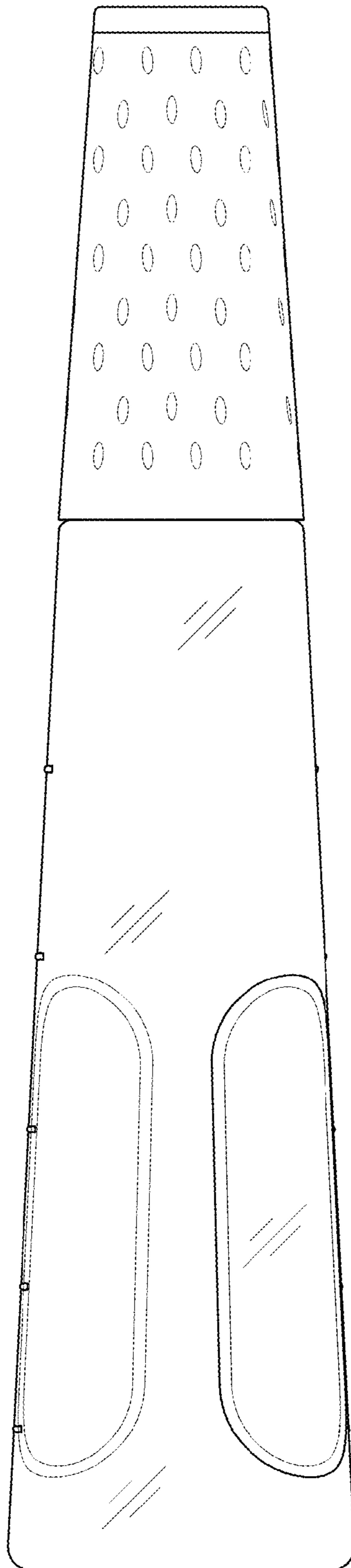


FIG. 3

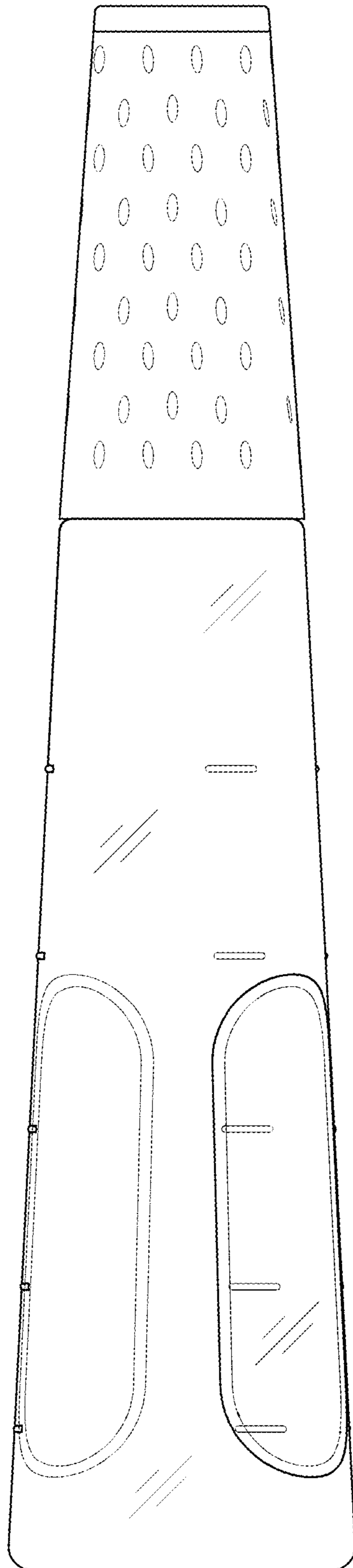


FIG. 4

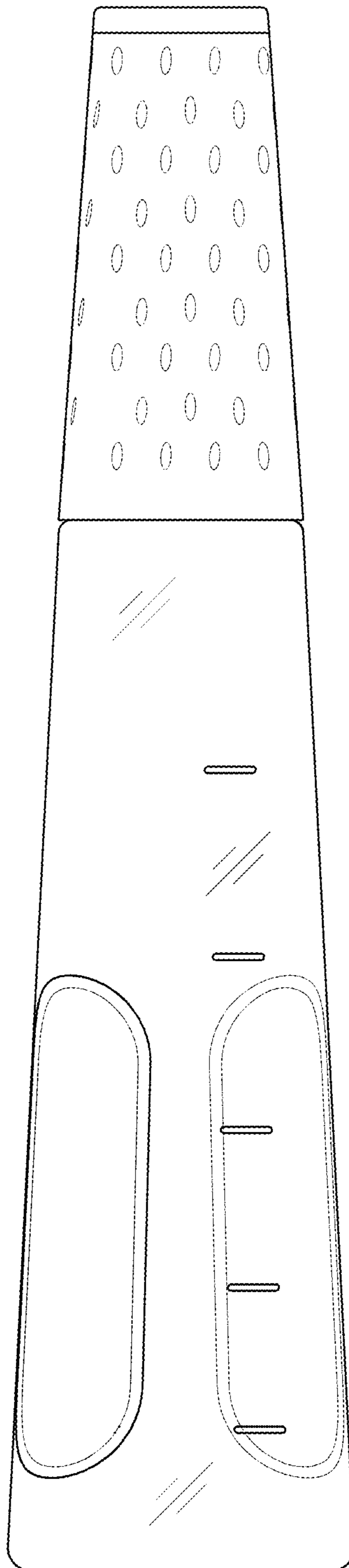


FIG. 5

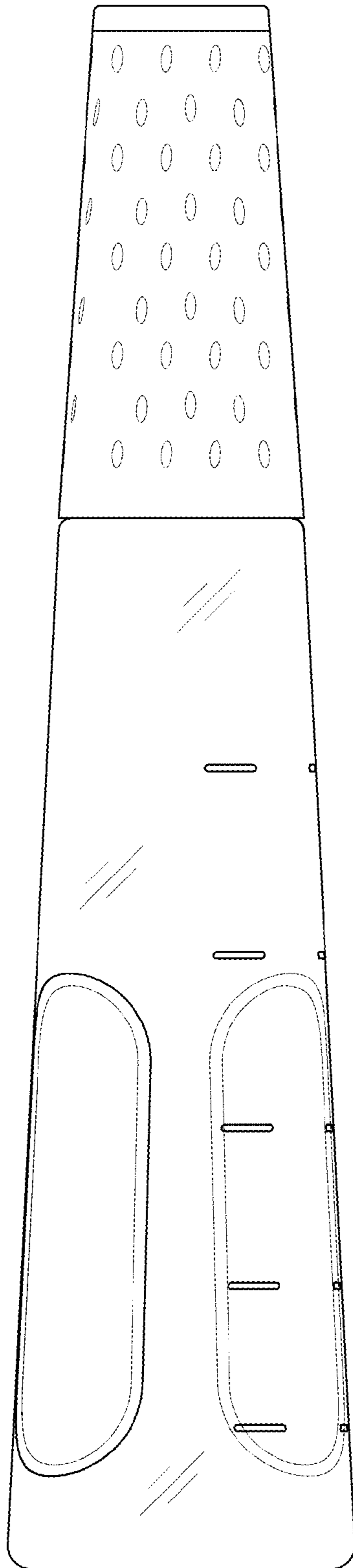


FIG. 6

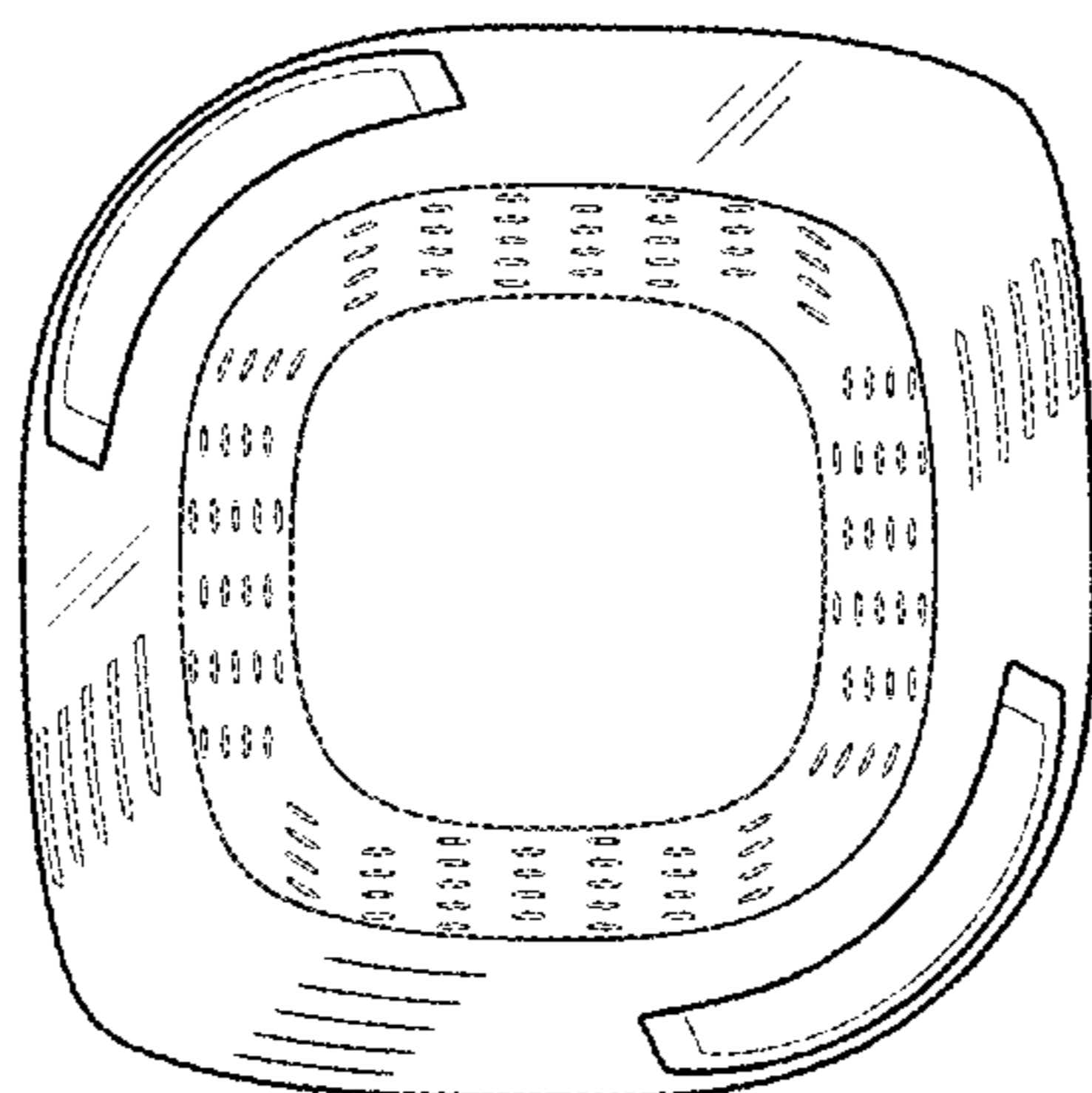


FIG. 7

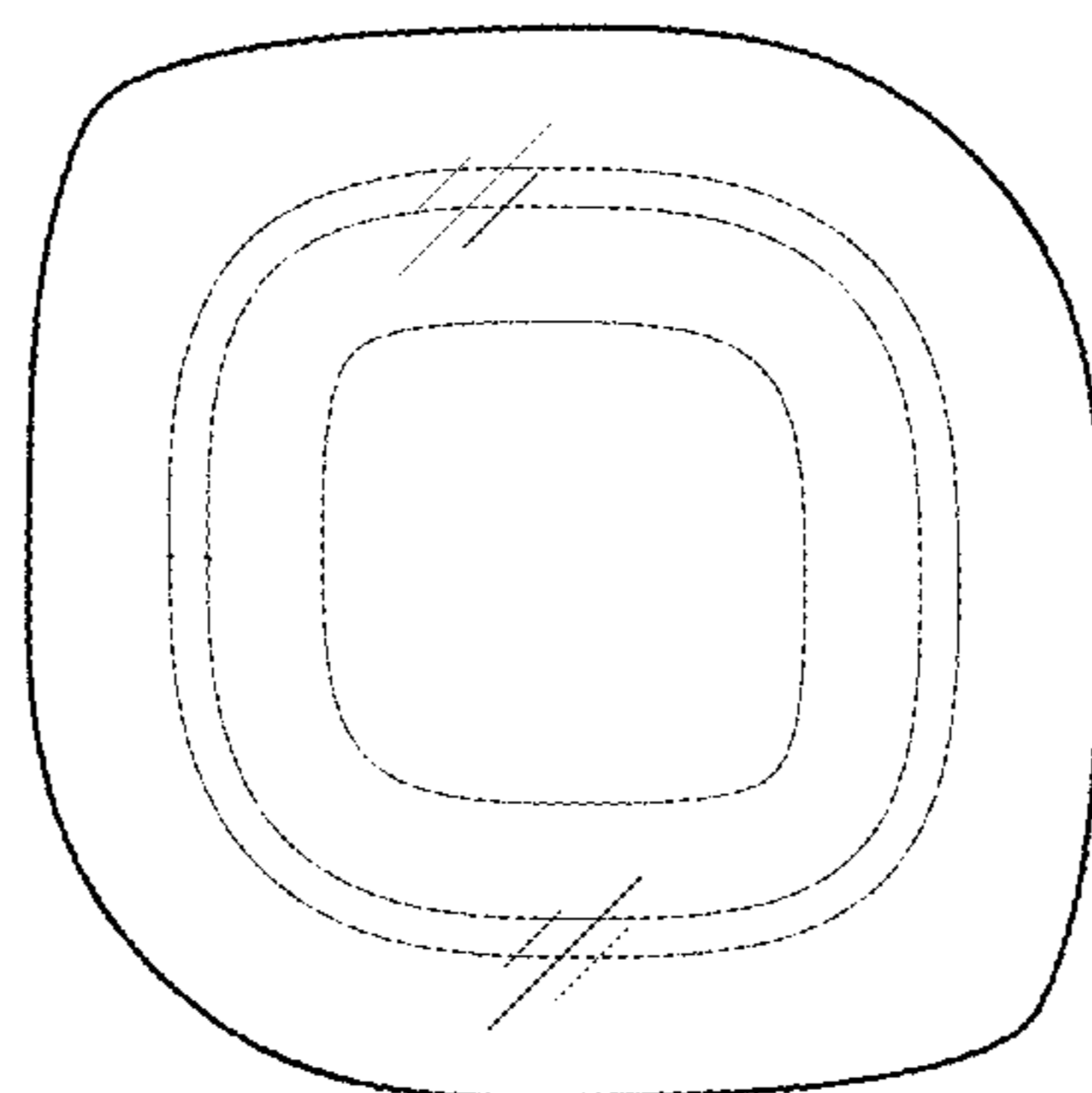


FIG. 8

