



US00D743485S

(12) **United States Design Patent**
deBretton Gordon

(10) **Patent No.:** **US D743,485 S**

(45) **Date of Patent:** **** Nov. 17, 2015**

- (54) **BOOK AND TABLET STAND**
- (71) Applicant: **Robert Welch Designs Ltd.**, Chipping Campden, Gloucestershire (GB)
- (72) Inventor: **Iain Paul deBretton Gordon**, Shipston-on-Stour (GB)
- (73) Assignee: **Robert Welch Designs Ltd.**, Chipping Campden (GB)
- (**) Term: **14 Years**
- (21) Appl. No.: **29/508,971**
- (22) Filed: **Nov. 12, 2014**

- 2,787,086 A * 4/1957 Kraus A47B 23/044
248/453
- 2,807,369 A * 9/1957 Stark A47B 23/042
211/2
- D221,191 S * 7/1971 Nutt D19/91
- 3,914,888 A * 10/1975 Garrison G09F 1/10
40/658
- D271,501 S * 11/1983 Manning D19/86
- 4,781,355 A * 11/1988 Jeantin A47B 19/06
248/174
- D318,197 S * 7/1991 Butler D19/91
- D372,499 S * 8/1996 Carlson D19/113
- 5,651,525 A * 7/1997 Yang A47B 23/002
248/444.1
- D566,181 S * 4/2008 Gerules D19/113
- D633,147 S * 2/2011 Parshad D19/86

* cited by examiner

(30) **Foreign Application Priority Data**

May 19, 2014 (EM) 001411953-0001

(51) **LOC (10) Cl.** **19-02**

(52) **U.S. Cl.**
USPC **D19/91**

(58) **Field of Classification Search**
USPC D19/86, 87, 88, 89, 90, 91, 92;
D14/447, 251-253
CPC B42D 5/005; B42D 5/006; B42D 5/007;
B42D 5/008; A47B 23/001; A47B 23/042;
A47B 23/043; A47B 23/044
See application file for complete search history.

(56) **References Cited**

U.S. PATENT DOCUMENTS

- 2,285,176 A * 6/1942 Taylor G09F 1/10
211/50
- 2,304,795 A * 12/1942 Bricker A47G 1/142
248/453
- 2,490,356 A * 12/1949 Hummel A47B 23/043
211/72
- 2,524,647 A * 10/1950 Baldwin A47G 1/142
24/546

Primary Examiner — Elizabeth Albert

(74) *Attorney, Agent, or Firm* — MacMillan, Sobanski & Todd, LLC

(57) **CLAIM**

The ornamental design for a book and tablet stand, as shown and described.

DESCRIPTION

FIG. 1 is a perspective view as seen from the front right side of a book and tablet stand showing my new design with an arm positioned for holding a tablet;

FIG. 2 is a front view thereof;

FIG. 3 is a back view thereof;

FIG. 4 is a top view thereof;

FIG. 5 is a bottom view thereof;


FIG. 6 is a right side view thereof;

FIG. 7 is a left side view thereof;

FIG. 8 is a perspective view as seen from the front right side of the book and tablet stand of FIG. 1 showing the arm positioned for holding a book; and,

FIG. 9 is a right side view thereof.

1 Claim, 9 Drawing Sheets






FIG. 1




FIG. 2




FIG. 3




FIG. 4




FIG. 5

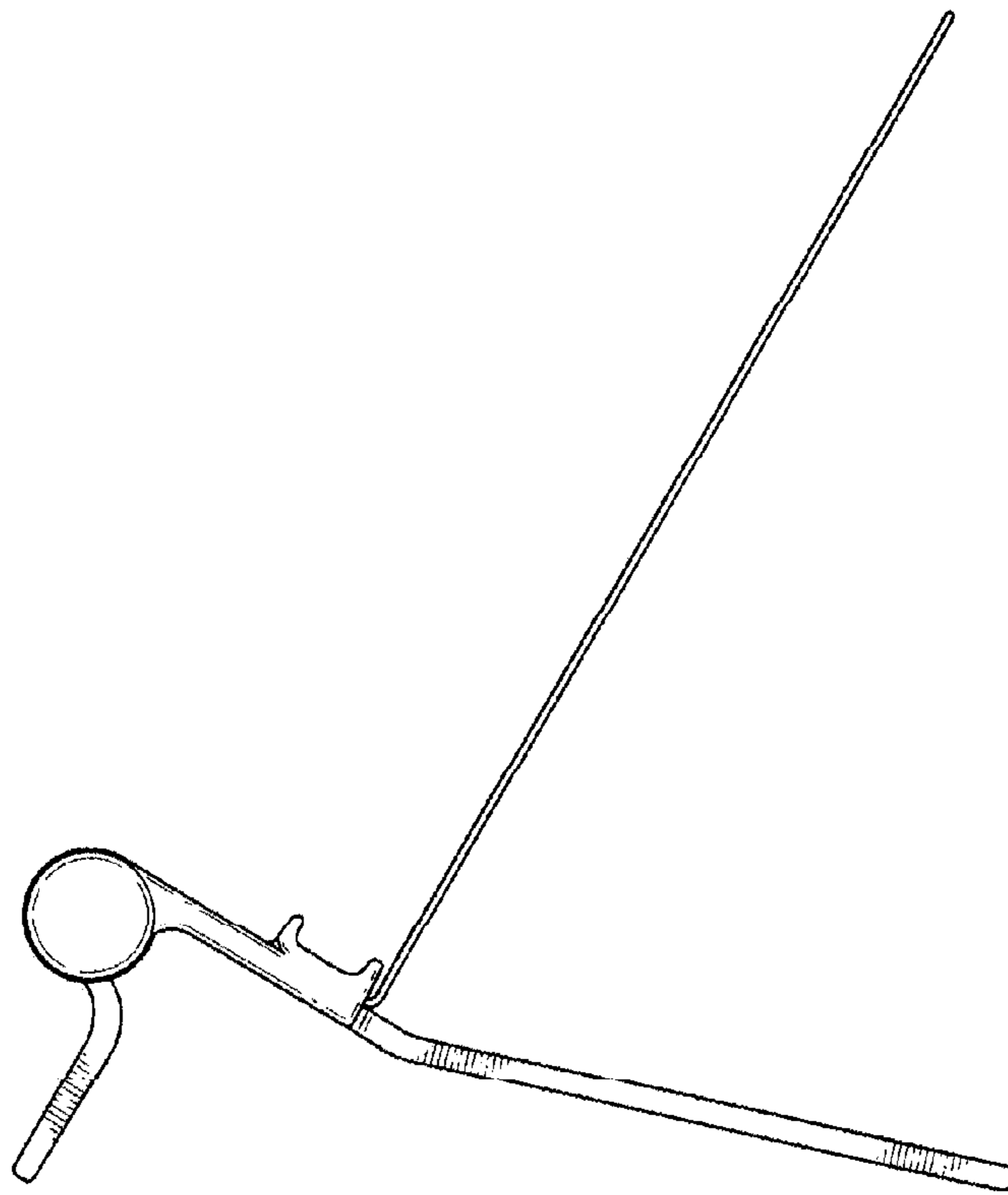


FIG. 6

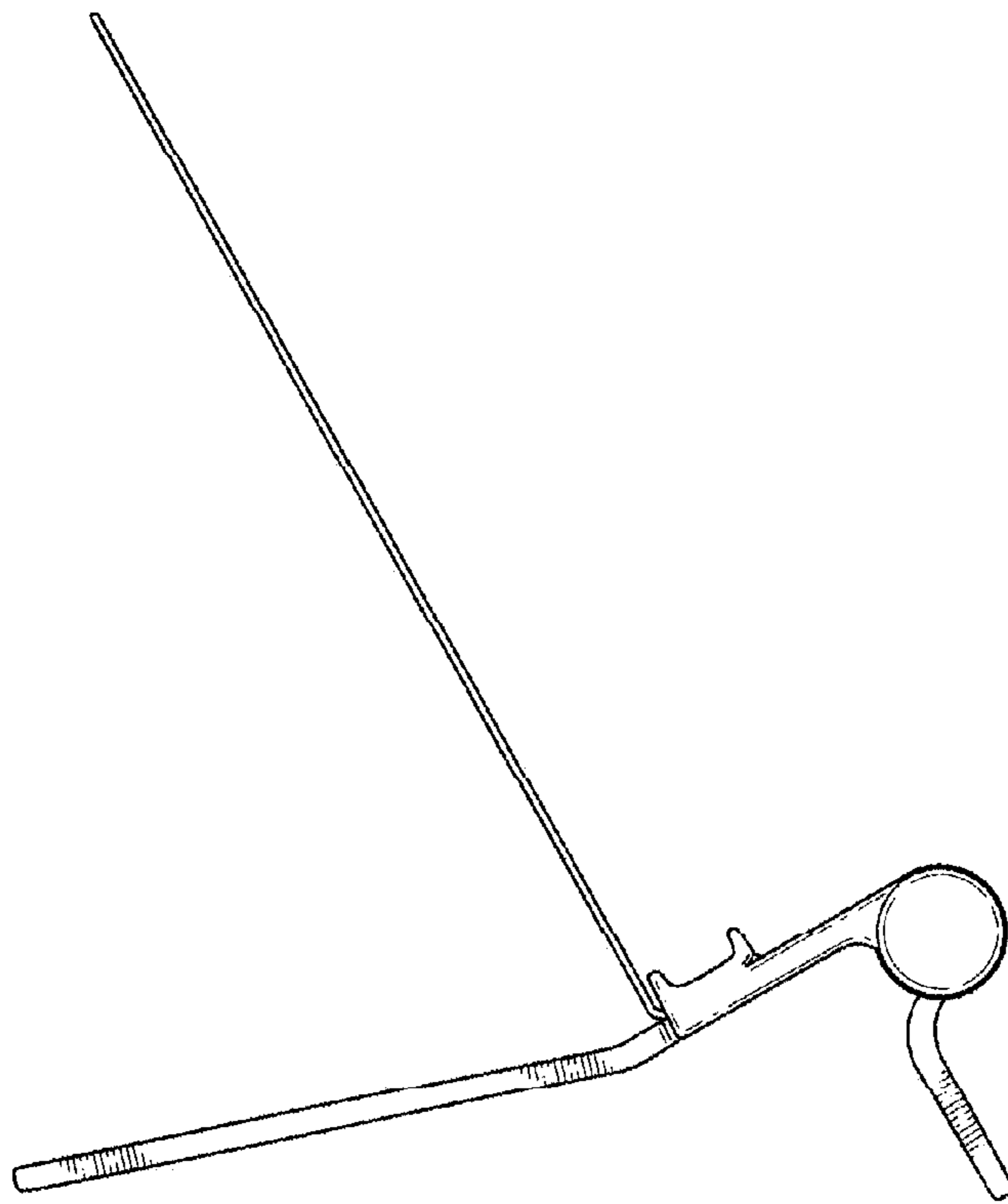


FIG. 7




FIG. 8

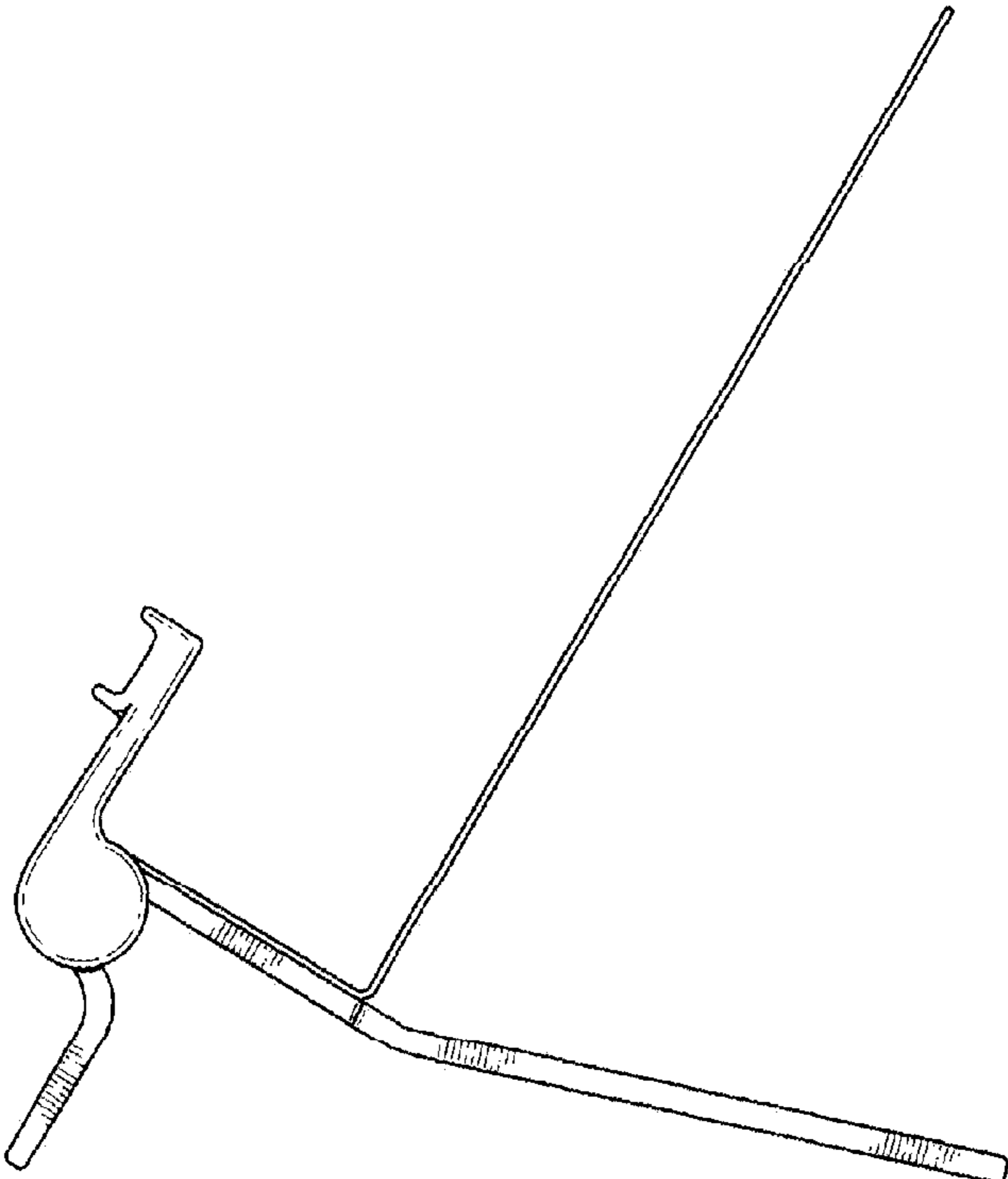


FIG. 9