



US00D743481S

(12) **United States Design Patent**
Uesugi

(10) **Patent No.:** **US D743,481 S**

(45) **Date of Patent:** **** Nov. 17, 2015**

(54) **ELECTRONIC PERCUSSION**

(75) Inventor: **Tetsuya Uesugi**, Hamamatsu (JP)

(73) Assignee: **Roland Corporation**, Hamamatsu, Shizuoka (JP)

(**) Term: **14 Years**

(21) Appl. No.: **29/414,967**

(22) Filed: **Mar. 6, 2012**

(51) **LOC (10) Cl.** **17-04**

(52) **U.S. Cl.**
USPC **D17/22**

(58) **Field of Classification Search**
USPC D17/22, 99; 84/600, 104, 107, 113, 84/723, 411 R, 414, 415, 416, 420, 411 P, 84/DIG. 12
See application file for complete search history.

(56) **References Cited**

U.S. PATENT DOCUMENTS

3,911,779	A *	10/1975	Della-Porta	84/411 R
4,757,736	A	7/1988	Tajima et al.		
5,520,090	A *	5/1996	Eagle	84/411 P
6,538,185	B1 *	3/2003	Stratton	84/422.1
D607,922	S *	1/2010	Sato	D17/22
8,461,445	B2 *	6/2013	Takehisa et al.	84/723
2004/0255765	A1	12/2004	Mori et al.		
2008/0127803	A1 *	6/2008	Liu	84/411 R
2010/0064880	A1	3/2010	Takehisa et al.		

(Continued)

FOREIGN PATENT DOCUMENTS

GB	2132402	A *	7/1984	G10H 3/00
JP	62-125398		6/1987		
JP	62-141592		6/1987		

(Continued)

OTHER PUBLICATIONS

Alesis. <http://alesis.com/tradeshows/messe2014/alesis.html>. Product Guide 2014. "Samplepad Pro".*

(Continued)

Primary Examiner — Rashida Johnson

(74) *Attorney, Agent, or Firm* — Fish & Richardson P.C.

(57) **CLAIM**

The ornamental design for an electronic percussion, as shown and described.

DESCRIPTION

The patent or application file contains at least one drawing executed in color. Copies of this patent or patent publication with color drawings(s) will be provided by the Office upon request and payment of the necessary fee.

FIG. 1 is a right side perspective view of a first embodiment of an electronic percussion showing my new design;

FIG. 2 is a left side perspective view thereof;

FIG. 3 is a top plan view thereof;

FIG. 4 is an enlarged view of the portion indicated by lines 4-4 in FIG. 1;

FIG. 5 is an enlarged view of the portion indicated by lines 5-5 in FIG. 2;

FIG. 6 is an enlarged view of the portion indicated by lines 6-6 in FIG. 3;

FIG. 7 is a right side perspective view of a second embodiment of an electronic percussion showing my new design;

FIG. 8 is a left side perspective view thereof;

FIG. 9 is a top plan view thereof;

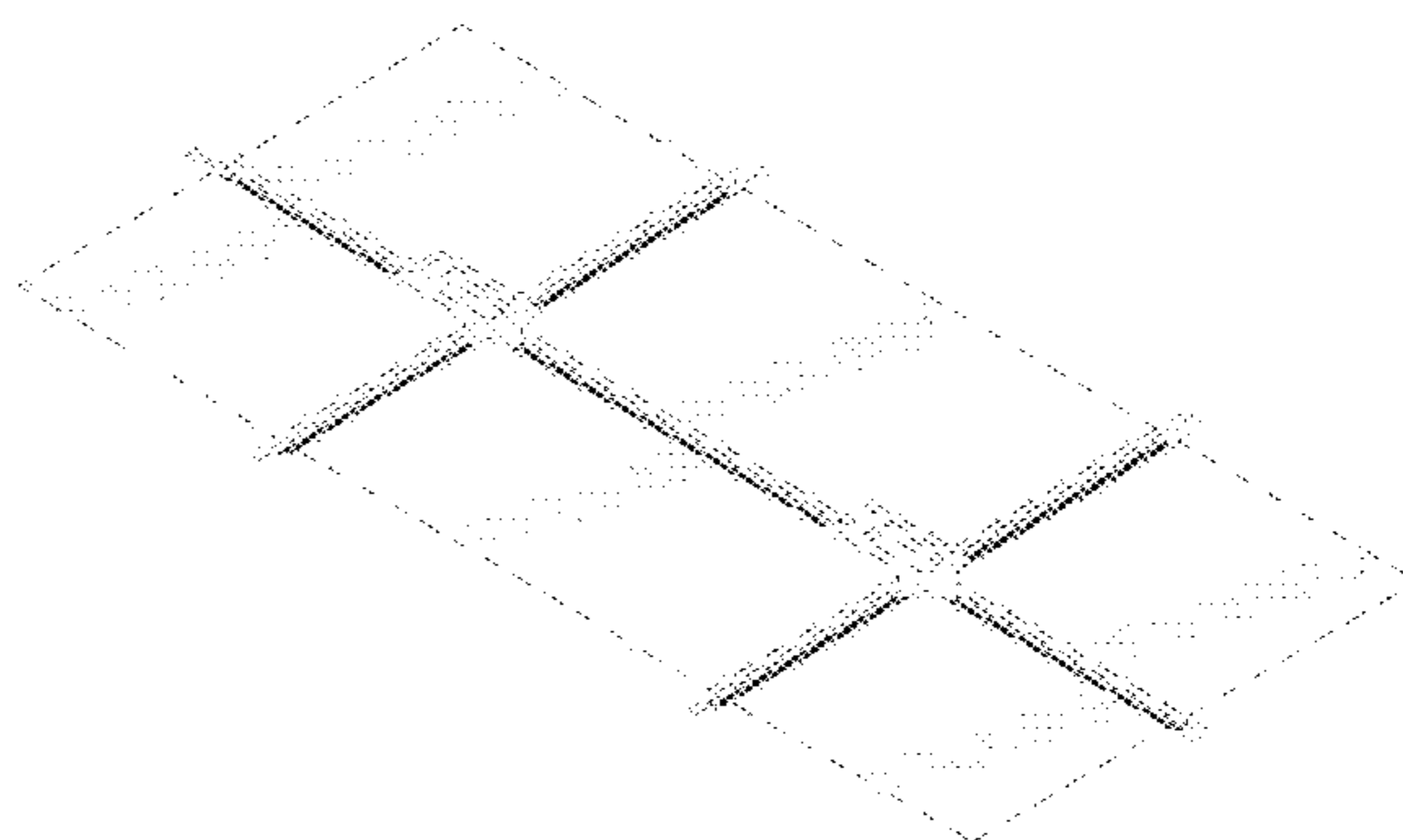
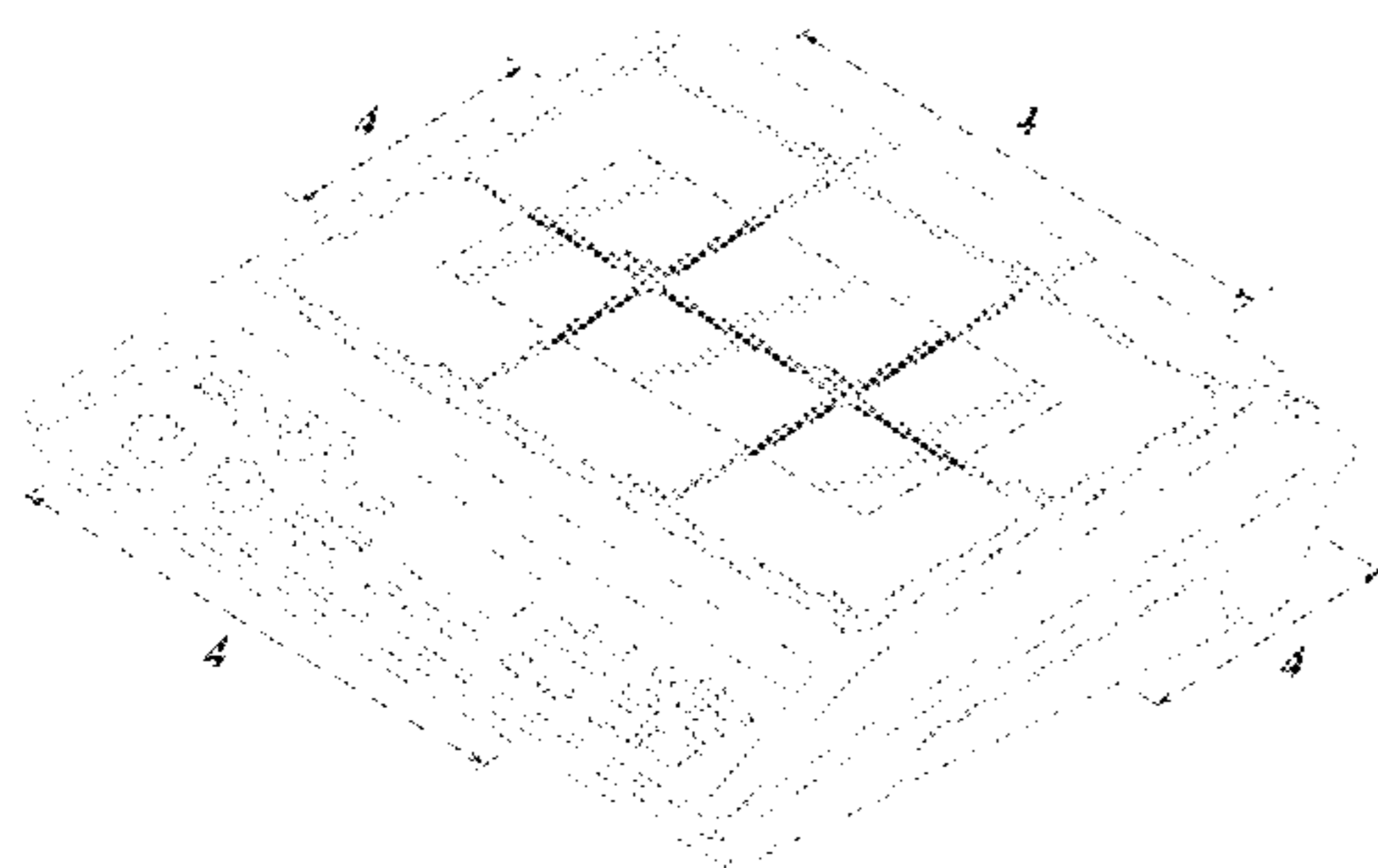
FIG. 10 is an enlarged view of the portion indicated by lines 10-10 in FIG. 7;

FIG. 11 is an enlarged view of the portion indicated by lines 11-11 in FIG. 8; and,

FIG. 12 is an enlarged view of the portion indicated by lines 12-12 in FIG. 9.

The features shown in broken lines in the drawings depict environmental subject matter only and form no part of the claimed design. The dot-dashed lines denote the boundary of the claim, and form no part of the claimed design.

1 Claim, 12 Drawing Sheets
(12 of 12 Drawing Sheet(s) Filed in Color)



(56)

References Cited

U.S. PATENT DOCUMENTS

2010/0064881 A1 3/2010 Takehisa
 2010/0319519 A1 12/2010 Takehisa et al.

FOREIGN PATENT DOCUMENTS

JP	08254976	A	*	10/1996	G10D 13/08
JP	2004317597	A	*	11/2004	G10H 1/00
JP	1375592			12/2009		
JP	2011-002740			1/2011		
JP	2011-013520			1/2011		
JP	2011-053463			3/2011		
JP	2011-053464			3/2011		
JP	2011-053465			3/2011		

OTHER PUBLICATIONS

Reverb. <https://reverb.com/item/197627-roland-spd-8-total-percussion-midi-trigger-electronic-drum-pad-w-power-supply>. Copyright

2014. "Roland SPD-8 Total Percussion Midi Trigger Electronic Drum Pad w/Power Supply".*

UniqueSquared. <http://www.uniquesquared.com/roland-spd-30-bk-octapad-electronic-drum-trigger-pad-black.html>. Copyright 2013. "Roland SPD-30-BK Octapad Electronic Drum Trigger Pad (Black)".*

<http://jp.yamaha.com/>, posted in Nov. 2009, by Yamaha Corporation. <http://www.comeon.co.jp/>; date unknown but posted by Come on Music Corporation at least as early as Feb. 2012.

<http://www.soundhouse.co.jp/>; date unknown but posted by Sound House Inc. at least as early as Feb. 2012.

<http://kakaku.com/>; posted on Feb. 14, 2001 by Kakaku.com, Inc.

<http://cellsonik.com/>; posted in Mar. 1990 by Cellsonik.

<http://www.ebay.com/>; posted in Jan. 1993, by eBay Inc.

<http://www.roland.co.jp/>; posted on Jan. 29, 1997 by Roland Corporation.

<http://www.roland.co.jp/>; posted on Jan. 2003 by Roland Corporation.

<http://www.roland.co.jp/>; posted on Feb. 3, 2010 by Roland Corporation.

* cited by examiner

FIG. 2

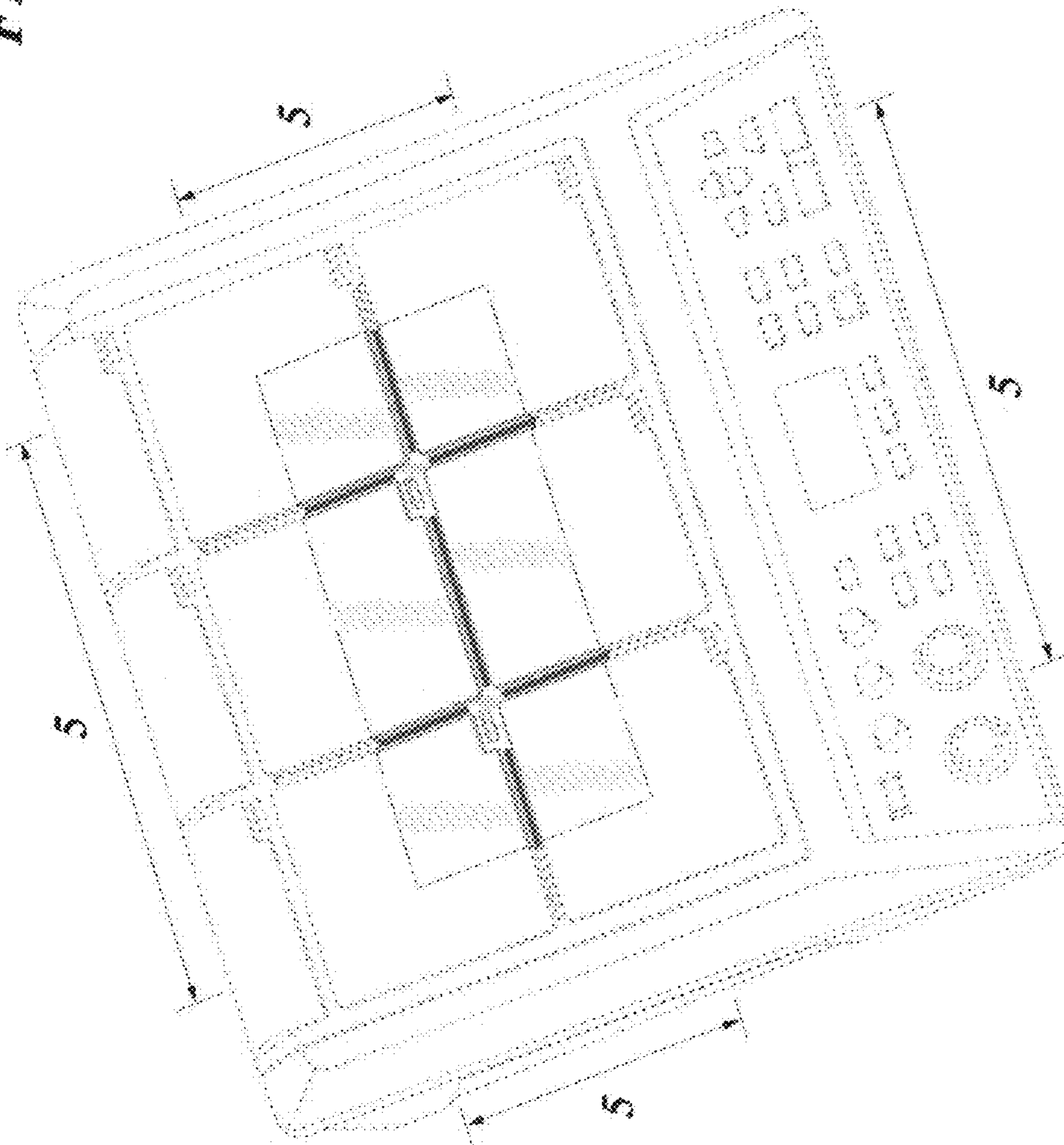


FIG. 3

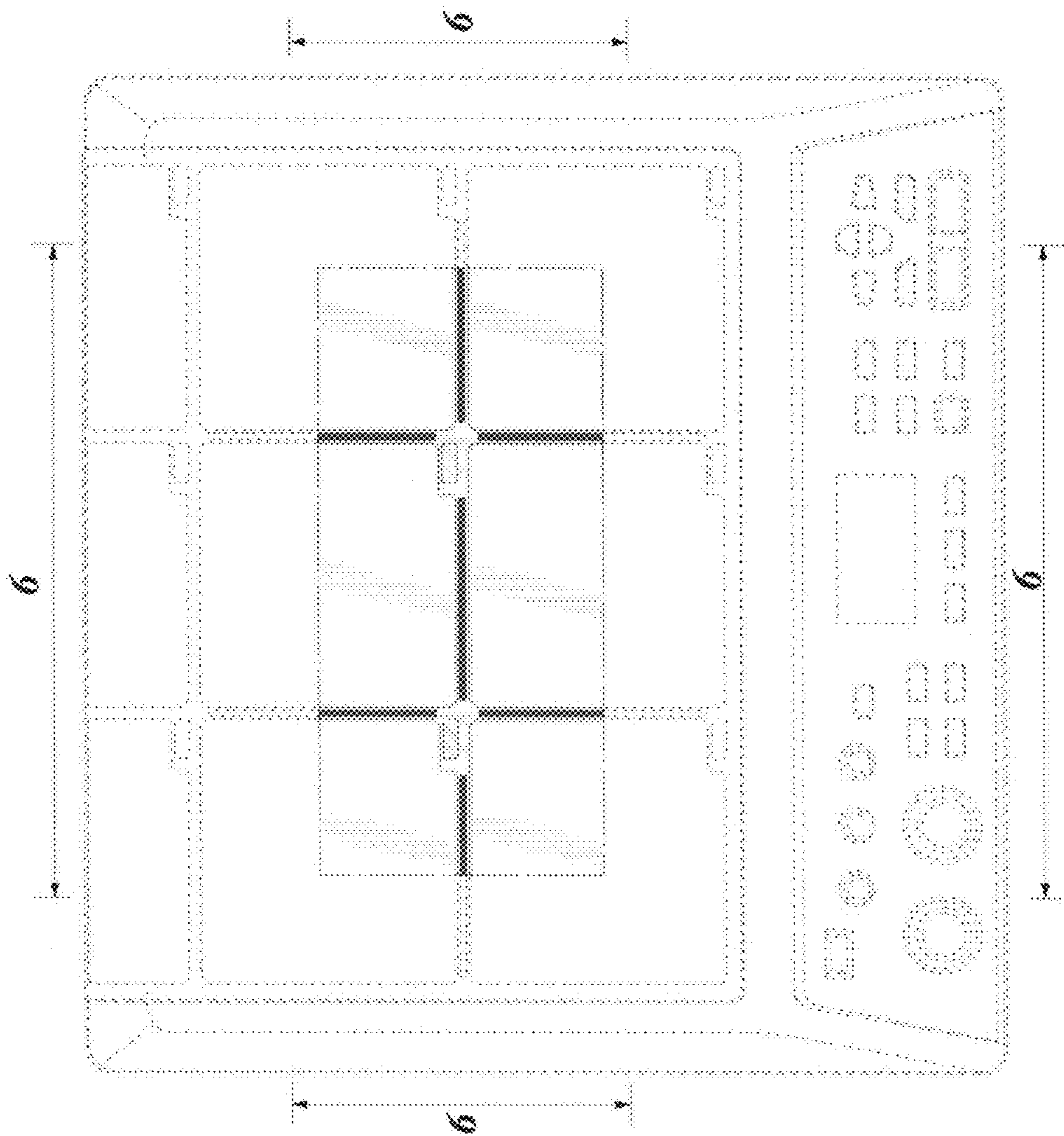


FIG. 4

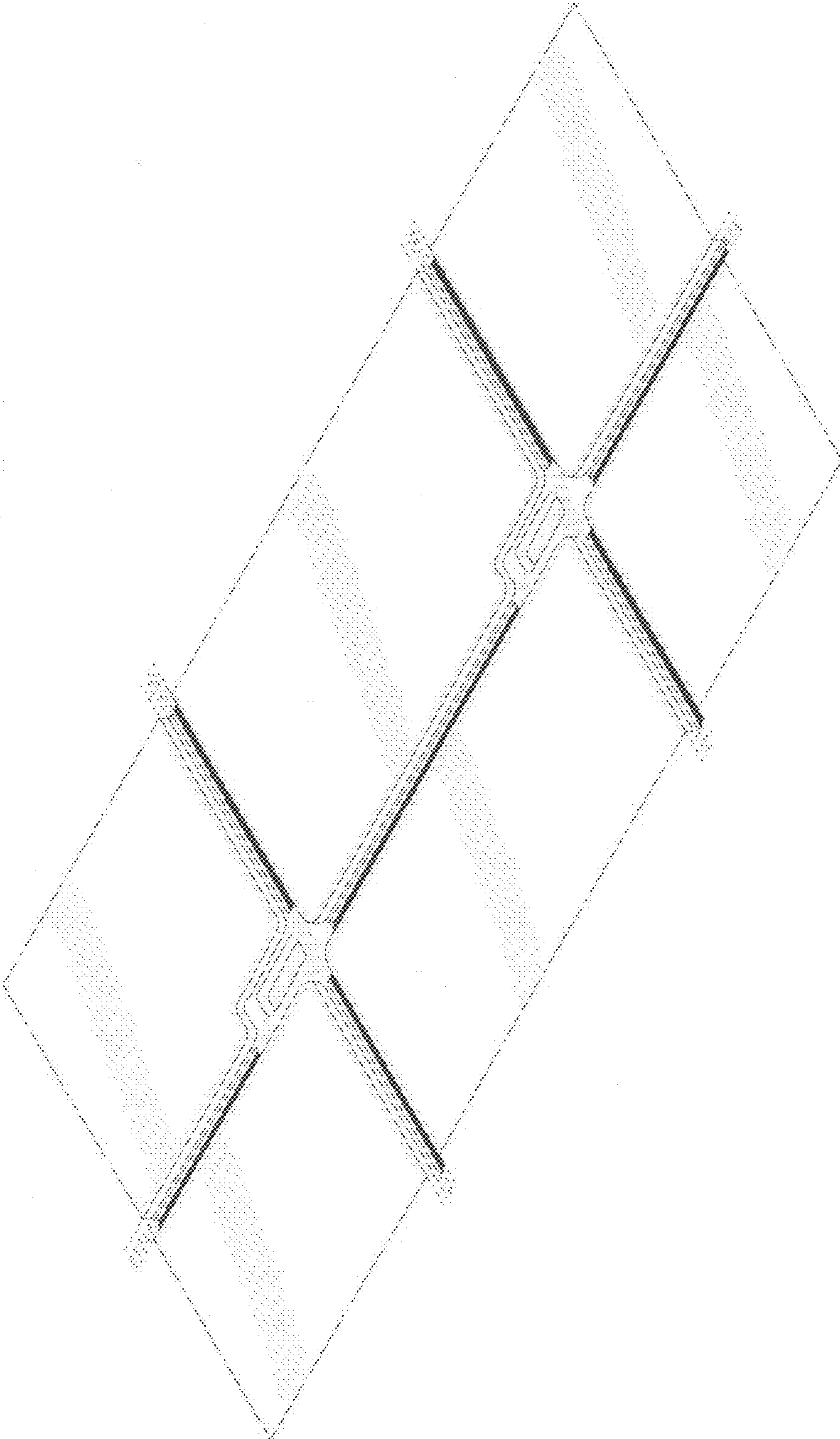


FIG. 5

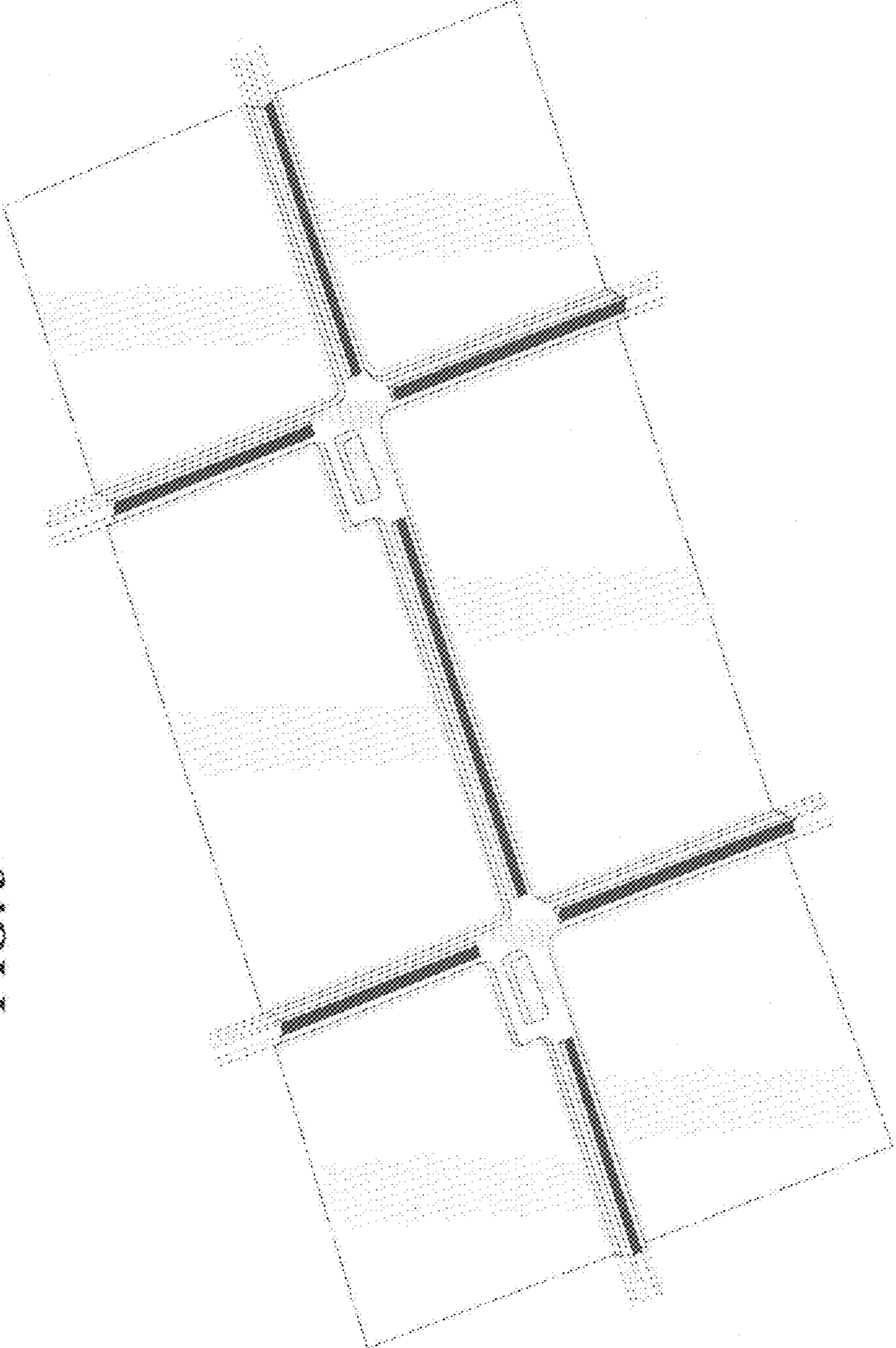


FIG. 6

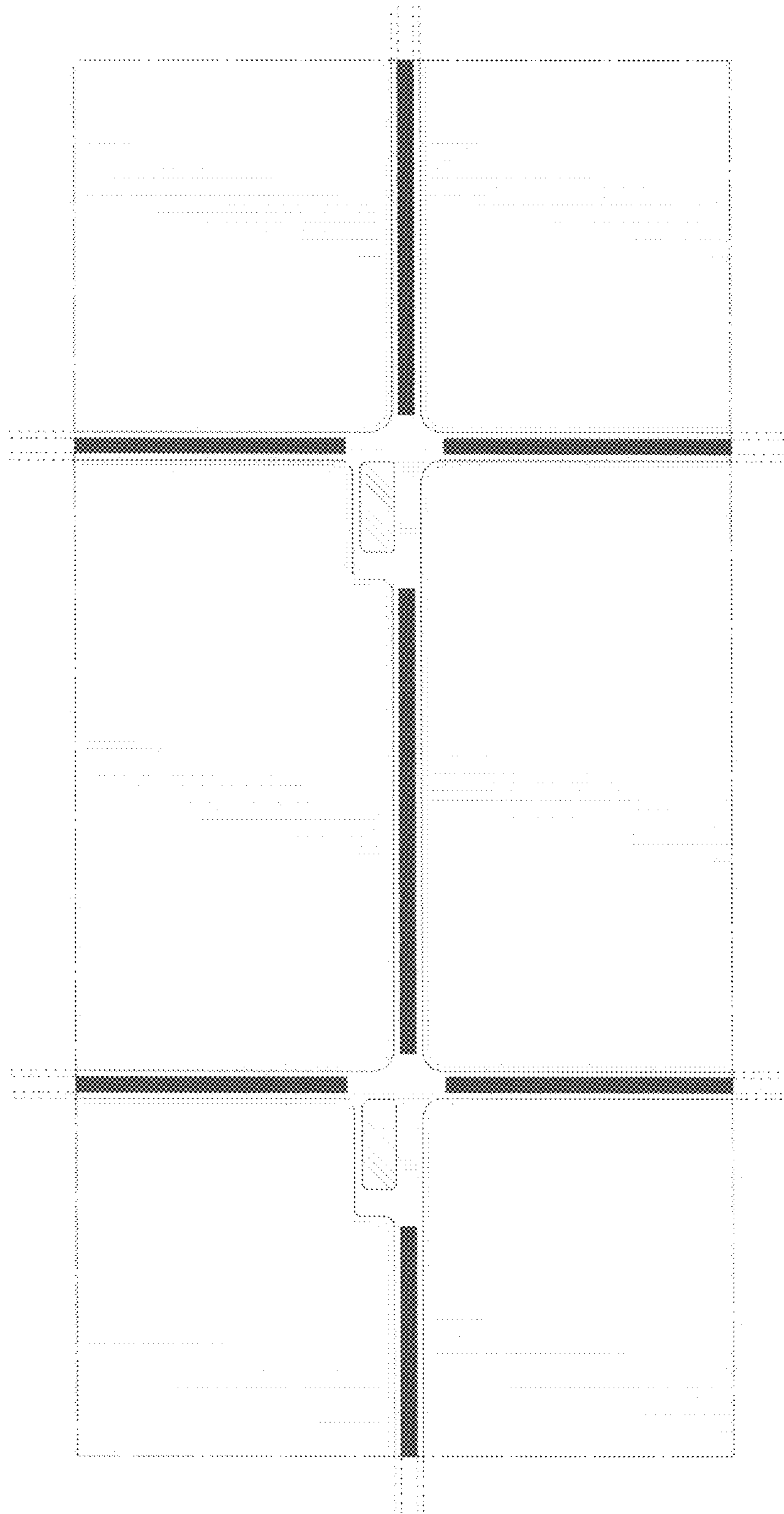
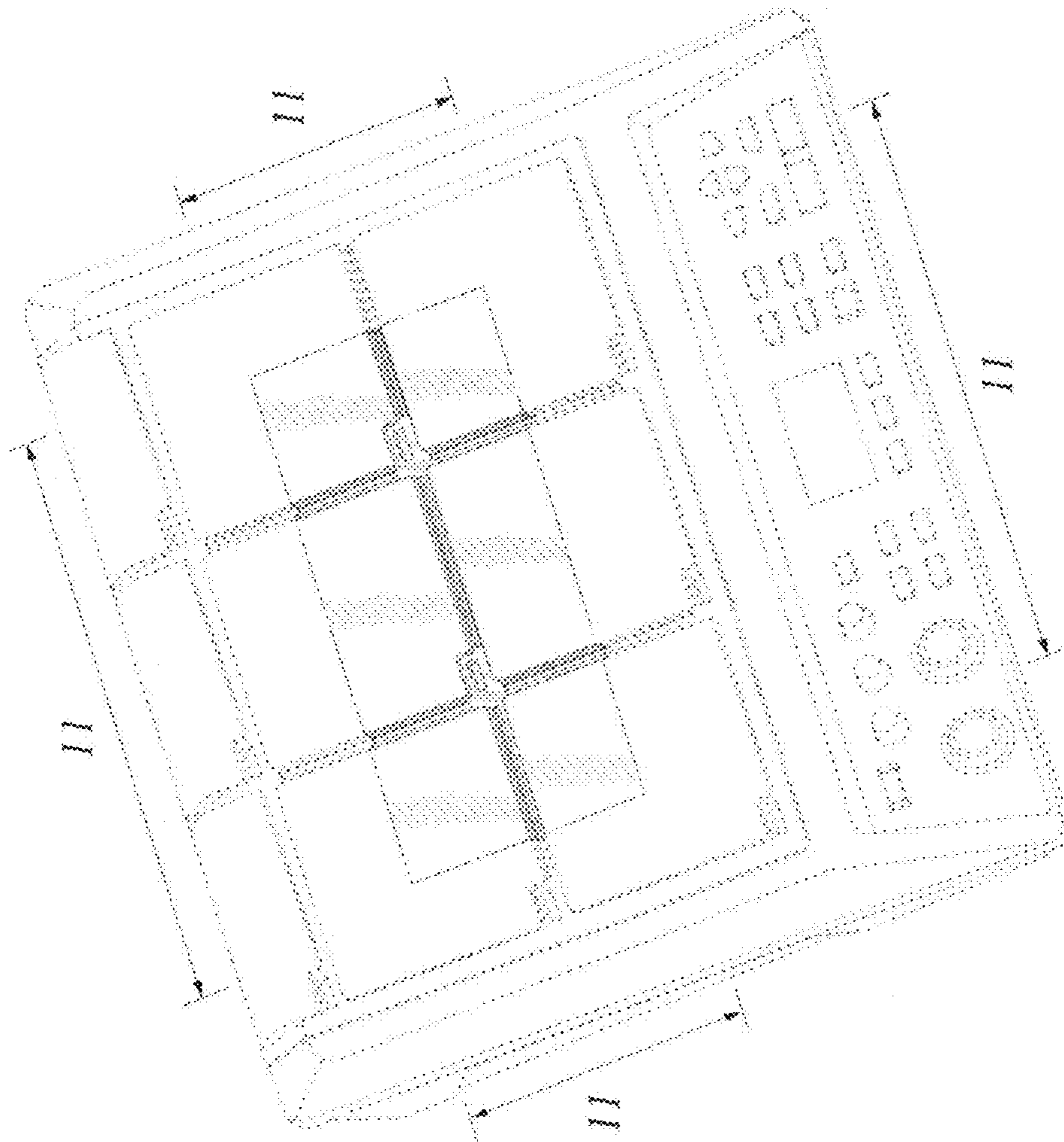


FIG. 8



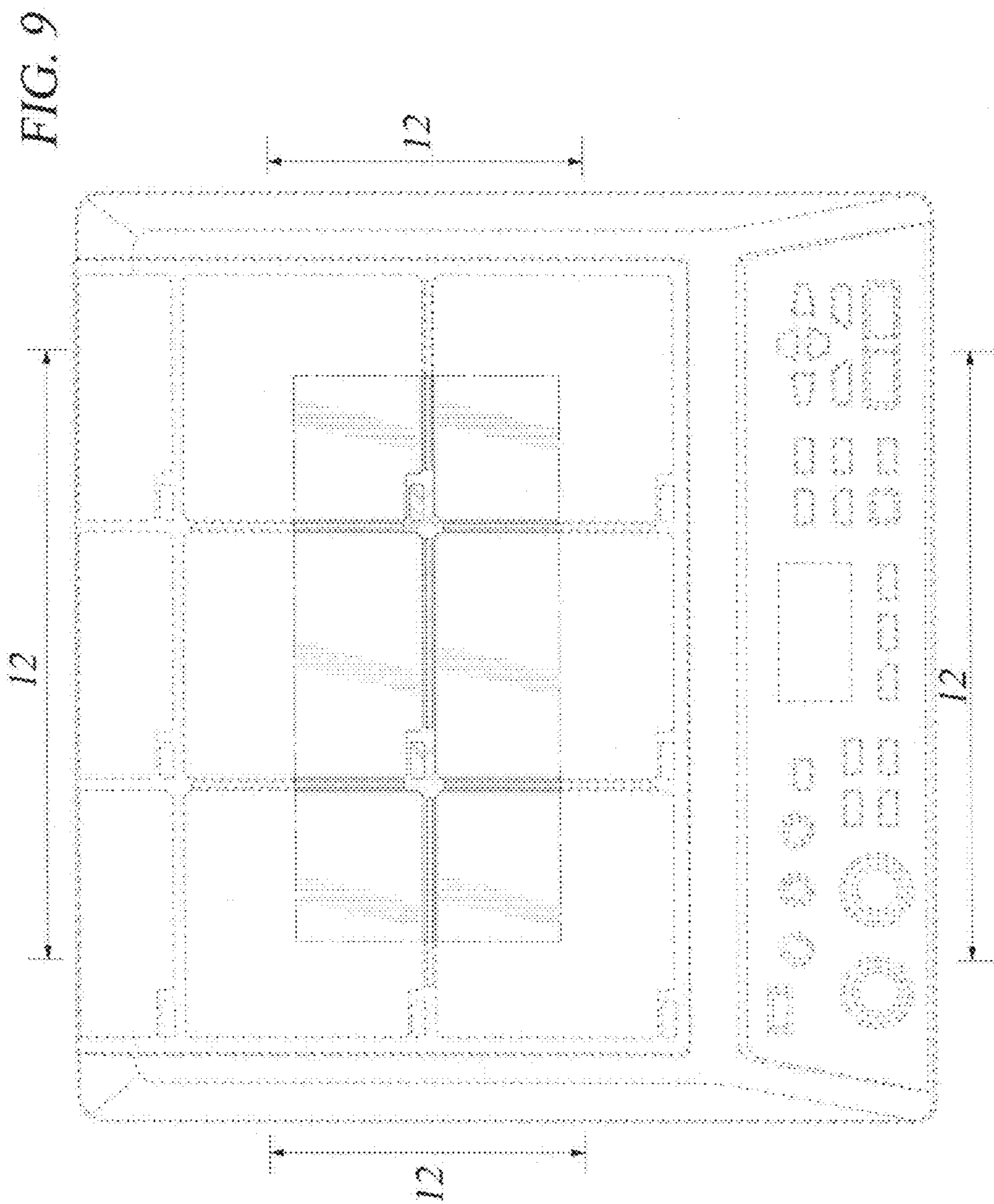


FIG. 10




FIG. 11

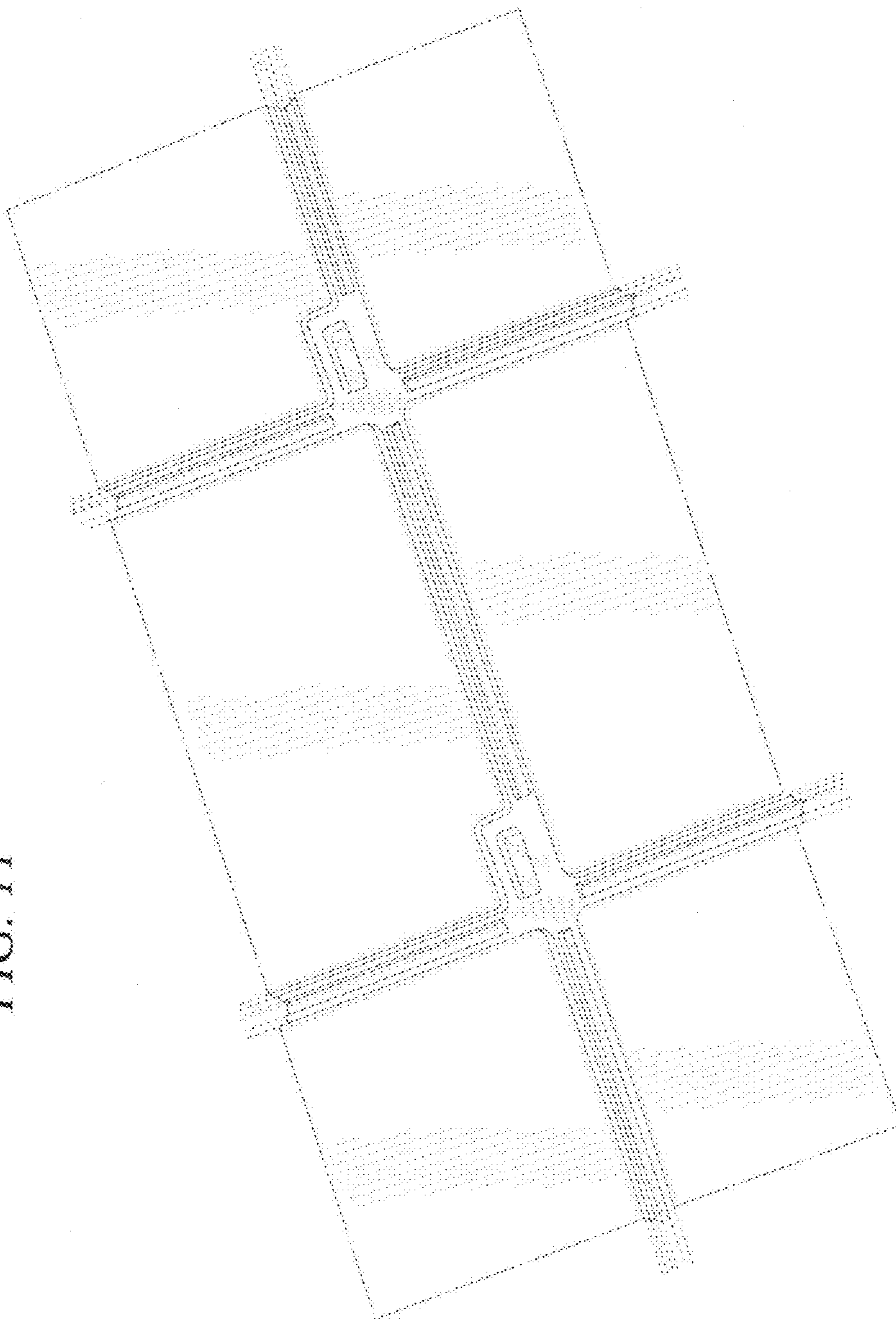


FIG. 12

