



US00D743457S

(12) **United States Design Patent**
Bodurov

(10) **Patent No.:** **US D743,457 S**
(45) **Date of Patent:** **** Nov. 17, 2015**

- (54) **GRINDING BODY**
- (71) Applicant: **Petar Bodurov**, Sofia (BG)
- (72) Inventor: **Petar Bodurov**, Sofia (BG)
- (73) Assignee: **RELO-BG LTD.** (BG)
- (**) Term: **14 Years**
- (21) Appl. No.: **29/473,531**
- (22) Filed: **Nov. 22, 2013**
- (51) **LOC (10) Cl.** **15-09**
- (52) **U.S. Cl.**
USPC **D15/126**
- (58) **Field of Classification Search**
USPC D15/139, 140, 133, 126; D8/70, 20;
241/184; D21/372
CPC B02C 17/20
See application file for complete search history.

DE	440198	1/1927
EM	001098669-0001	5/2009
EM	001098669-0002	5/2009
EM	001098669-0003	5/2009
EM	001098669-0004	5/2009
EM	001098669-0006	5/2009
EM	001098669-0007	5/2009
EM	001098669-0008	5/2009
EM	001098669-0009	5/2009
EM	001098669-0010	5/2009
EM	001098669-0011	5/2009
EM	001098669-0012	5/2009
EM	001098669-0013	5/2009

(Continued)

OTHER PUBLICATIONS

L. Tzotzorkov et al., "Comparative Studies on Balls Versus . . . Mill,"
Int. Mineral Proc. Congress Proceedings, Brisbane, Australia, pp.
1299-1307, Sep. 2010.

(Continued)

Primary Examiner — Susan Bennett Hattan
Assistant Examiner — Brett Miller

(74) *Attorney, Agent, or Firm* — Parker Ibrahim & Berg
LLC; Stephen D. LeBarron; Kenneth J. Heywood

(56) **References Cited**

U.S. PATENT DOCUMENTS

1,331,964	A *	2/1920	Newhouse	241/184
1,431,475	A	10/1922	MacDonald	
1,864,542	A *	6/1932	Holzapfel	241/184
2,847,169	A *	8/1958	Hartman	241/184
2,978,850	A *	4/1961	Gleszer	451/35
4,634,062	A *	1/1987	Berchem	241/184
D404,085	S *	1/1999	Golad et al.	D21/372
D722,331	S *	2/2015	Shinozaki	D15/126
2011/0297775	A1 *	12/2011	Bodurov	241/291
2014/0191069	A1 *	7/2014	Bodurov et al.	241/184

FOREIGN PATENT DOCUMENTS

BG	2420	5/1973
BG	1359	9/2010
BG	080963	5/2013
CN	202823523	3/2013

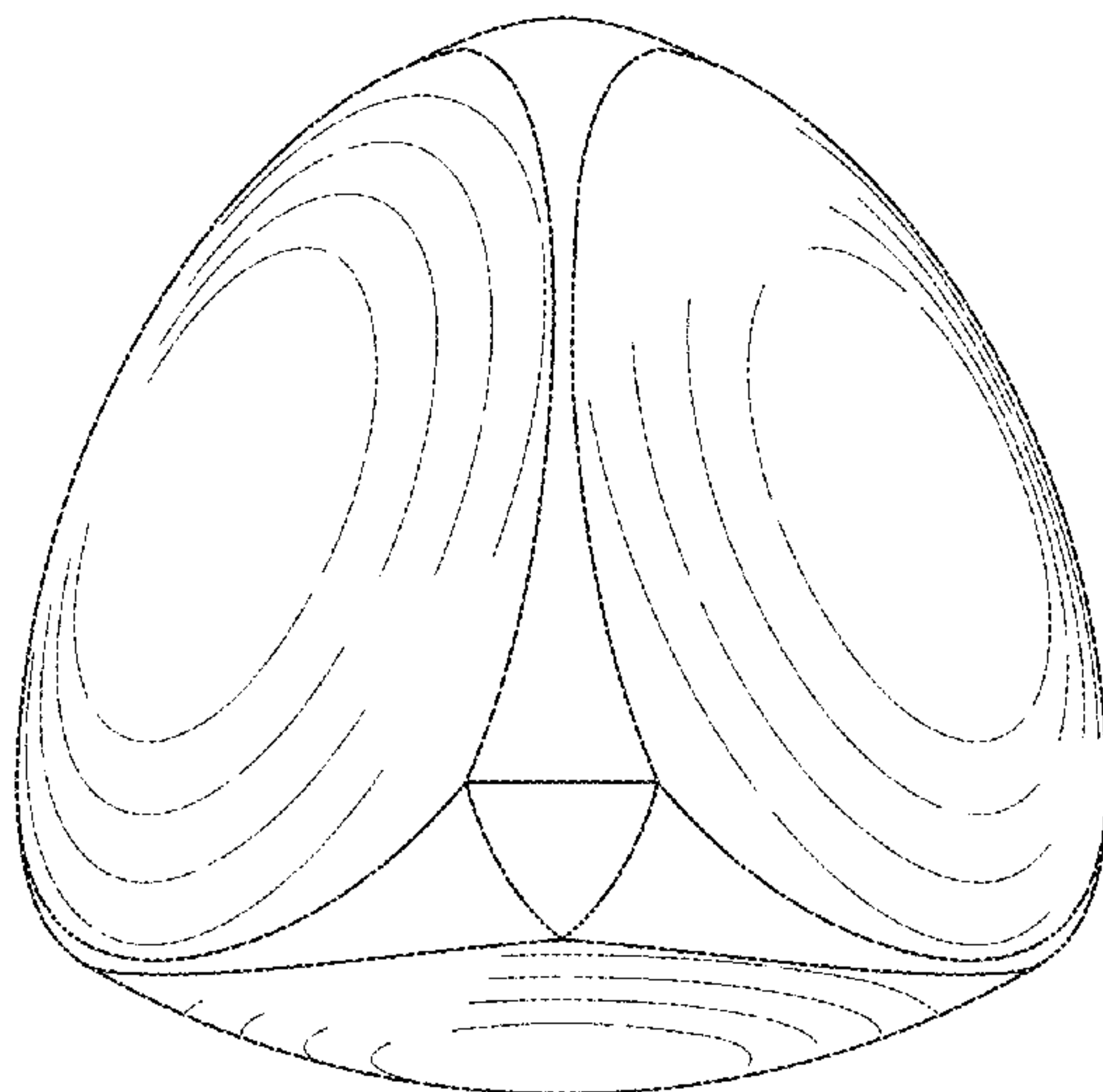
(57) **CLAIM**

The ornamental design for a grinding body, as shown and described.

DESCRIPTION

FIG. 1 is a front view of a grinding body showing my new and ornamental design;
FIG. 2 is a top view thereof;
FIG. 3 is a first side view thereof;
FIG. 4 is a second side view thereof;
FIG. 5 is a first perspective view thereof;
FIG. 6 is a second perspective view thereof; and,
FIG. 7 is a third perspective view thereof.

1 Claim, 7 Drawing Sheets



(56)

References Cited

FOREIGN PATENT DOCUMENTS

EM	001098669-0014	5/2009
EM	001098669-0015	5/2009
EM	001098669-0016	5/2009
EM	001098669-0017	5/2009
FR	811408	12/1935
RU	1388088	4/1988
RU	2305597	9/2007

WO	2010094091	8/2010
WO	2012048391	4/2012
WO	2012068647 A2	5/2012
ZA	201106714	5/2012

OTHER PUBLICATIONS

L. Tzotzorkov et al, "Theoretical Studies on . . . Mills," Proc. of Procemin, Santiago, Chile, pp. 1-8, Nov. 2012.

* cited by examiner

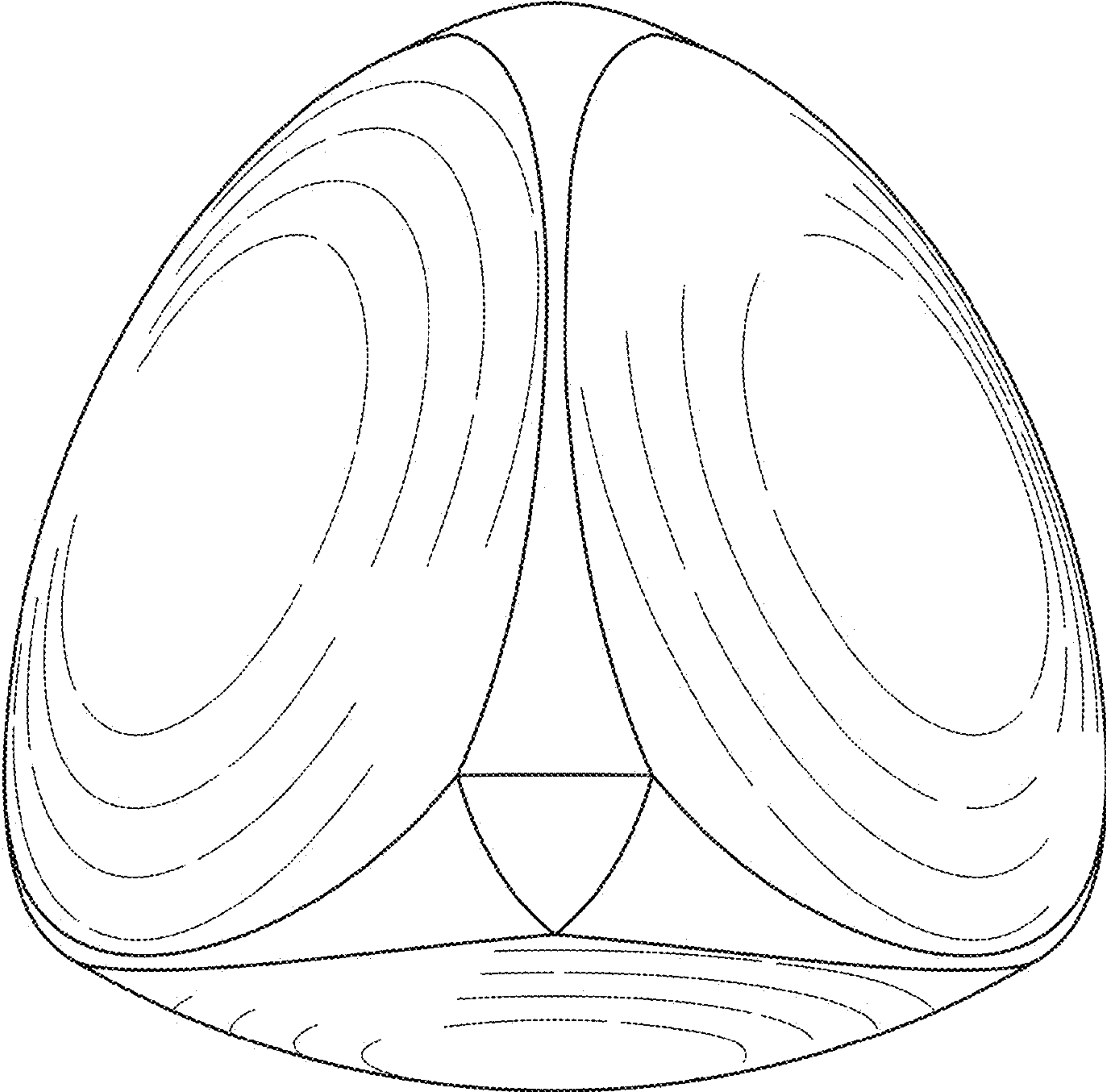


FIG. 1

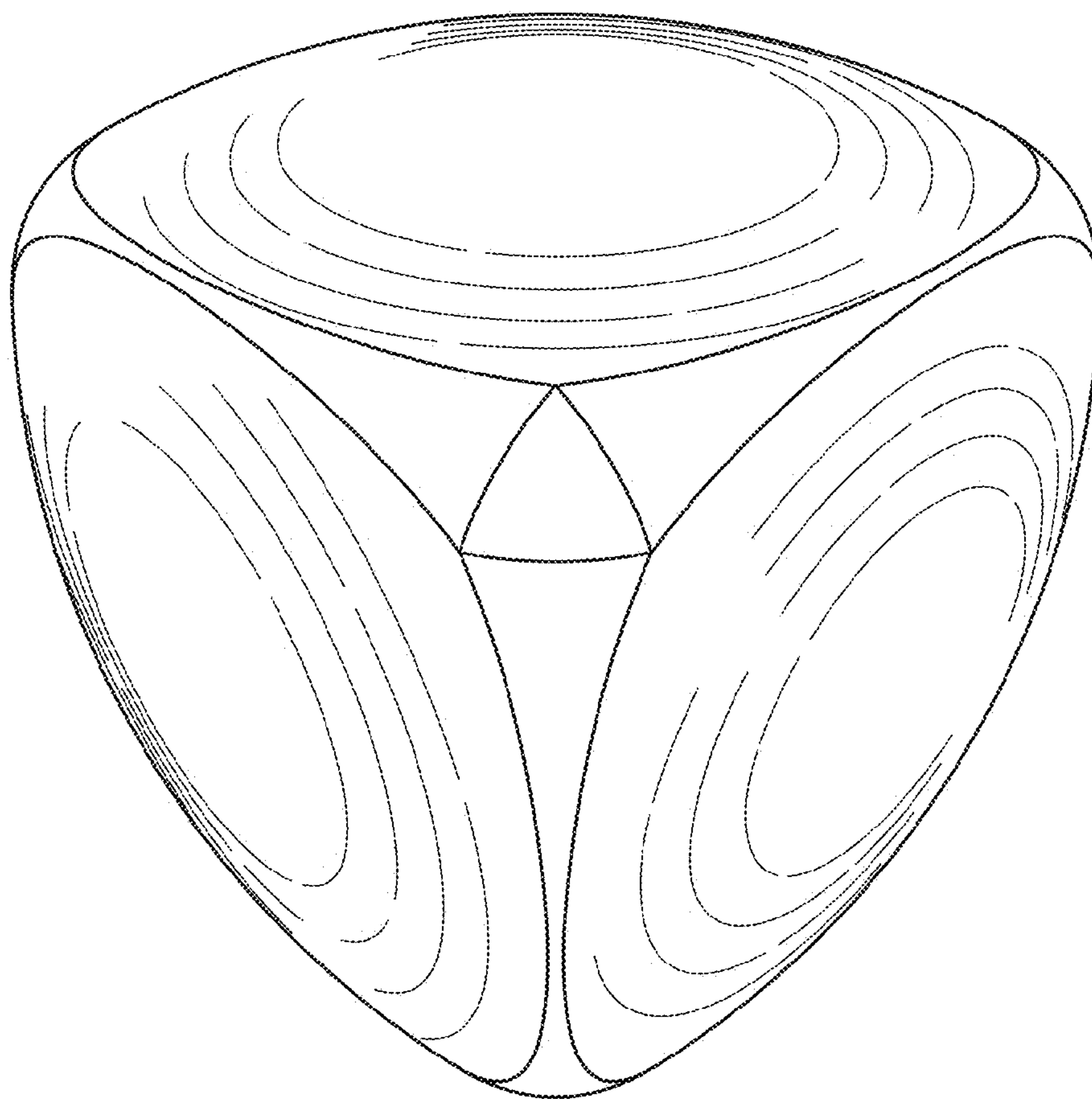


FIG. 2

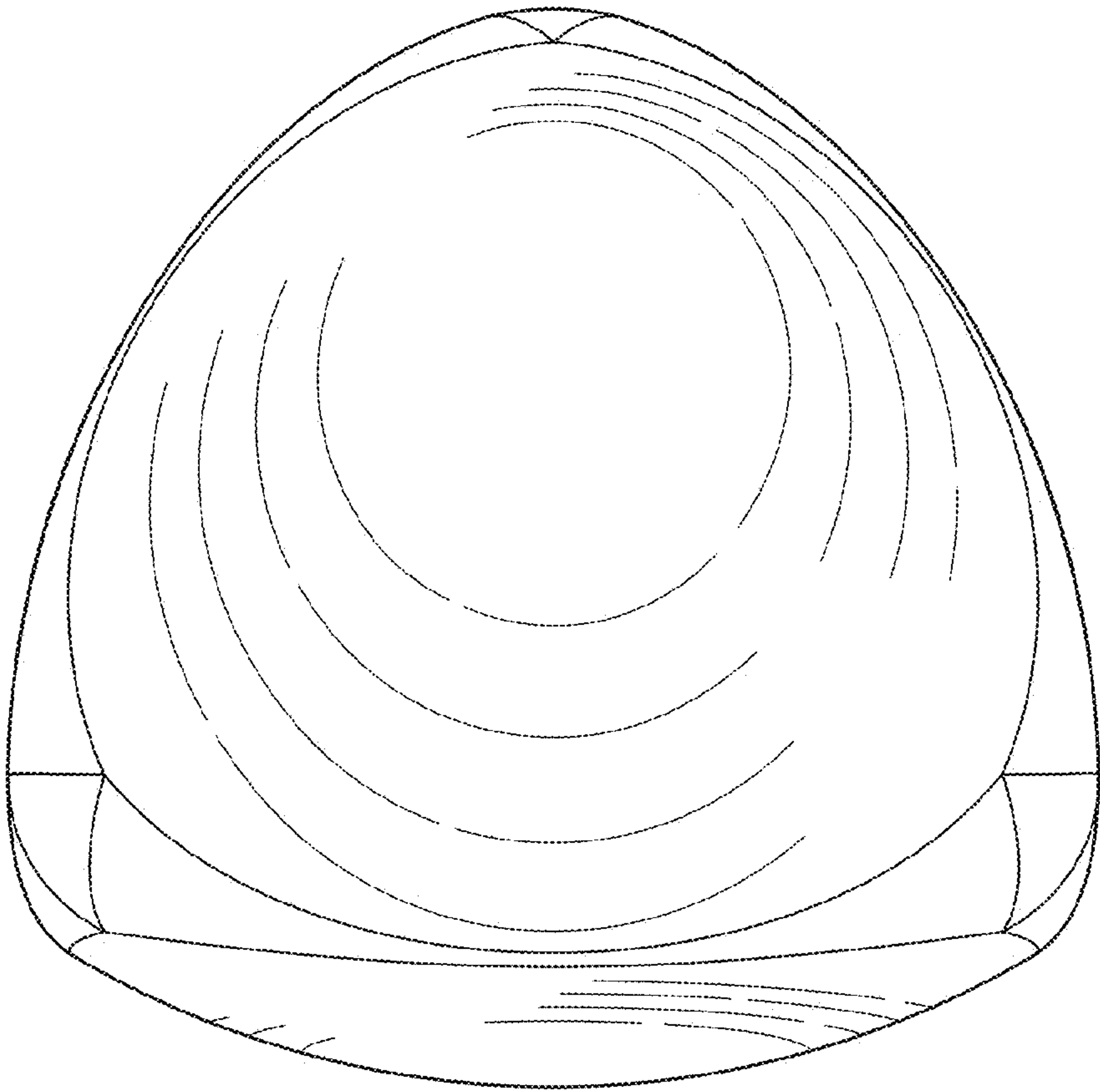


FIG. 3

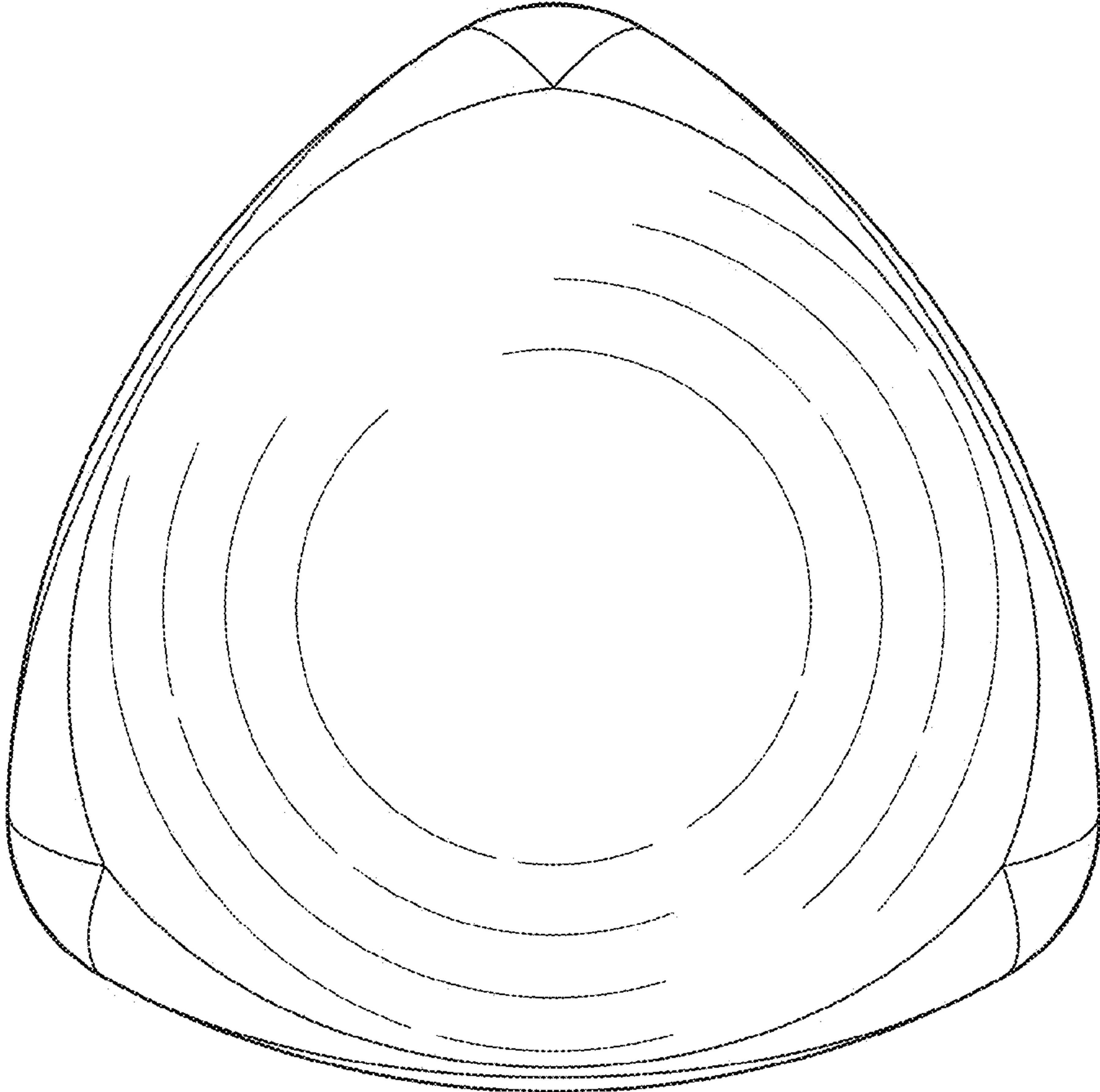


FIG. 4

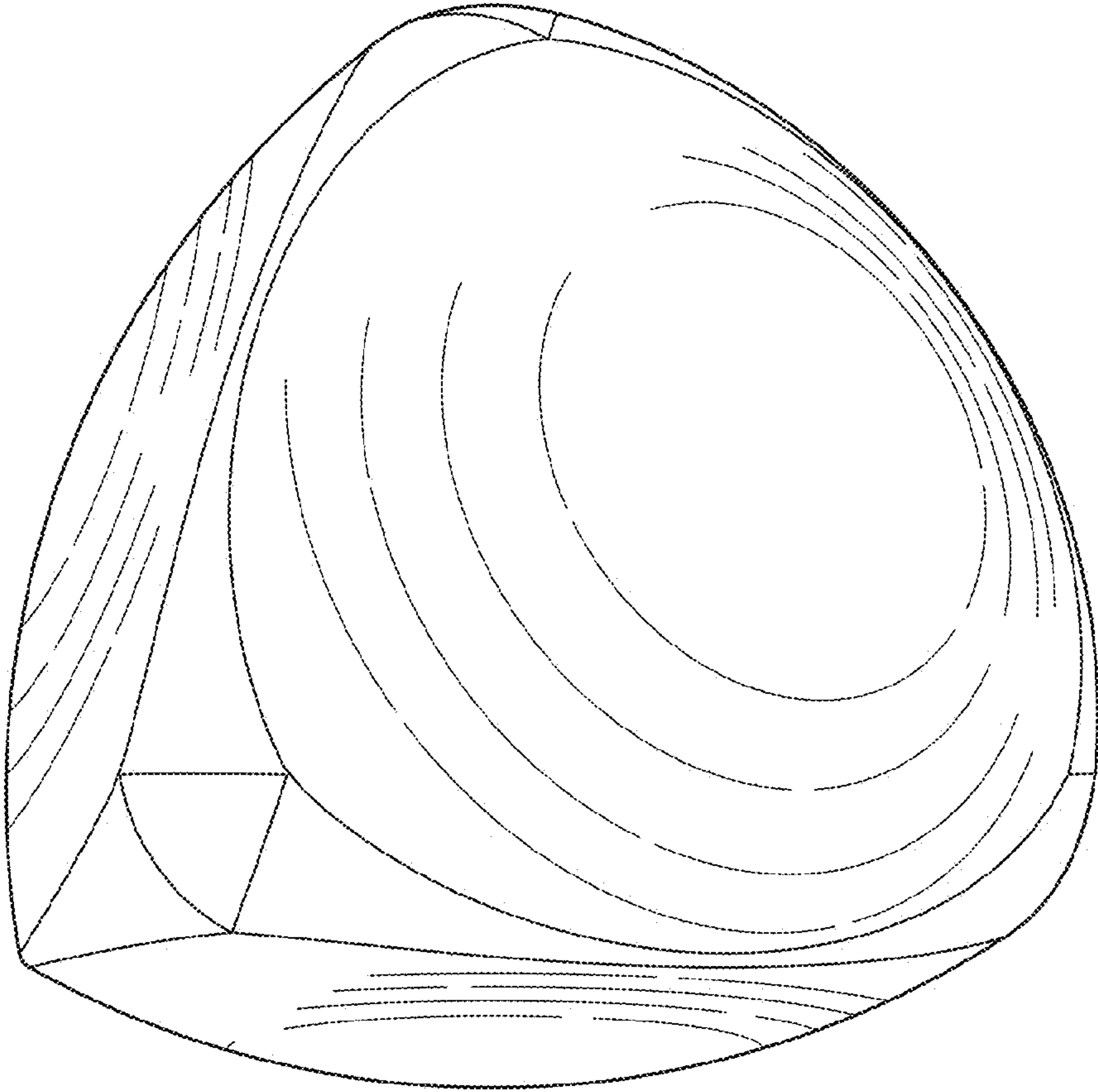


FIG. 5

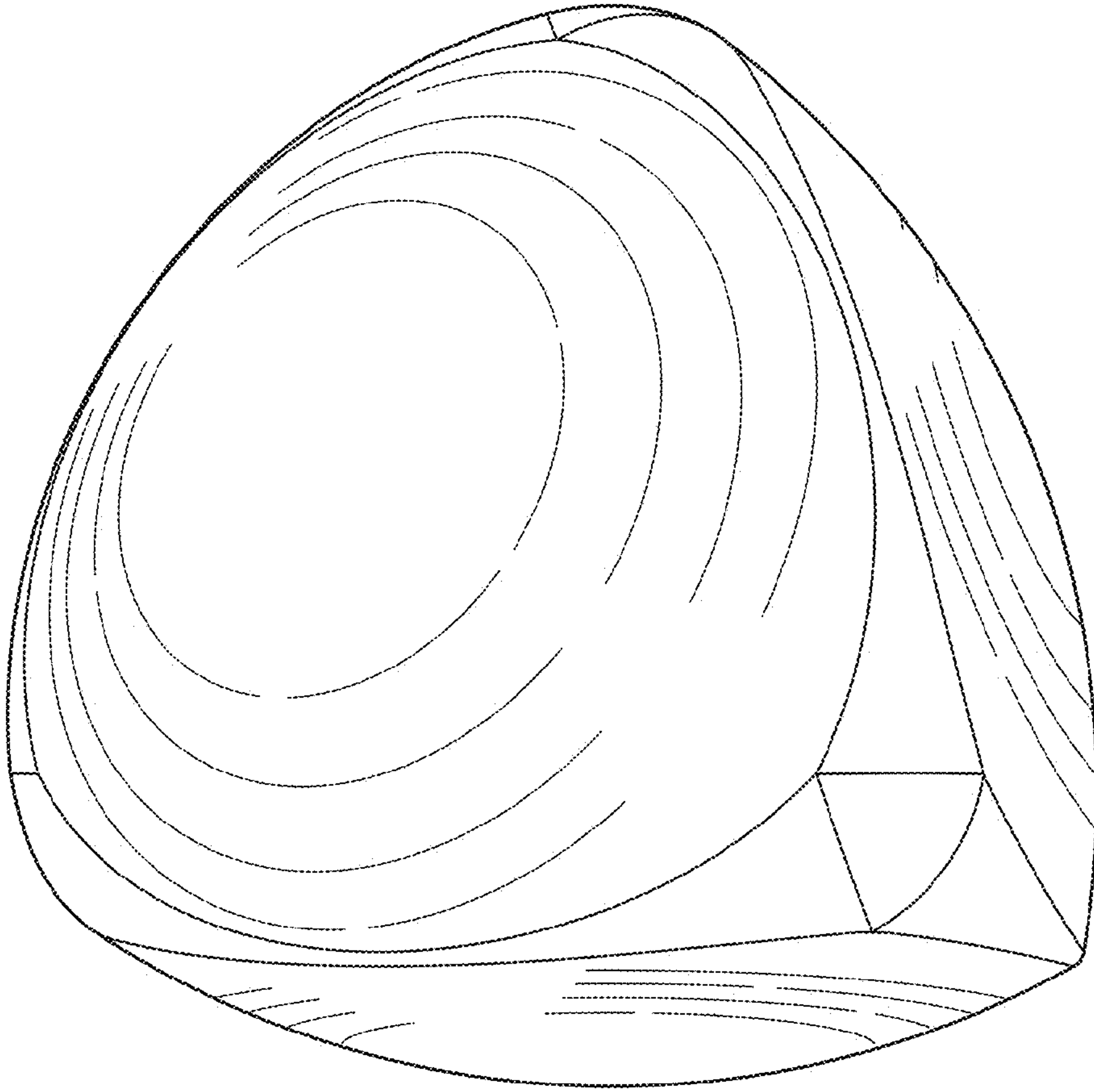


FIG. 6

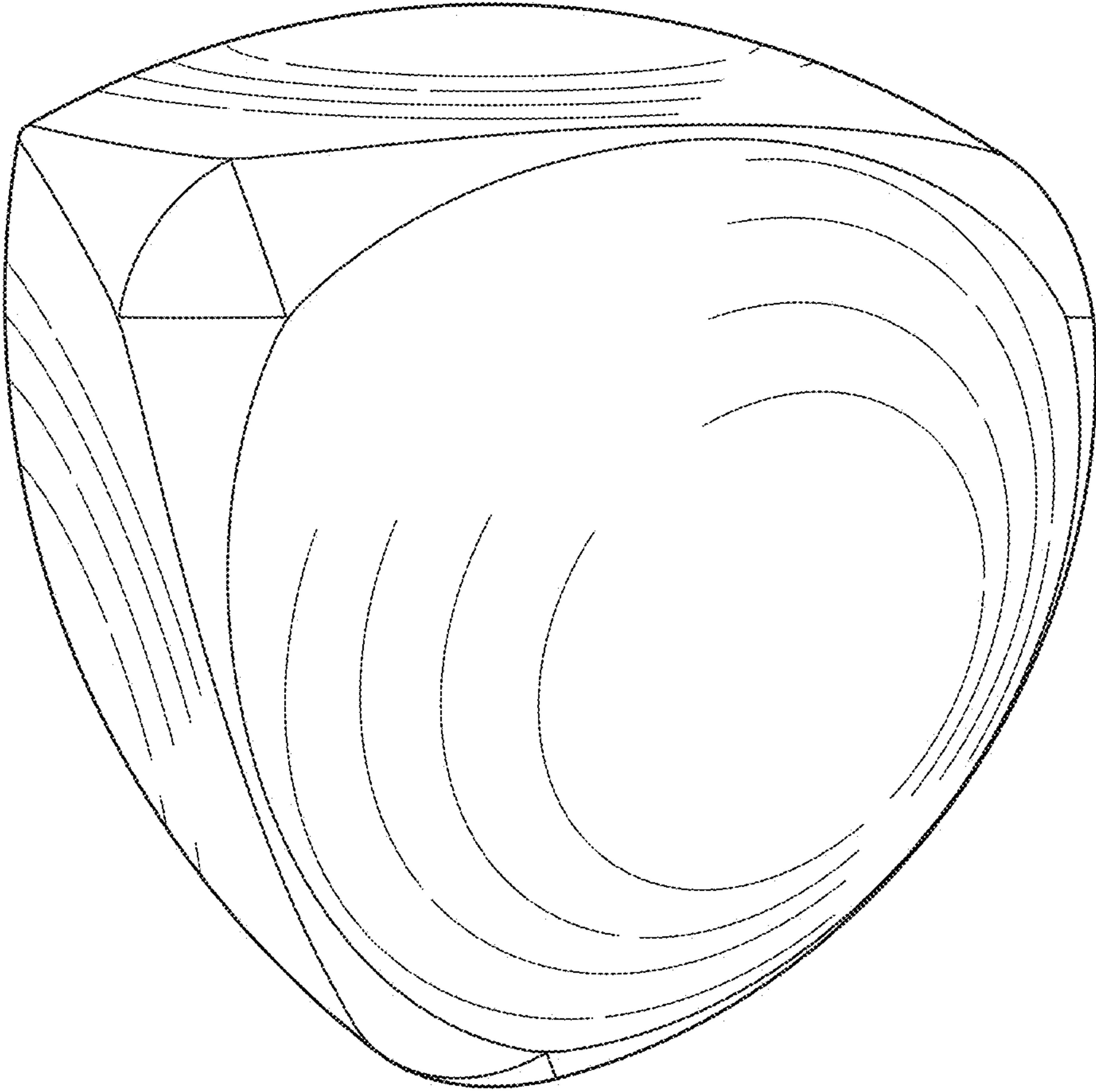


FIG. 7