



US00D743426S

(12) **United States Design Patent**  
**Seo et al.**

(10) **Patent No.:** **US D743,426 S**

(45) **Date of Patent:** **\*\* Nov. 17, 2015**

(54) **DISPLAY SCREEN OR PORTION THEREOF WITH GRAPHICAL USER INTERFACE**

(71) Applicant: **Samsung Electronics Co., Ltd.**,  
Suwon-si (KR)

(72) Inventors: **Jang-Won Seo**, Seoul (KR);  
**Yong-Hwan Kwon**, Sungnam-Si (KR);  
**Ji-Eun Kim**, Suwon-Si (KR); **Ji-Hong Kim**,  
Seoul (KR); **Hye-Ryung Kim**,  
Sungnam-Si (KR); **Se-Ran Jeon**, Seoul  
(KR); **Woo-Seok Hwang**, Seoul (KR)

(73) Assignee: **Samsung Electronics Co., Ltd.**,  
Suwon-si (KR)

(\*\*) Term: **14 Years**

(21) Appl. No.: **29/459,972**

(22) Filed: **Jul. 5, 2013**

(30) **Foreign Application Priority Data**

Jan. 5, 2013 (KR) ..... 30-2013-0000725

(51) **LOC (10) Cl.** ..... **14-04**

(52) **U.S. Cl.**  
USPC ..... **D14/486**

(58) **Field of Classification Search**  
USPC ..... D14/485-495; D18/26, 31, 32, 33;  
D20/11, 12, 23, 24, 25, 29, 30, 31, 32,  
D20/36, 37, 38; 715/702, 764, 838  
CPC ..... G06F 3/048; G06F 3/0481; G06F 3/0482;  
G06F 3/04817; G06F 3/04812  
See application file for complete search history.

(56) **References Cited**

U.S. PATENT DOCUMENTS

5,943,655 A \* 8/1999 Jacobson ..... 705/30  
5,963,916 A \* 10/1999 Kaplan ..... 705/7.29

6,897,880 B2 \* 5/2005 Samra ..... 345/619  
D558,221 S \* 12/2007 Nagata et al. .... D14/488  
D571,819 S \* 6/2008 Scott et al. .... D14/487  
D580,450 S \* 11/2008 Chen et al. .... D14/486  
D582,938 S \* 12/2008 Chen et al. .... D14/488  
D614,191 S \* 4/2010 Takano et al. .... D14/486  
D633,514 S \* 3/2011 Tokunaga et al. .... D14/487  
8,037,412 B2 \* 10/2011 Nathan et al. .... 715/716  
D664,986 S \* 8/2012 Lee et al. .... D14/488  
D667,424 S \* 9/2012 Lee et al. .... D14/488  
D672,363 S \* 12/2012 Reyna et al. .... D14/486  
D677,686 S \* 3/2013 Reyna et al. .... D14/486  
D677,692 S \* 3/2013 Fong et al. .... D14/488  
D686,237 S \* 7/2013 Alucema et al. .... D14/486  
D689,064 S \* 9/2013 Reyna et al. .... D14/486  
D691,173 S \* 10/2013 Bates et al. .... D14/488  
D691,619 S \* 10/2013 Satterfield et al. .... D14/485

(Continued)

*Primary Examiner* — Philip S Hyder

*Assistant Examiner* — Darlington Ly

(74) *Attorney, Agent, or Firm* — NSIP Law

(57) **CLAIM**

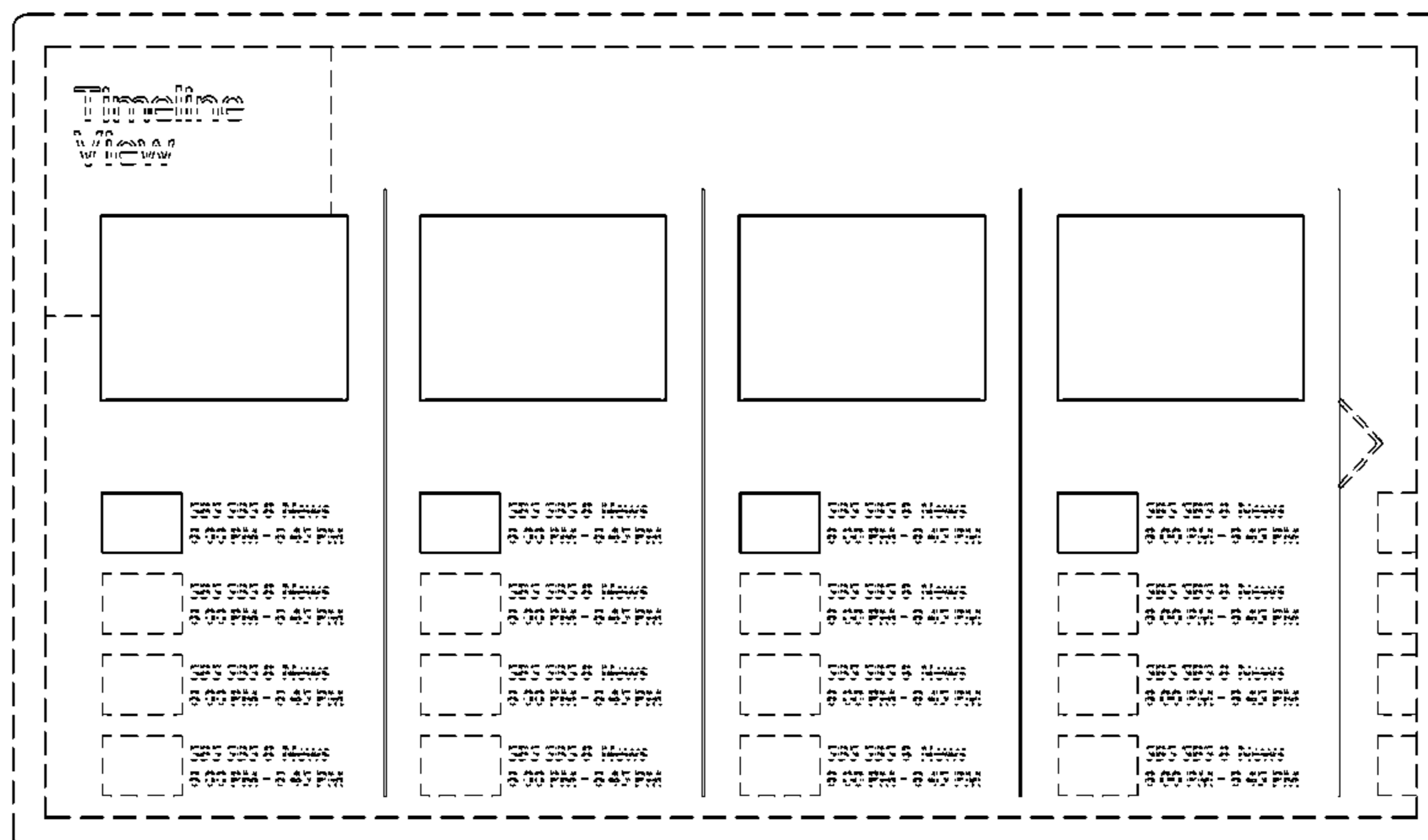
We claim the ornamental design for a display screen or portion thereof with graphical user interface, as shown and described.

**DESCRIPTION**

FIG. 1 is a front view of a display screen or portion thereof with graphical user interface, showing our new design; and, FIG. 2 is a front view thereof, in which a mobile terminal in broken lines is provided to illustrate an example environment. The broken line perimeter in FIG. 1 represents both the boundaries of the display screen and the graphical user interface. In FIG. 1, this outer edge of the portion of the display screen is understood to be congruent with the outer edge of the graphical user interface.

The broken lines shown in the drawings illustrate portions of the display screen or portion thereof with graphical user interface and an environmental mobile terminal that forms no part of the claimed design.

**1 Claim, 2 Drawing Sheets**



# US D743,426 S

Page 2

---

(56)

## References Cited

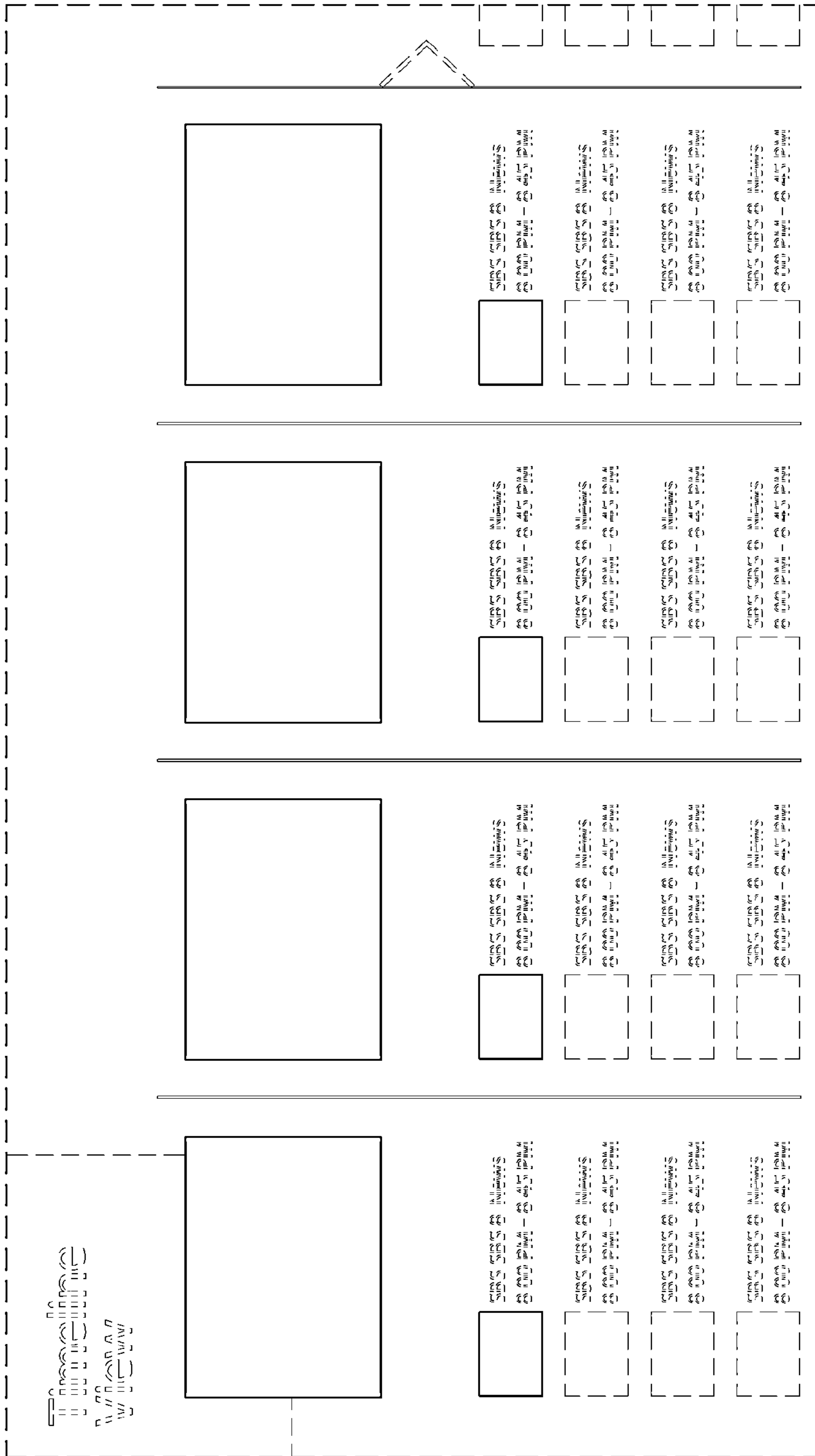
### U.S. PATENT DOCUMENTS

D692,448 S \* 10/2013 Jung et al. .... D14/486  
D695,778 S \* 12/2013 Edwards et al. .... D14/488  
D707,693 S \* 6/2014 Satterfield et al. .... D14/486

D722,069 S \* 2/2015 Lee et al. .... D14/485  
2005/0160369 A1 \* 7/2005 Balabanovic et al. .... 715/766  
2010/0002013 A1 \* 1/2010 Kagaya ..... 345/619  
2013/0014048 A1 \* 1/2013 Satterfield et al. .... 715/777

\* cited by examiner

FIG. 1



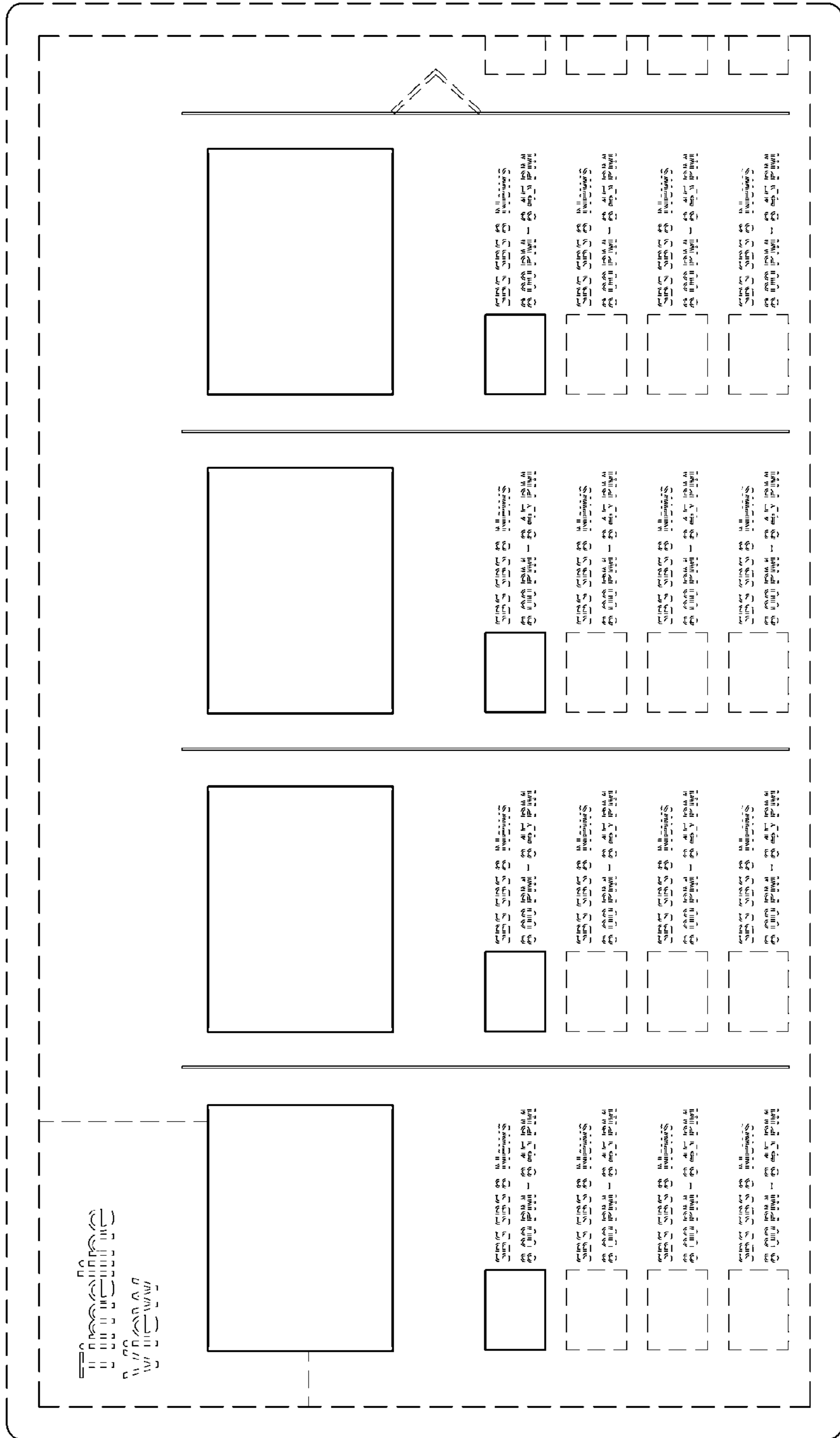


FIG. 2