



US00D743396S

(12) **United States Design Patent**  
**Wade et al.**

(10) **Patent No.:** **US D743,396 S**  
(45) **Date of Patent:** **\*\* Nov. 17, 2015**

(54) **STYLUS**

(71) Applicants: **Lucas Wade**, Austin, TX (US); **Bastian Albinus**, Taipei (TW); **Willy Fan**, Taipei (TW); **Eugene Hung**, Taipei (TW)

(72) Inventors: **Lucas Wade**, Austin, TX (US); **Bastian Albinus**, Taipei (TW); **Willy Fan**, Taipei (TW); **Eugene Hung**, Taipei (TW)

(73) Assignee: **Adonit Co., Ltd.**, Taipei (TW)

(\*\*) Term: **14 Years**

(21) Appl. No.: **29/523,878**

(22) Filed: **Apr. 14, 2015**

(51) **LOC (10) Cl.** ..... **14-02**

(52) **U.S. Cl.**  
USPC ..... **D14/411**

(58) **Field of Classification Search**  
USPC ..... D14/411; D19/35, 36, 41-51, 54-58;  
401/55, 99, 100, 104-107, 196, 197,  
401/202, 208, 209, 213, 192, 195, 243;  
708/107; 345/179, 173; 178/19.01;  
700/94  
CPC ..... G06F 3/016; G06F 3/033; G06F 3/0317;  
G06F 3/03545; G06F 3/041; G06K 9/222  
See application file for complete search history.

(56) **References Cited**

U.S. PATENT DOCUMENTS

D623,650 S *	9/2010	Ishibashi et al. ....	D14/411
D634,747 S *	3/2011	Wong et al. ....	D14/411
D686,618 S *	7/2013	Wilson et al. ....	D14/411
D686,620 S *	7/2013	Chung .....	D14/411
D710,854 S *	8/2014	Huang .....	D14/411
D715,297 S *	10/2014	Li .....	D14/411
D717,798 S *	11/2014	Groene et al. ....	D14/411
D718,312 S *	11/2014	Boisdevesys .....	D14/411
D720,348 S *	12/2014	Robinson et al. ....	D14/411
D724,087 S *	3/2015	Sakatsume et al. ....	D14/411
D725,112 S *	3/2015	Bo .....	D14/411

\* cited by examiner

*Primary Examiner* — Austin Murphy

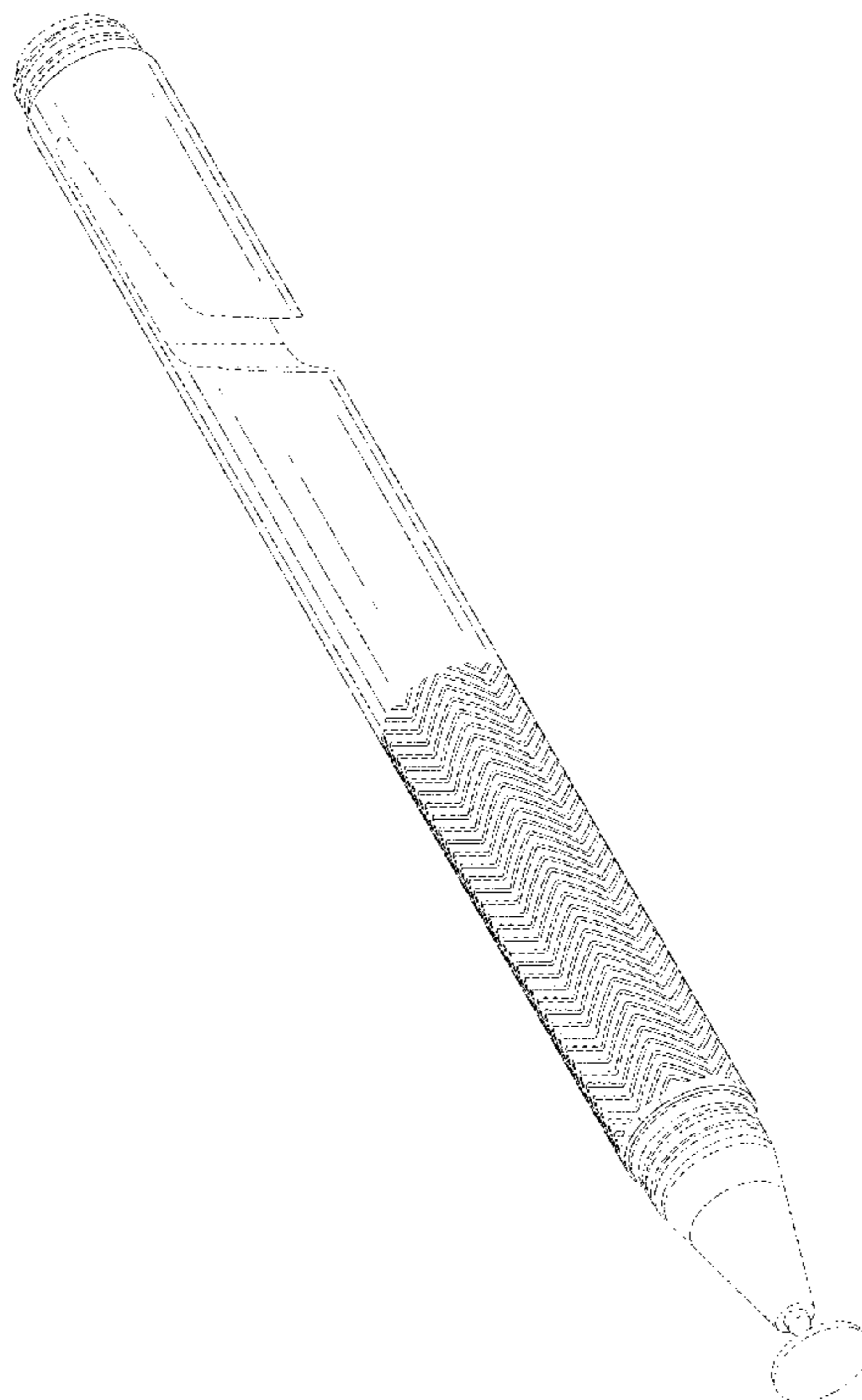
(57) **CLAIM**

The ornamental design for a stylus, as shown and described.

**DESCRIPTION**

FIG. 1 is a perspective view from the lower right front of the stylus;  
FIG. 2 is a front view of the stylus;  
FIG. 3 is a rear view of the stylus;  
FIG. 4 is a left side view of the stylus;  
FIG. 5 is a right side view of the stylus;  
FIG. 6 is a top view of the stylus;  
FIG. 7 is a bottom view of the stylus; and,  
FIG. 8 is a perspective view from the upper left rear of the stylus, shown in use in a typical environment.  
The broken lines shown in the drawings illustrate unclaimed portions of the design and/or environmental structure and form no part of the claimed design.

**1 Claim, 4 Drawing Sheets**



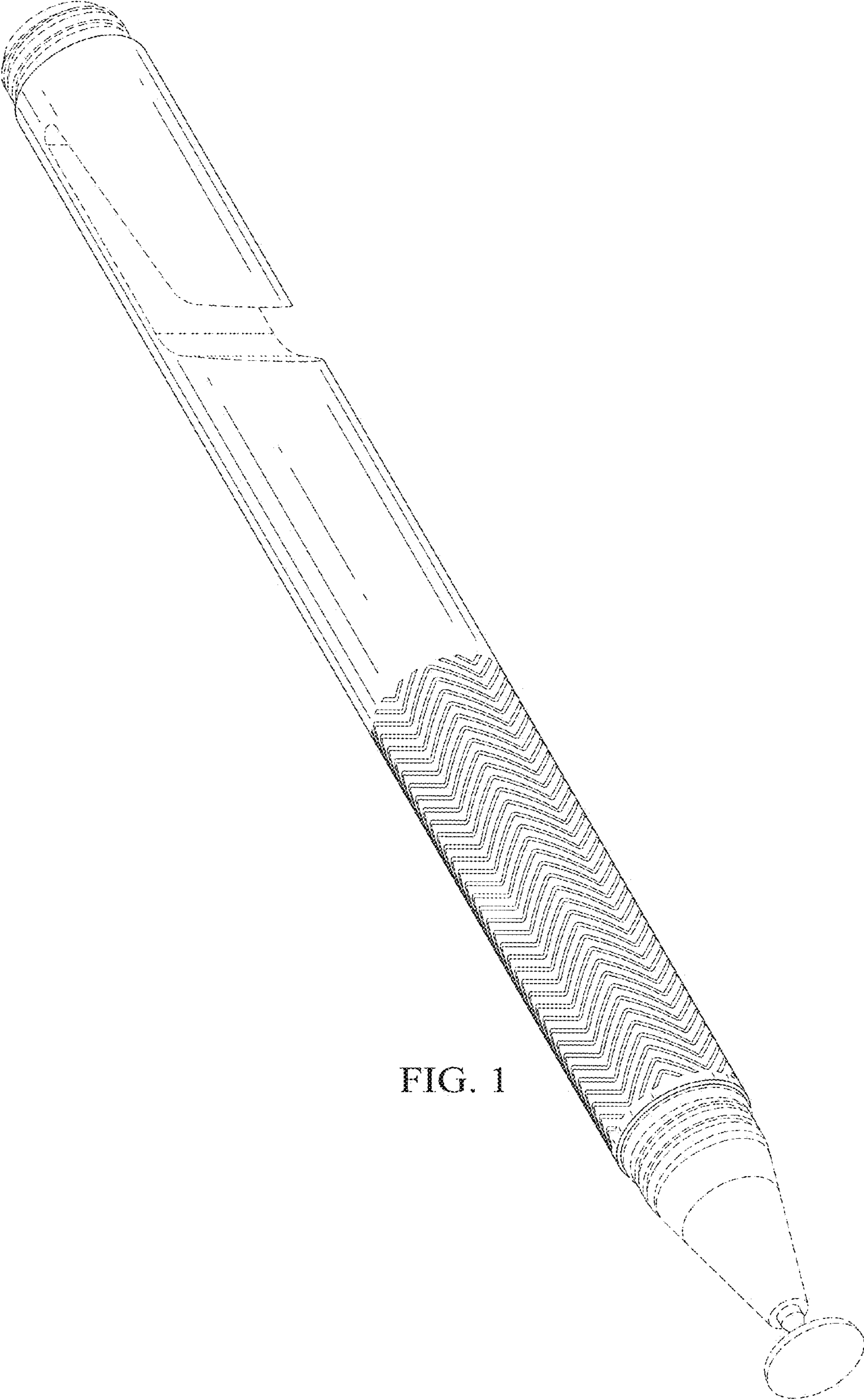


FIG. 1




FIG. 2



FIG. 3




FIG. 4

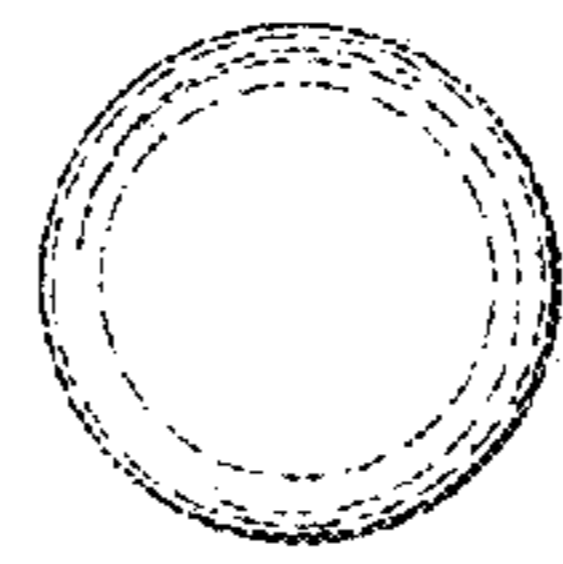


FIG. 6

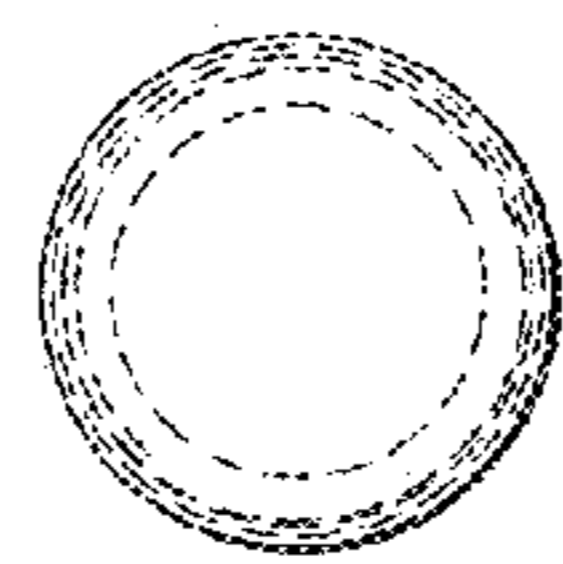


FIG. 7




FIG. 5

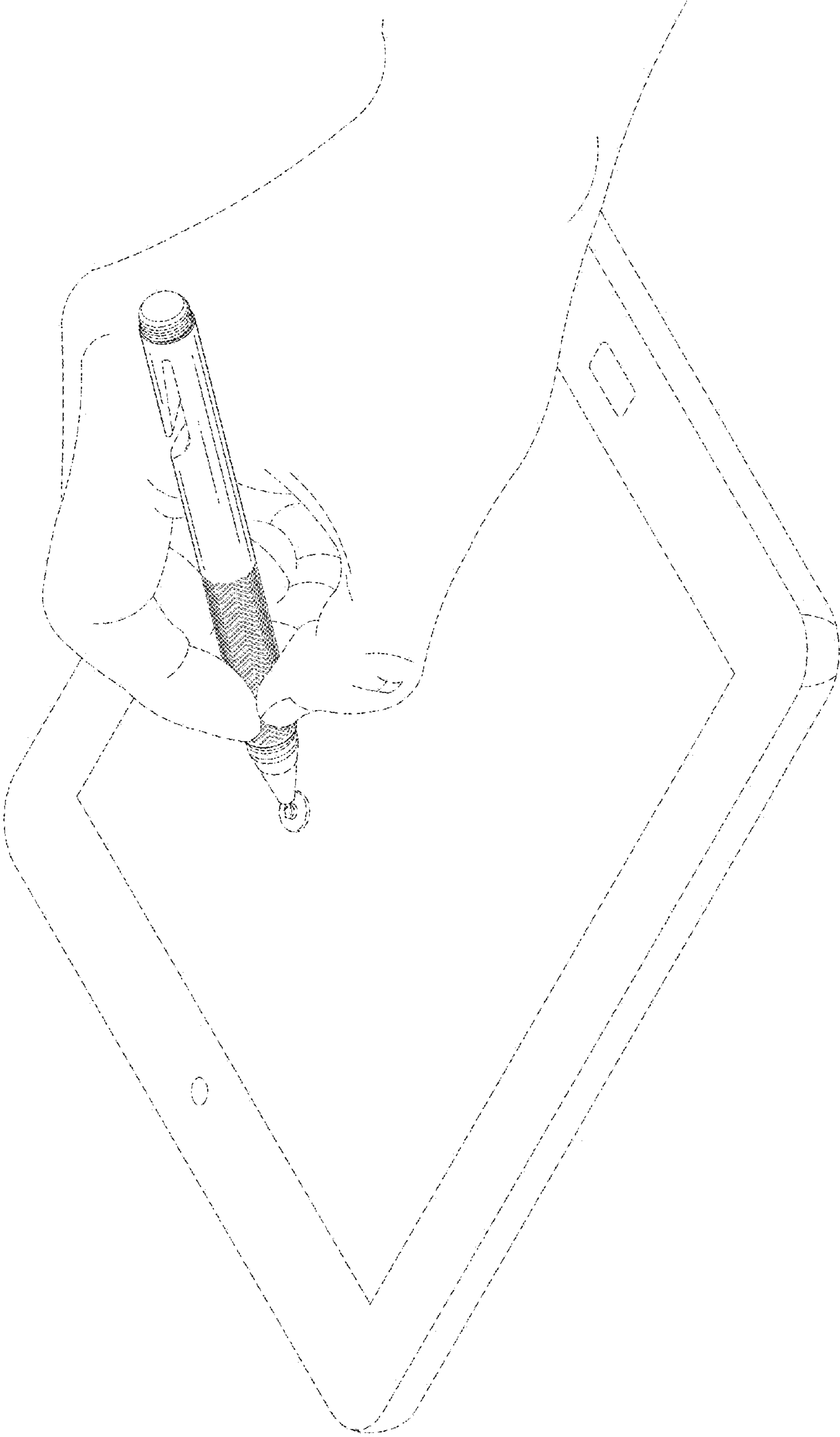


FIG. 8