



US00D743387S

(12) **United States Design Patent**
Choi

(10) **Patent No.:** **US D743,387 S**

(45) **Date of Patent:** **** Nov. 17, 2015**

(54) **MOBILE PHONE**

(71) Applicant: **Samsung Electronics Co., Ltd.**,
Suwon-si, Gyeonggi-do (KR)

(72) Inventor: **Du-Yeong Choi**, Anyang-si (KR)

(73) Assignee: **SAMSUNG ELECTRONICS CO., LTD.** (KR)

(**) Term: **14 Years**

(21) Appl. No.: **29/467,465**

(22) Filed: **Sep. 19, 2013**

(30) **Foreign Application Priority Data**

Apr. 1, 2013 (KR) 30-2013-0016440

(51) **LOC (10) Cl.** **14-03**

(52) **U.S. Cl.**
USPC **D14/248**

(58) **Field of Classification Search**

USPC D14/138, 138 A, 138 R, 138 G, 138 AD,
D14/138 AC, 496, 248, 218, 439, 434, 250,
D14/191, 138 C, 138 AA, 138 AB,
D14/203.1-203.8, 238.1, 247, 137,
D14/341-347, 440; D18/7; D21/517, 333;
D10/65, 78, 104.1; D13/168, 107-108,
D13/119; 455/575, 1, 556.2, 575.3, 575.4;
361/679.3, 679.56; 379/433.01, 433.04
CPC H04R 2499/11; H04R 1/2811; H04R 1/00
See application file for complete search history.

(56) **References Cited**

U.S. PATENT DOCUMENTS

D548,746 S * 8/2007 Andre et al. D14/496
D579,439 S * 10/2008 Chung et al. D14/138 AD
D633,884 S * 3/2011 Chen D14/138 AD
D638,816 S * 5/2011 Li D14/138 G
D660,273 S * 5/2012 Jung D14/138 AD
D669,071 S * 10/2012 Akana et al. D14/341

D669,444 S * 10/2012 Shin et al. D14/138 G
D679,675 S * 4/2013 Leung et al. D14/138 G
D684,968 S * 6/2013 Smith et al. D14/341
D696,693 S * 12/2013 Kim et al. D14/496

(Continued)

Primary Examiner — Carla Jobe Wright

Assistant Examiner — Holly E Thurman

(74) *Attorney, Agent, or Firm* — Cantor Colburn LLP

(57) **CLAIM**



I claim the ornamental design for a mobile phone, as shown and described.

DESCRIPTION

FIG. 1 is a perspective view of a mobile phone, showing the first embodiment of my new design;
FIG. 2 is a front elevation view thereof;
FIG. 3 is a rear elevation view thereof;
FIG. 4 is a side elevation view thereof;
FIG. 5 is a another side elevation view thereof;
FIG. 6 is a top plan view thereof;
FIG. 7 is a bottom plan view thereof;
FIG. 8 is a perspective view of a mobile phone, showing the second embodiment of my new design;
FIG. 9 is a front elevation view of the mobile phone shown in FIG. 8;
FIG. 10 is a rear elevation of the mobile phone shown in FIG. 8;
FIG. 11 is a side elevation of the mobile phone shown in FIG. 8;
FIG. 12 is a another side elevation of the mobile phone shown in FIG. 8;
FIG. 13 is a top plan of the mobile phone shown in FIG. 8; and,
FIG. 14 is a bottom plan of the mobile phone shown in FIG. 8.

The portions and features of the mobile phone shown in broken lines are for environmental purposes only and form no part of the embodiment in which they are shown.

1 Claim, 10 Drawing Sheets



US D743,387 S

Page 2

(56)

References Cited

U.S. PATENT DOCUMENTS

D701,846 S * 4/2014 Lee D14/138 G
D702,206 S * 4/2014 Kim et al. D14/138 G

D709,850 S * 7/2014 Kim et al. D14/138 G
D716,251 S * 10/2014 Choi et al. D14/138 G
D719,940 S * 12/2014 Lee et al. D14/248

* cited by examiner

FIG. 1




FIG. 2




FIG. 3




FIG. 4

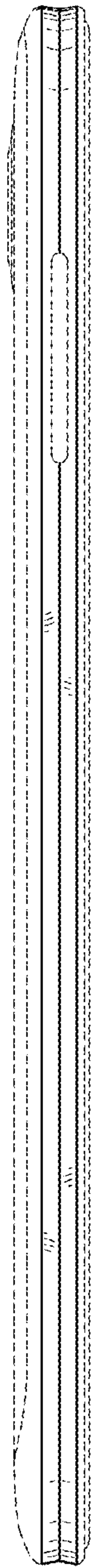


FIG. 5

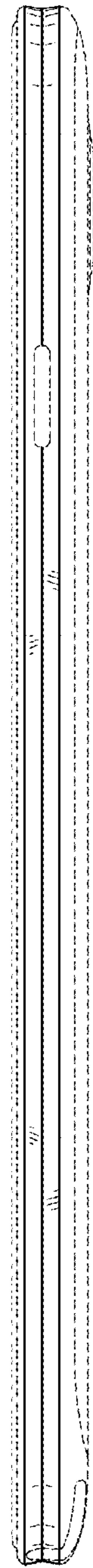


FIG. 6




FIG. 7

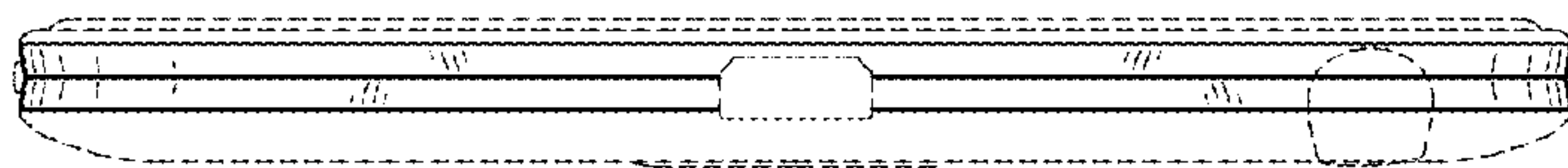


FIG. 8




FIG. 9




FIG. 10




FIG. 11

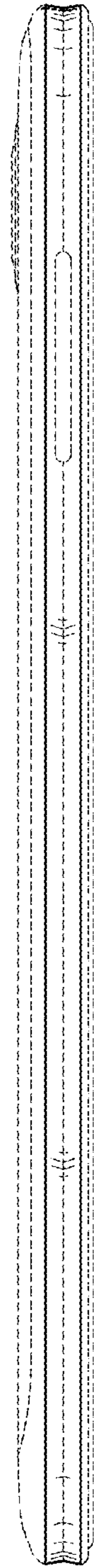


FIG. 12




FIG. 13




FIG. 14

