



US00D743386S

(12) **United States Design Patent**
Im et al.

(10) **Patent No.:** **US D743,386 S**
(45) **Date of Patent:** **** Nov. 17, 2015**

(54) **MOBILE PHONE**

(71) Applicant: **Samsung Electronics Co., Ltd.**,
Suwon-si (KR)

(72) Inventors: **Jung-Hyeok Im**, Yongin-si (KR);
Jung-Min Yeo, Seoul (KR)

(73) Assignee: **Samsung Electronics Co., Ltd.**,
Suwon-si (KR)

(**) Term: **14 Years**

(21) Appl. No.: **29/467,329**

(22) Filed: **Sep. 18, 2013**

(30) **Foreign Application Priority Data**

Mar. 19, 2013 (KR) 30-2013-0013809

(51) **LOC (10) Cl.** **14-03**

(52) **U.S. Cl.**
USPC **D14/248**

(58) **Field of Classification Search**
USPC D14/138, 138 A, 138 R, 138 G, 138 AD,
D14/138 AC, 496, 248, 218, 439, 434, 250,
D14/191, 138 C, 138 AA, 138 AB,
D14/203.1-203.8, 238.1, 247, 137,
D14/341-347, 440; D18/7; D21/517, 333;
D10/65, 78, 104.1; D13/168, 107-108,
D13/119; 455/575, 1, 556.2, 575.3, 575.4;
361/679.3, 679.56; 379/433.01, 433.04
CPC H04R 2499/11; H04R 1/2811; H04R 1/00
See application file for complete search history.

(56) **References Cited**

U.S. PATENT DOCUMENTS

D615,950 S * 5/2010 Cha et al. D14/138 AD
D622,691 S * 8/2010 Kim et al. D14/138 G
D626,937 S * 11/2010 Yeo et al. D14/203.7
D662,503 S * 6/2012 Akana et al. D14/439
D678,329 S * 3/2013 Lee et al. D14/496
D678,332 S * 3/2013 Lee et al. D14/496

D678,335 S * 3/2013 Lee et al. D14/496
D678,906 S * 3/2013 Lee et al. D14/496
D678,908 S * 3/2013 Lee et al. D14/496
D686,625 S * 7/2013 Akana et al. D14/439
D687,797 S * 8/2013 Kim D14/138 G
D710,814 S * 8/2014 Im D14/138 G
D716,798 S * 11/2014 Kurimoto et al. D14/341

* cited by examiner

Primary Examiner — Carla Jobe Wright

Assistant Examiner — Holly E Thurman

(74) *Attorney, Agent, or Firm* — NSIP Law

(57) **CLAIM**

The ornamental design for a mobile phone, as shown and described.

DESCRIPTION

FIG. 1 is a front perspective view of a mobile phone showing our new design;

FIG. 2 is a front view thereof;

FIG. 3 is a rear view thereof;

FIG. 4 is a left-side view thereof;

FIG. 5 is a right-side view thereof;

FIG. 6 is a top view thereof;

FIG. 7 is a bottom view thereof;

FIG. 8 is a rear perspective view thereof;

FIG. 9 is an enlarged view of the encircled portion shown in FIG. 3;

FIG. 10 is an enlarged view of the encircled portion shown in FIG. 3;

FIG. 11 is an enlarged view of the encircled portion shown in FIG. 3; and,

FIG. 12 is an enlarged view of the encircled portion shown in FIG. 3.

The dot-dash broken lines in FIGS. 3 and 9-12 indicate portions of the claimed design shown in an enlarged scale.

The dash-dash lines immediately adjacent to the claimed shaded surfaces represent bounds of the claimed design, all other dash-dash broken lines depict unclaimed portions of the mobile phone only and form no part of the claimed design.

1 Claim, 8 Drawing Sheets




FIG. 1




FIG. 2




FIG. 3

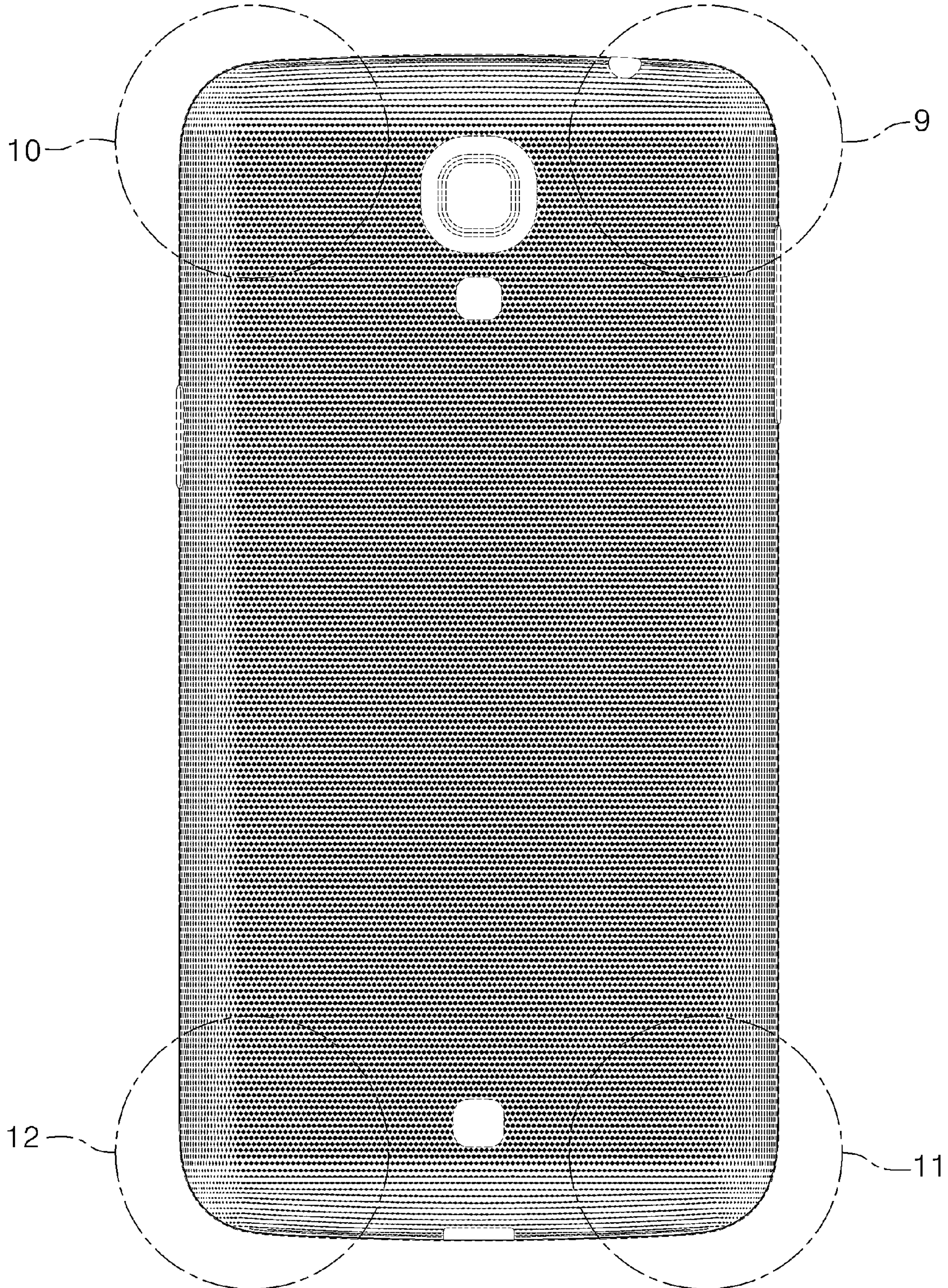


FIG. 4

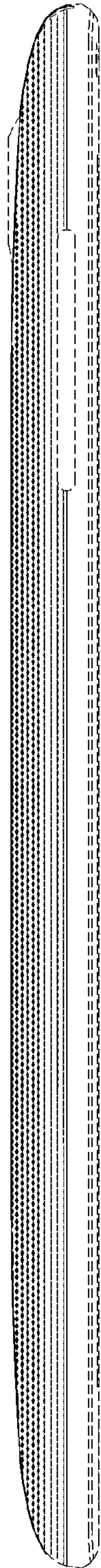


FIG. 5

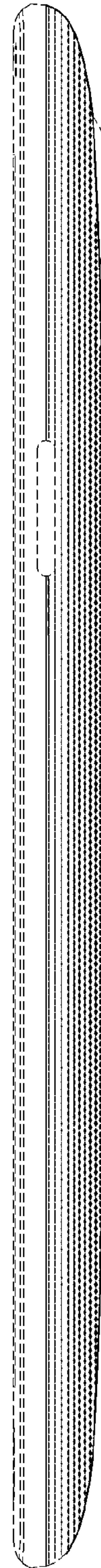


FIG. 6




FIG. 7

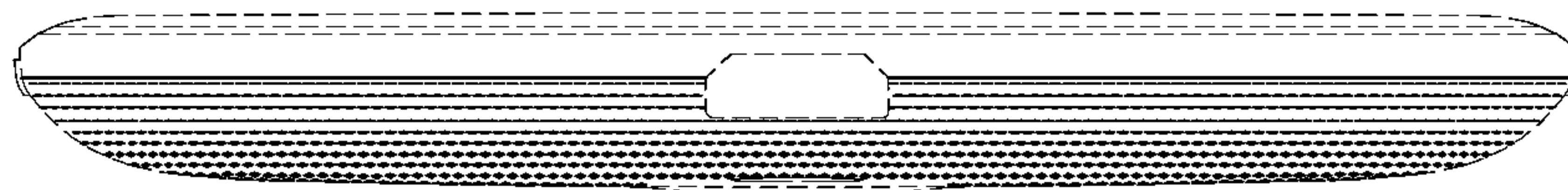


FIG. 8




FIG. 9

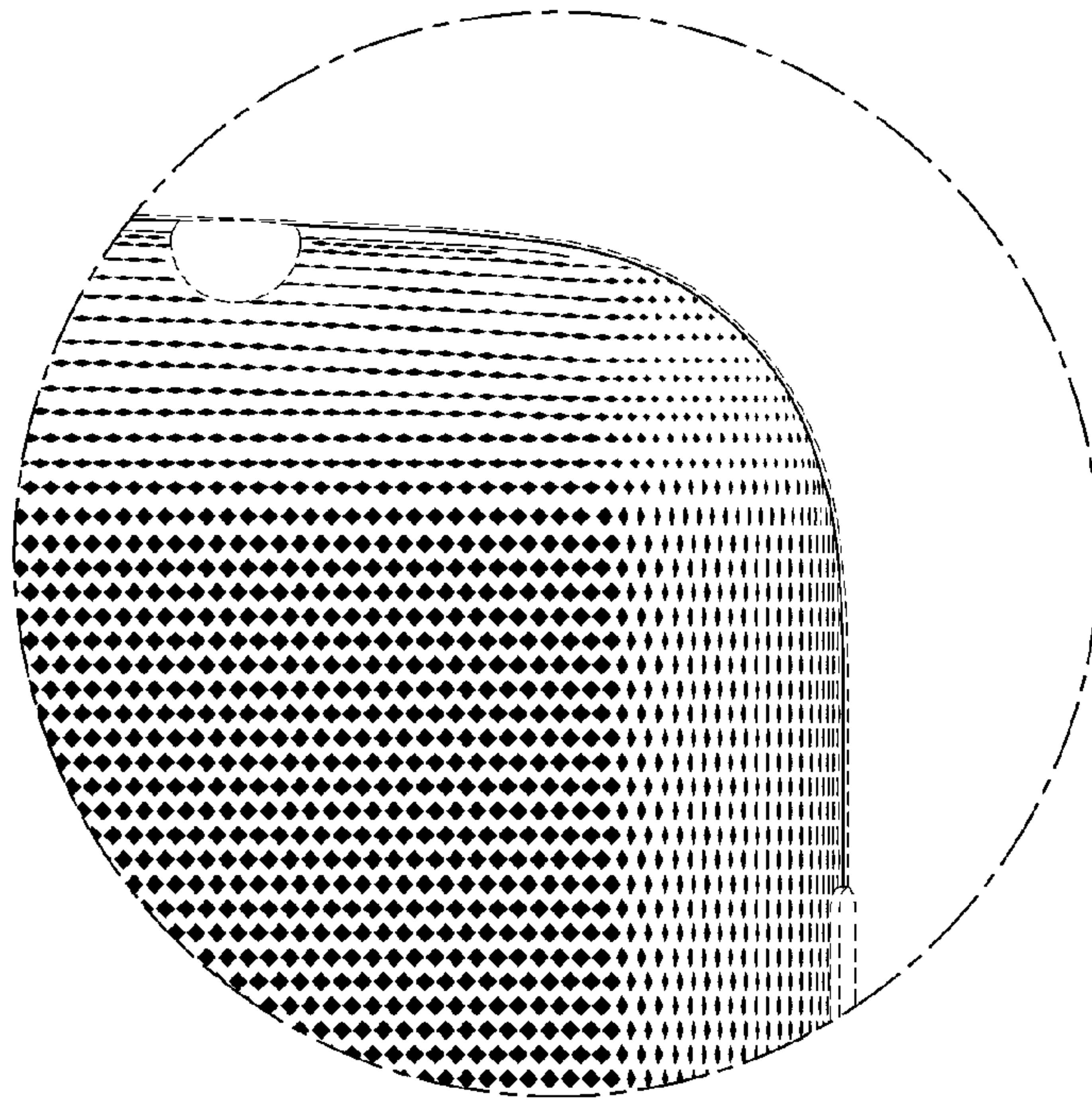


FIG. 10

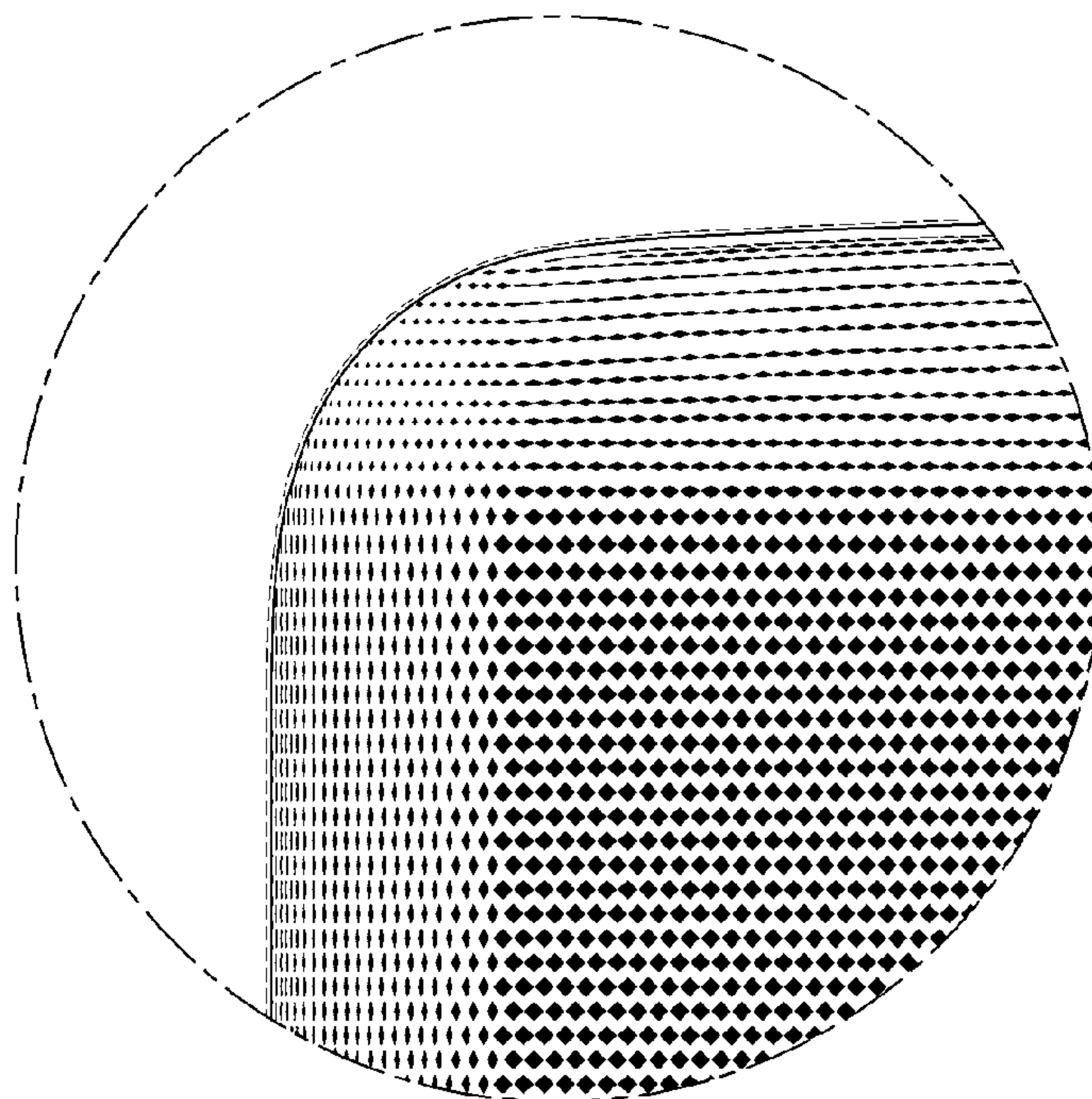


FIG. 11

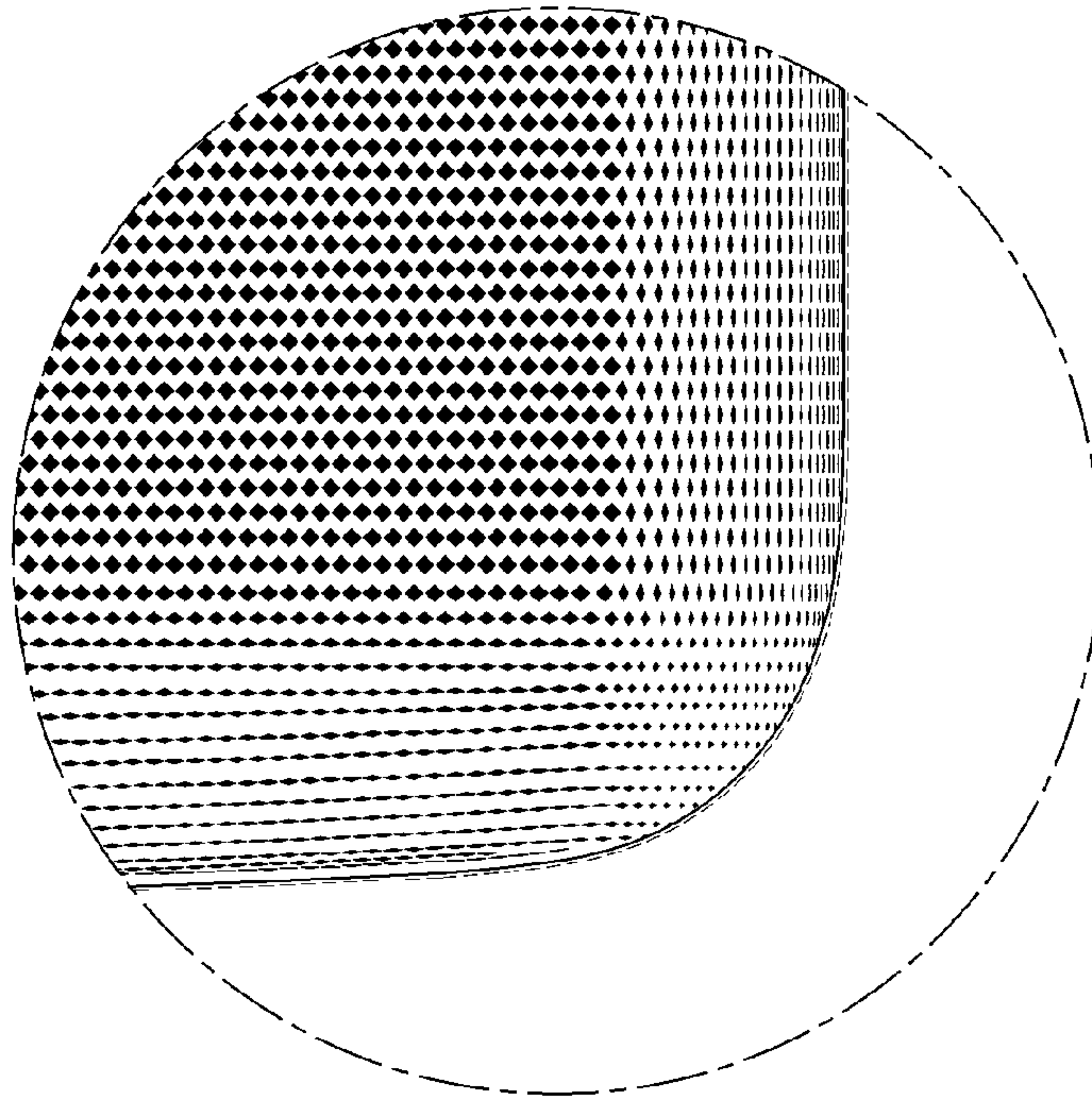


FIG. 12

