



US00D743377S

(12) **United States Design Patent**  
**Mackiewicz et al.**

(10) **Patent No.:** **US D743,377 S**

(45) **Date of Patent:** **\*\* Nov. 17, 2015**

(54) **LOUDSPEAKER**

H04R 2499/15; H04S 3/00; H04S 7/30

See application file for complete search history.

(71) Applicant: **Harman International Industries, Incorporated**, Northridge, CA (US)

(56) **References Cited**

(72) Inventors: **Damian Mackiewicz**, Shenzhen (CN);  
**Alexander Demin**, Shenzhen (CN)

U.S. PATENT DOCUMENTS

(73) Assignee: **Harman International Industries, Incorporated**, Northridge, CA (US)

D318,912 S *	8/1991	von Philipp et al. ....	D23/366
D518,026 S *	3/2006	Dayan .....	D14/215
D598,527 S *	8/2009	Fitsch .....	D23/356
D621,020 S *	8/2010	Lehaneur .....	D23/364
D623,170 S *	9/2010	Baron et al. ....	D14/216
D712,378 S *	9/2014	Mackiewicz et al. ....	D14/216
D715,911 S *	10/2014	Lin .....	D23/366

(\*\*) Term: **14 Years**

\* cited by examiner

(21) Appl. No.: **29/465,713**

*Primary Examiner* — Keli L Hill

(22) Filed: **Aug. 30, 2013**

(74) *Attorney, Agent, or Firm* — Plumsea Law Group, LLC

(51) **LOC (10) Cl.** ..... **14-03**

(52) **U.S. Cl.**

USPC ..... **D14/216**

(58) **Field of Classification Search**

USPC ..... D14/167, 168, 170–172, 188, 194–196,  
D14/204, 207, 209.1, 210–216, 219, 221,  
D14/222, 224, 496; 181/143, 144, 147, 148,  
181/150, 153, 157, 198, 199; 381/300–303,  
381/306, 332, 333, 336, 345, 361–364,  
381/386–388; 369/6–12

CPC .... B60R 11/0217; G06F 1/1688; H04M 1/03;  
H04M 1/035; H04R 1/02; H04R 1/06; H04R  
1/021; H04R 1/025; H04R 1/026; H04R  
1/028; H04R 1/105; H04R 1/323; H04R  
1/403; H04R 1/2803; H04R 1/2834; H04R  
5/02; H04R 7/20; H04R 9/06; H04R 9/025;  
H04R 2201/021; H04R 2400/00; H04R  
2400/07; H04R 2499/11; H04R 2499/13;

(57) **CLAIM**

The ornamental design for a loudspeaker, as shown and described.

**DESCRIPTION**

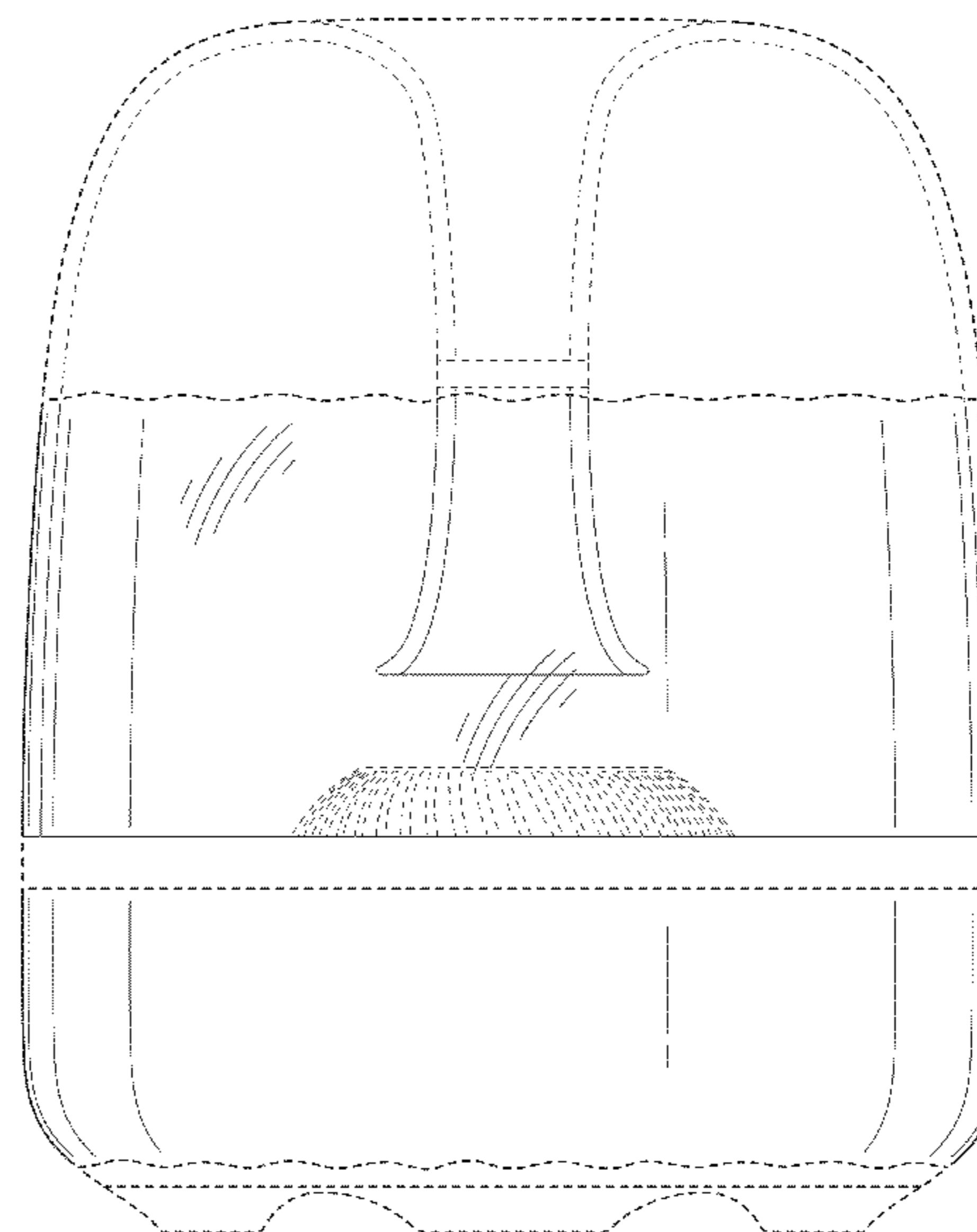
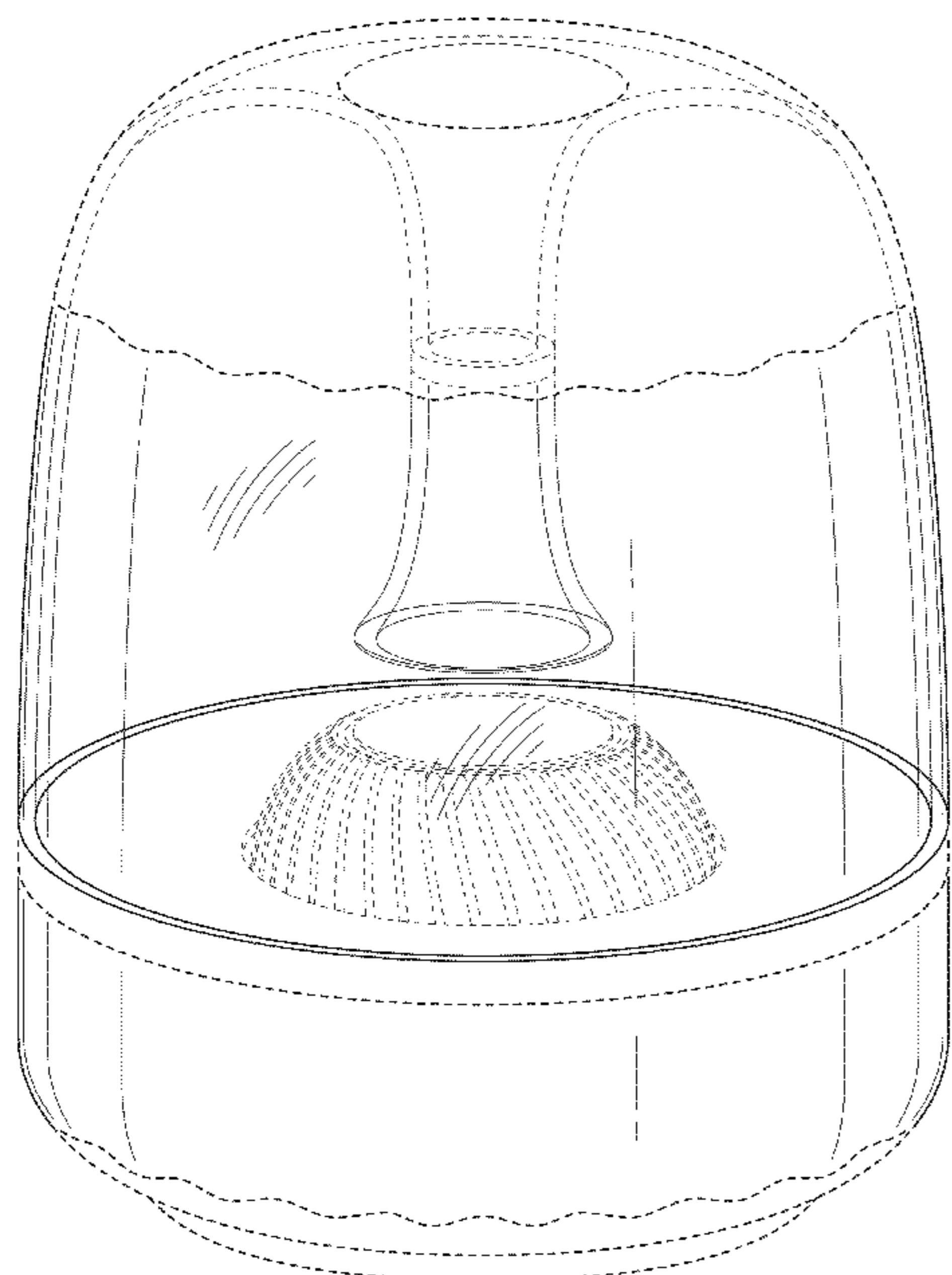
FIG. 1 is a perspective view of a loudspeaker showing our new design;

FIG. 2 is an elevational view thereof, the view being the same viewed from the front, sides and rear; and,

FIG. 3 is a top plan view thereof.

The sets of wavy broken lines seen immediately adjacent the shaded areas represent the bounds of the claimed design while all other broken lines are included for the purpose of illustrating portions of the loudspeaker; the broken lines form no part of the claimed design.

**1 Claim, 3 Drawing Sheets**



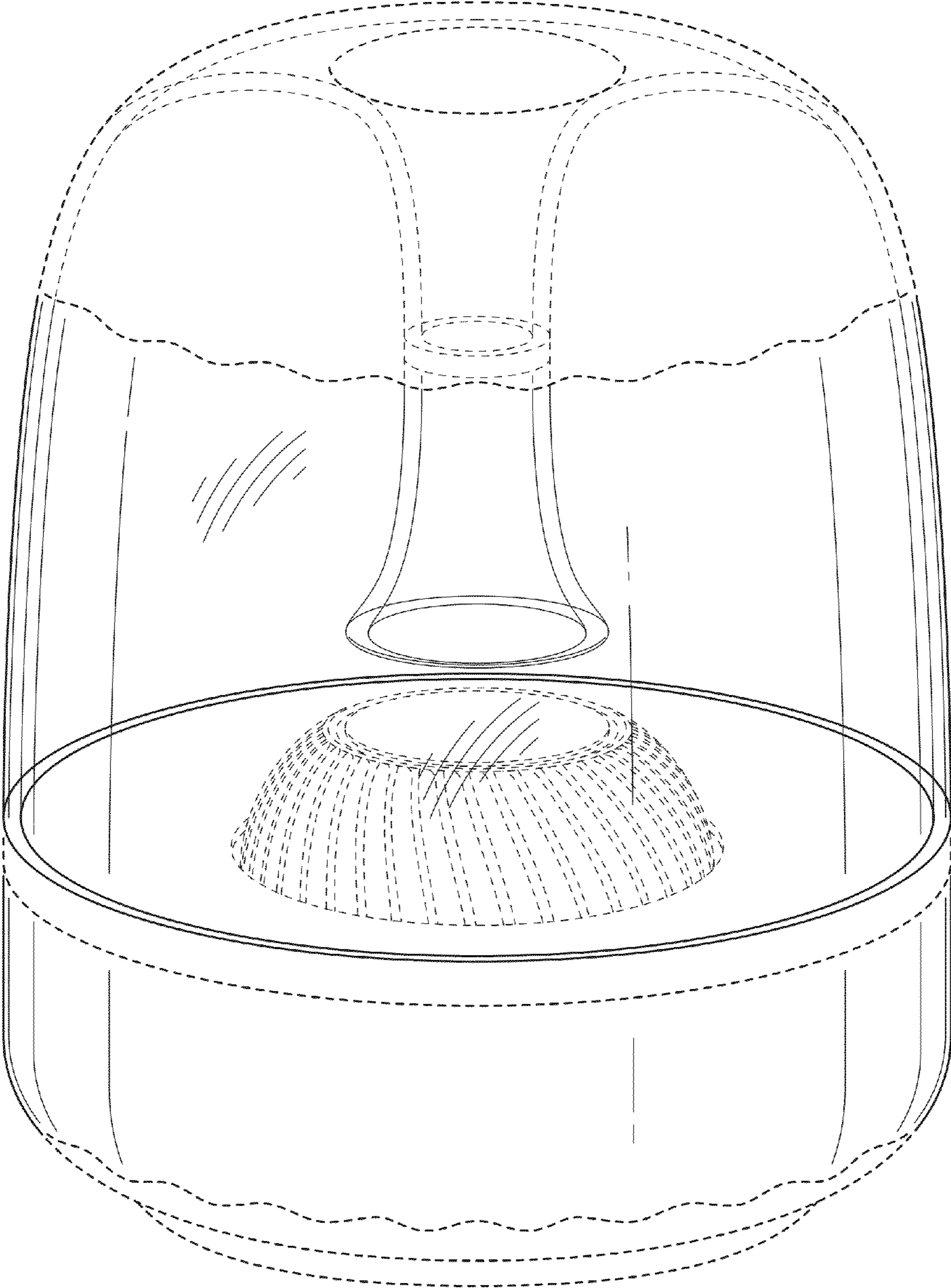


FIG. 1

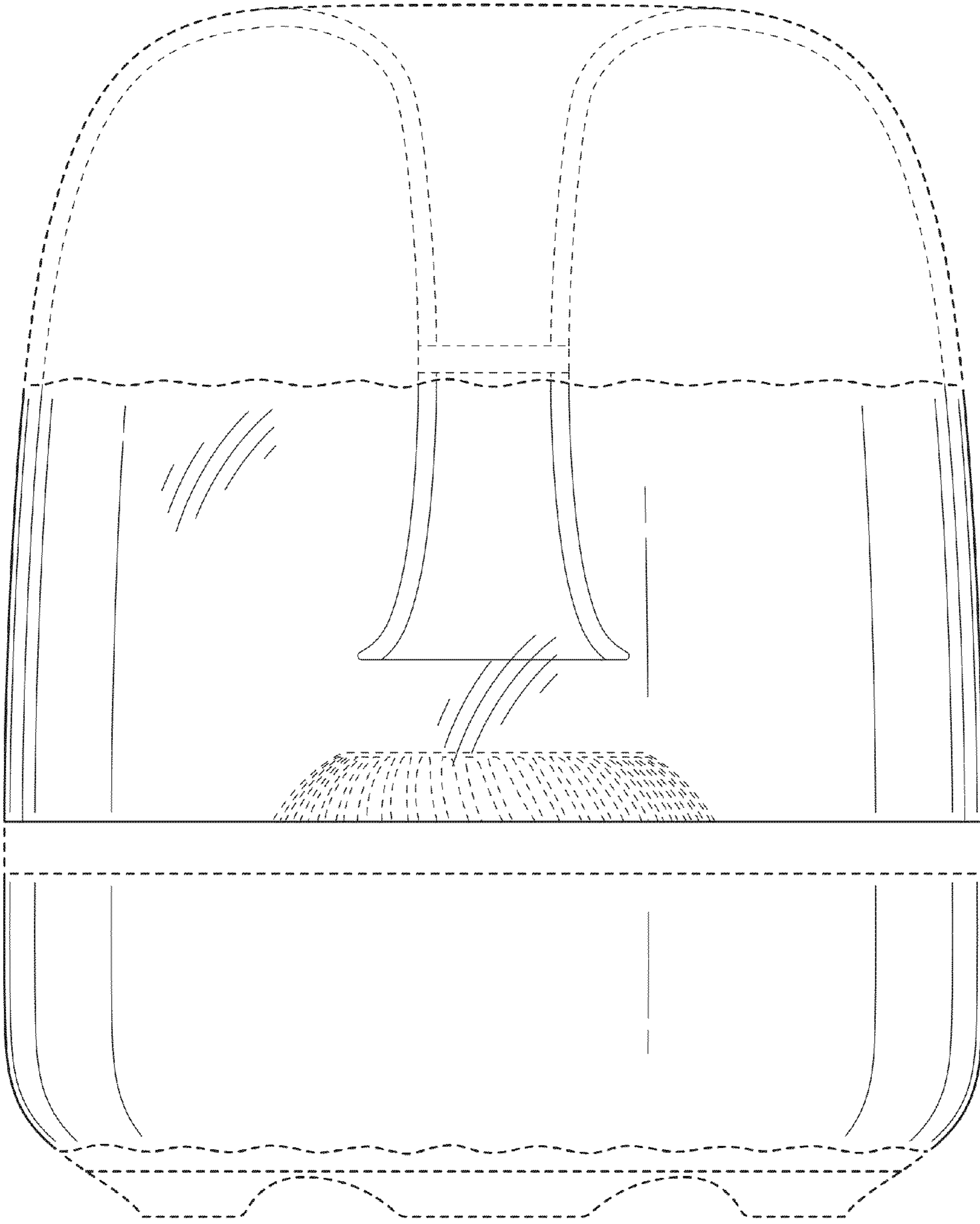


FIG. 2

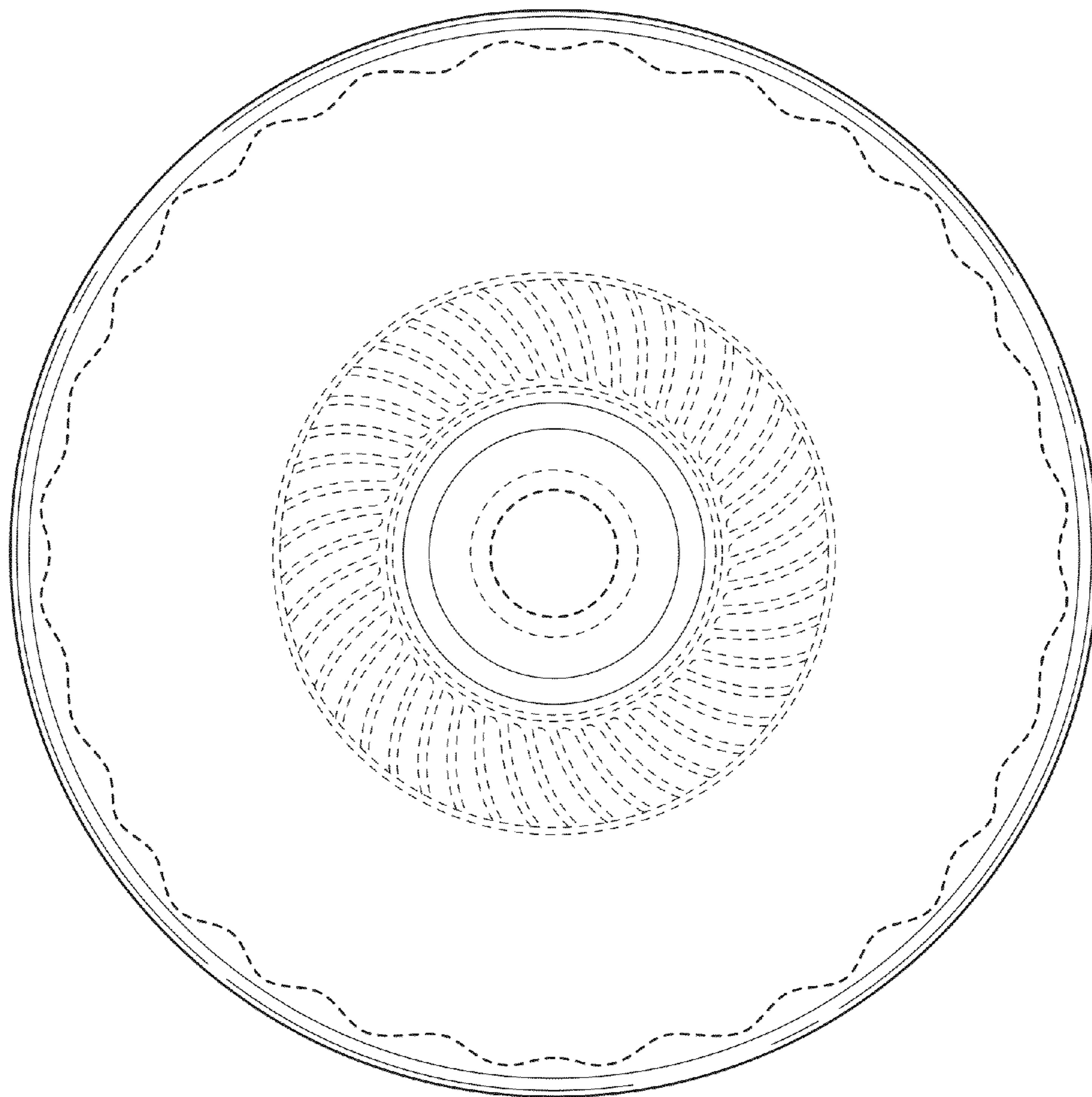


FIG. 3