



US00D743359S

(12) **United States Design Patent**  
**Tatem et al.**

(10) **Patent No.:** **US D743,359 S**

(45) **Date of Patent:** **\*\* Nov. 17, 2015**

(54) **COVER FOR USER RECEIVING DEVICE**

(71) Applicant: **The DIRECTV Group, Inc.**, El Segundo, CA (US)

(72) Inventors: **Richard B. Tatem**, Middletown, MD (US); **Sayedali Pezeshki**, Chevy Chase, MD (US)

(73) Assignee: **The DIRECTV Group, Inc.**, El Segundo, CA (US)

(\*\*) Term: **14 Years**

(21) Appl. No.: **29/497,998**

(22) Filed: **Jul. 30, 2014**

(51) **LOC (10) Cl.** ..... **14-03**

(52) **U.S. Cl.**  
USPC ..... **D14/125**

(58) **Field of Classification Search**  
USPC ..... D14/125, 357-358, 496, 188, 242, 432;  
D13/184; 348/10, 460, 706, 731;  
340/825.03; 455/6.1, 6.2; 312/223.1,  
312/7.2  
CPC ..... H04N 21/00; H04N 21/20; H04N 21/40  
See application file for complete search history.

(56) **References Cited**

U.S. PATENT DOCUMENTS

D262,151 S \* 12/1981 Sussman ..... D28/83  
D599,753 S \* 9/2009 Cho et al. .... D14/125

D616,466 S \* 5/2010 Sheppard et al. .... D14/501  
D628,573 S \* 12/2010 Wang ..... D14/356  
D641,327 S \* 7/2011 Falakfarsa et al. .... D14/125  
D660,834 S \* 5/2012 Akana et al. .... D14/314  
D660,839 S \* 5/2012 Govindasamy et al. .... D14/358  
D686,201 S \* 7/2013 Lee ..... D14/314  
D692,849 S \* 11/2013 Choi ..... D14/188  
D694,205 S \* 11/2013 Lim et al. .... D14/125  
D694,233 S \* 11/2013 Hoofnagle et al. .... D14/356  
D719,153 S \* 12/2014 Lim et al. .... D14/365

\* cited by examiner

*Primary Examiner* — Randall Gholson

(57) **CLAIM**

The ornamental design for a cover for user receiving device, as shown and described.

**DESCRIPTION**

This application is related to U.S. application Ser. Nos. (29/497,990, 29/497,996 and 14/447,150) filed concurrently herewith, the disclosures of which are incorporated herein by reference.

FIG. 1 is a perspective view of a cover for user receiving device;

FIG. 2 is a front elevational view thereof;

FIG. 3 is a rear elevational view thereof;

FIG. 4 is a right side elevational view thereof;

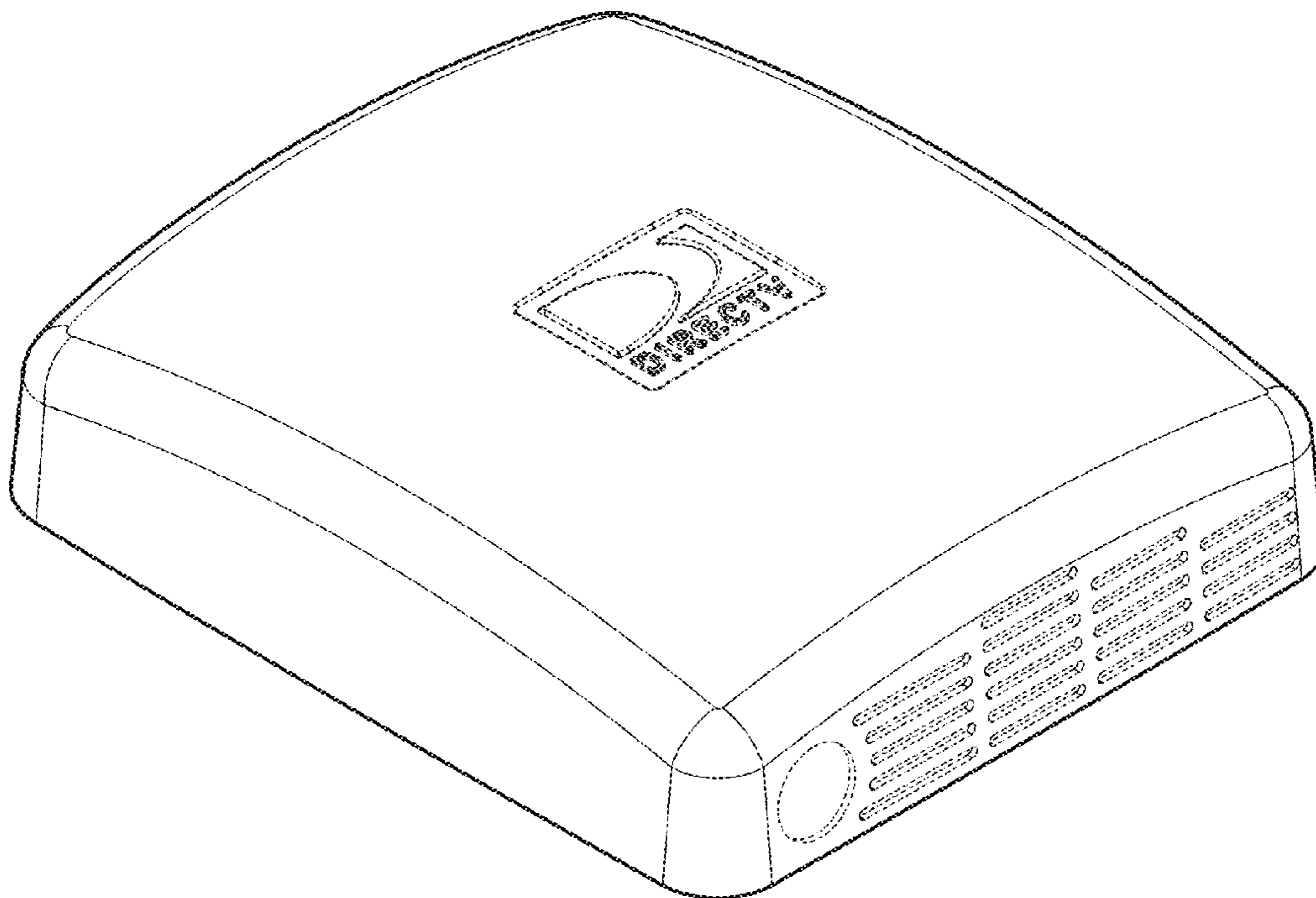
FIG. 5 is a left side elevational view thereof;

FIG. 6 is a top elevational view thereof; and,

FIG. 7 is a bottom elevational view thereof.

The broken lines depict portions of the cover for user receiving device that form no part of the claimed design.

**1 Claim, 6 Drawing Sheets**



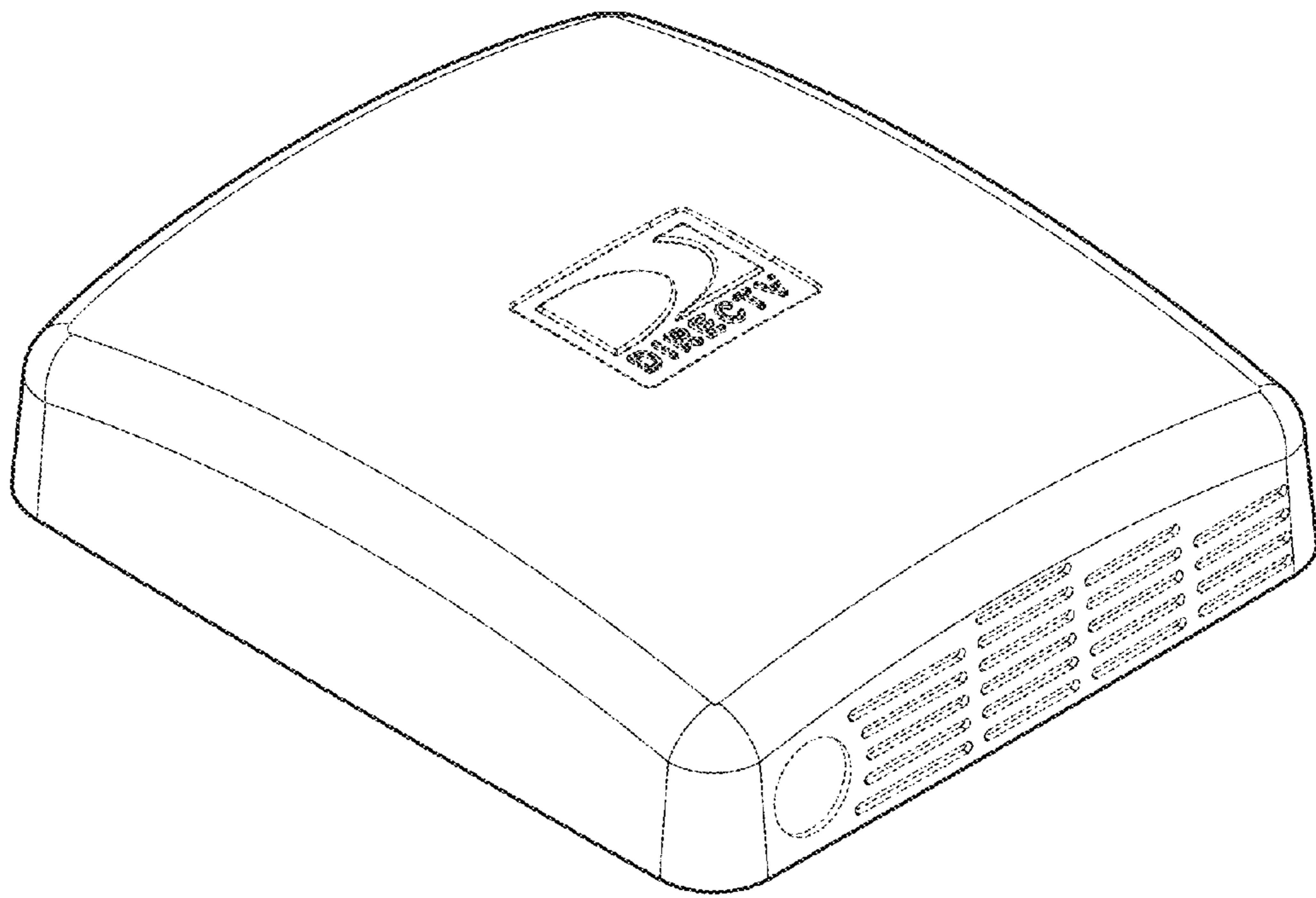


FIG. 1

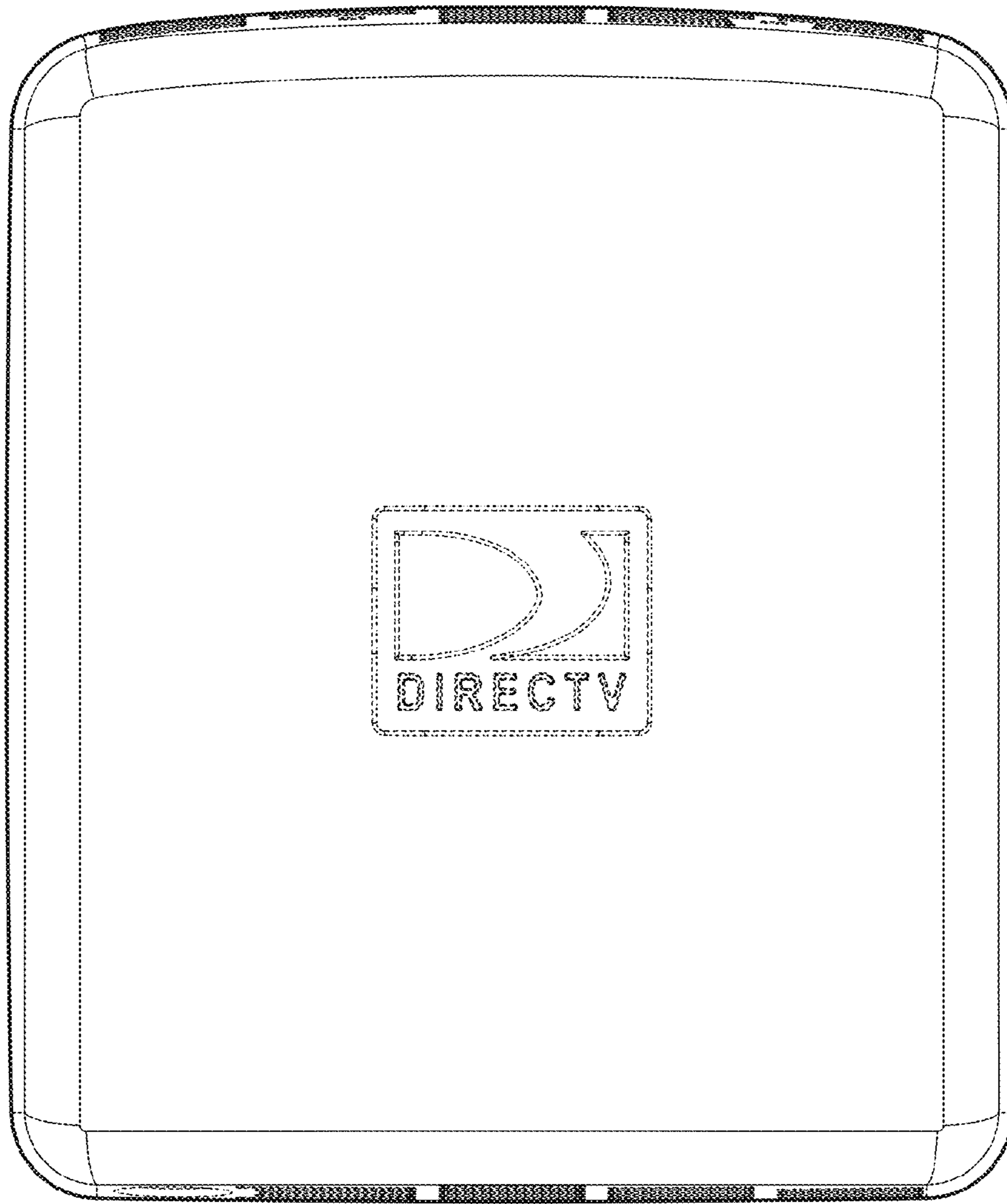


FIG. 2




FIG. 3

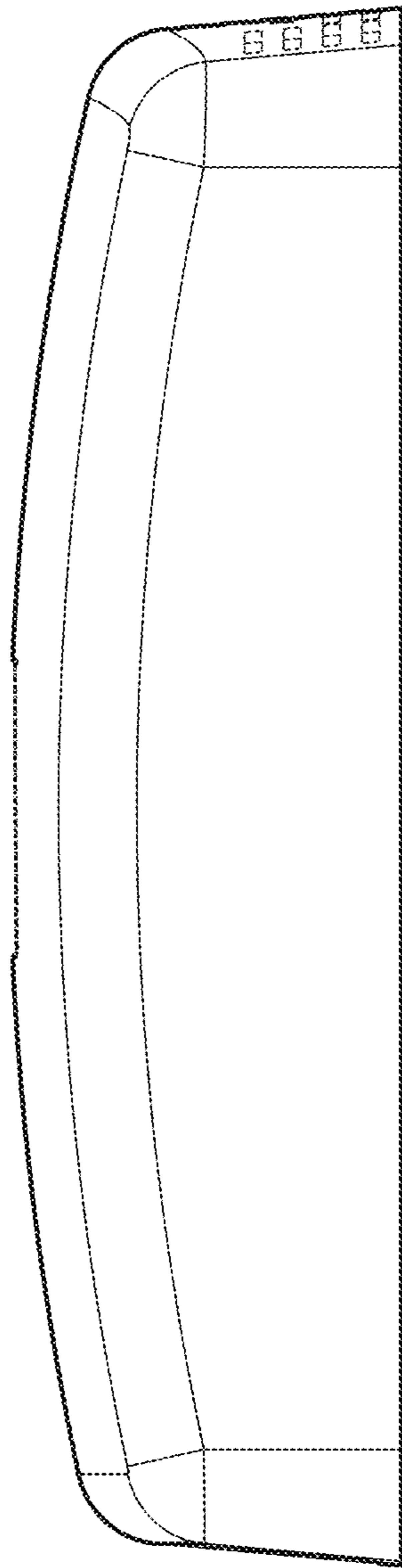


FIG. 4

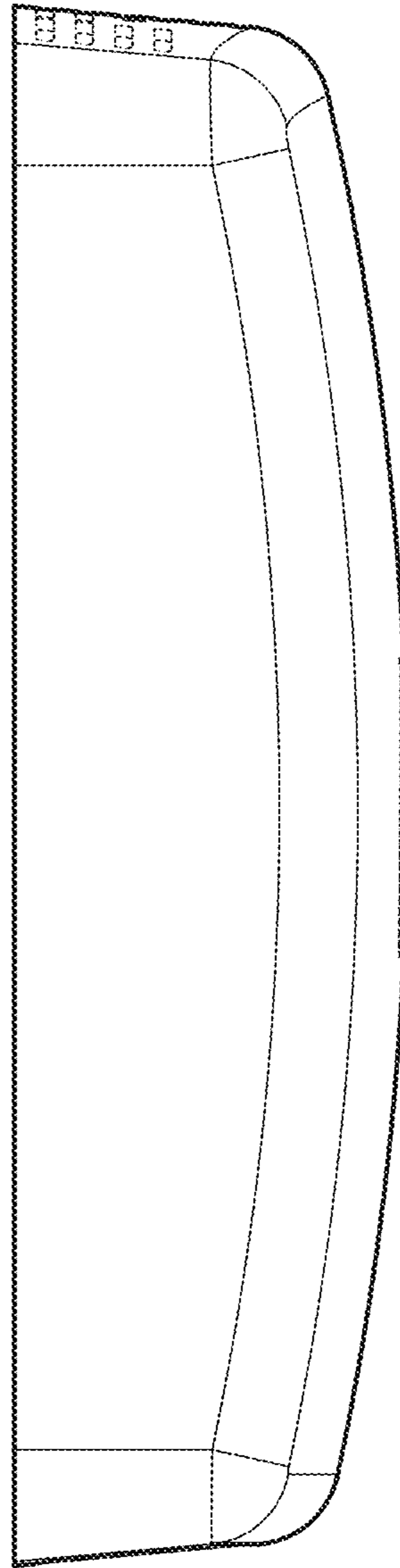
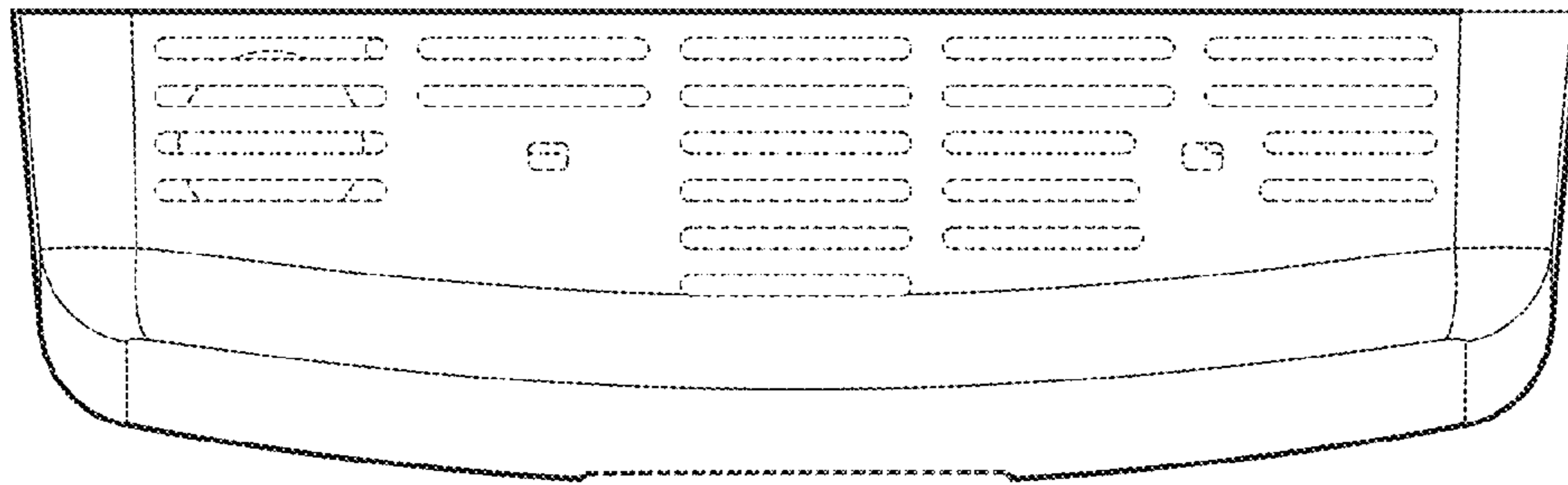



FIG. 5



**FIG. 6**



**FIG. 7**