



US00D743335S

(12) **United States Design Patent**
Chang

(10) **Patent No.:** **US D743,335 S**

(45) **Date of Patent:** **** Nov. 17, 2015**

(54) **PORTABLE POWER SUPPLY**

(71) Applicant: **Danny Chang**, Jungli Taoyuan (TW)

(72) Inventor: **Danny Chang**, Jungli Taoyuan (TW)

(73) Assignee: **KUPA INC**, Anaheim, CA (US)

(**) Term: **14 Years**

(21) Appl. No.: **29/463,912**

(22) Filed: **Apr. 4, 2014**

(51) **LOC (10) Cl.** **13-02**

(52) **U.S. Cl.**
USPC **D13/110**

(58) **Field of Classification Search**
USPC D13/110, 107, 108, 118, 119, 123, 133,
D13/137.1, 184, 199; D14/251, 432, 434;
174/53, 54, 59, 61; 307/11, 150, 151;
320/107, 111, 112, 113, 114, 115;
361/679.01; 363/142, 146; 439/131,
439/172, 626, 628, 638
CPC H01M 10/46; H02J 7/00; H02J 9/00
See application file for complete search history.

(56) **References Cited**

U.S. PATENT DOCUMENTS

5,019,767 A * 5/1991 Shirai et al. 320/112
D361,978 S * 9/1995 Shirai et al. D13/103

5,648,712 A * 7/1997 Hahn 320/111
D446,499 S * 8/2001 Andre et al. D13/110
D542,221 S * 5/2007 Hriscu et al. D13/110
D554,584 S * 11/2007 Feldman et al. D13/110
D654,432 S * 2/2012 Brookshire et al. D13/110
D654,852 S * 2/2012 Hansen D13/103
D667,788 S * 9/2012 Mai D13/110

* cited by examiner

Primary Examiner — Derrick Holland

(74) *Attorney, Agent, or Firm* — G. Donald Weber, Jr.


(57) **CLAIM**

The ornamental design for a portable power supply, as shown and described.

DESCRIPTION

FIG. 1 is a front perspective view of a portable power supply showing my new design;
FIG. 2 is a rear perspective view thereof;
FIG. 3 is a top plan view thereof;
FIG. 4 is a bottom plan view thereof;
FIG. 5 is a right side elevation view thereof;
FIG. 6 is a left side elevation view thereof;
FIG. 7 is a front elevation view thereof; and,
FIG. 8 is a rear elevation view thereof.
The broken lines shown represent unclaimed subject matter and form no part of the claimed design.

1 Claim, 5 Drawing Sheets






Fig. 1



Fig. 2

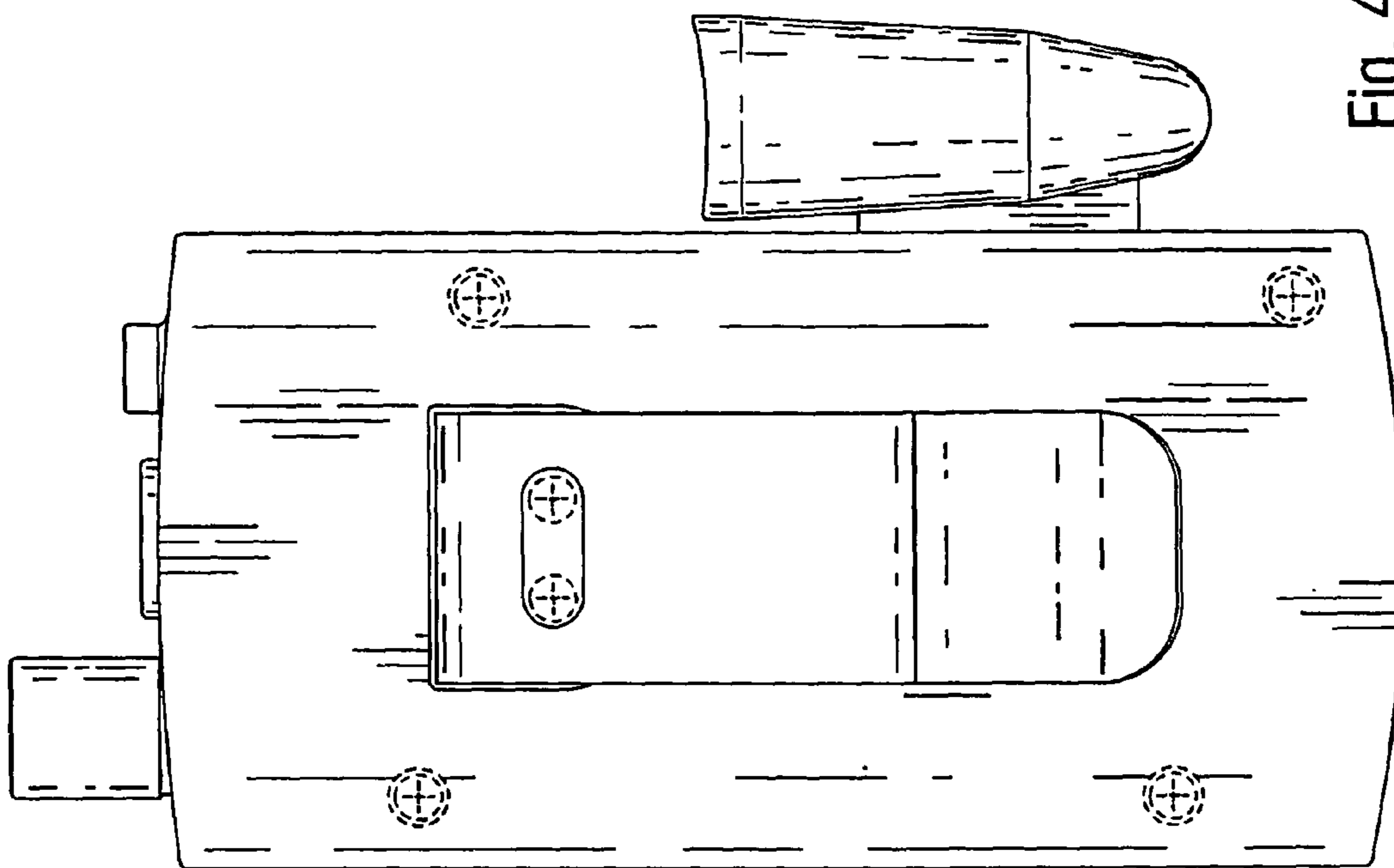


Fig. 4

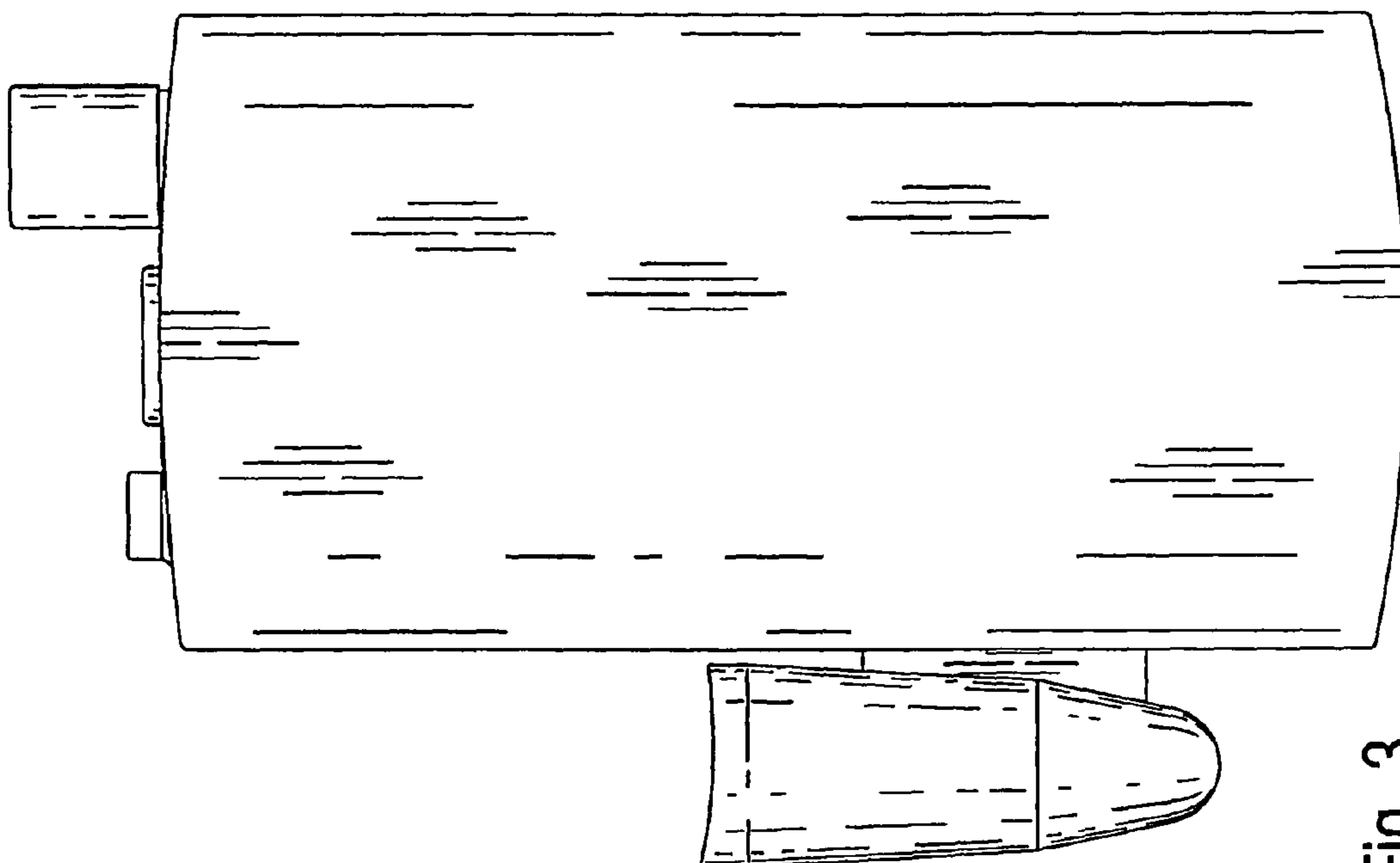


Fig. 3

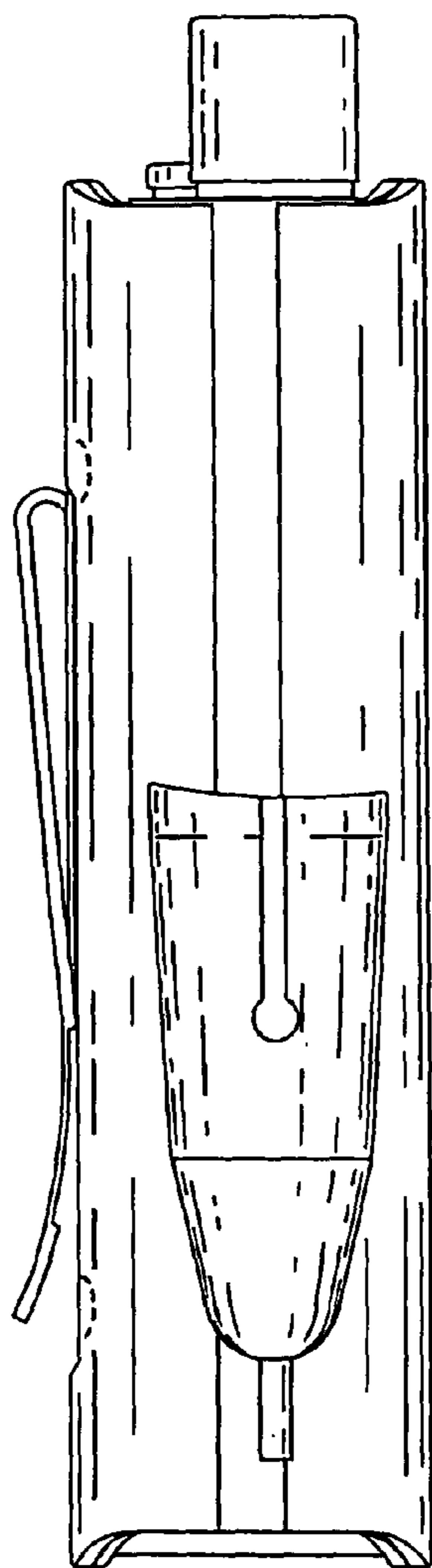


Fig. 5

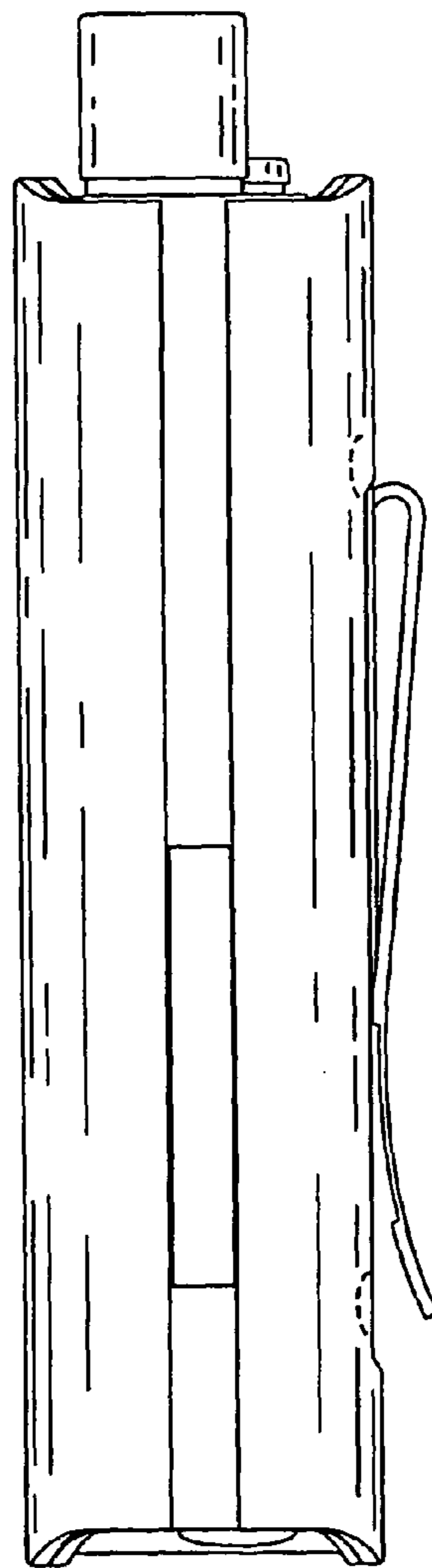


Fig. 6

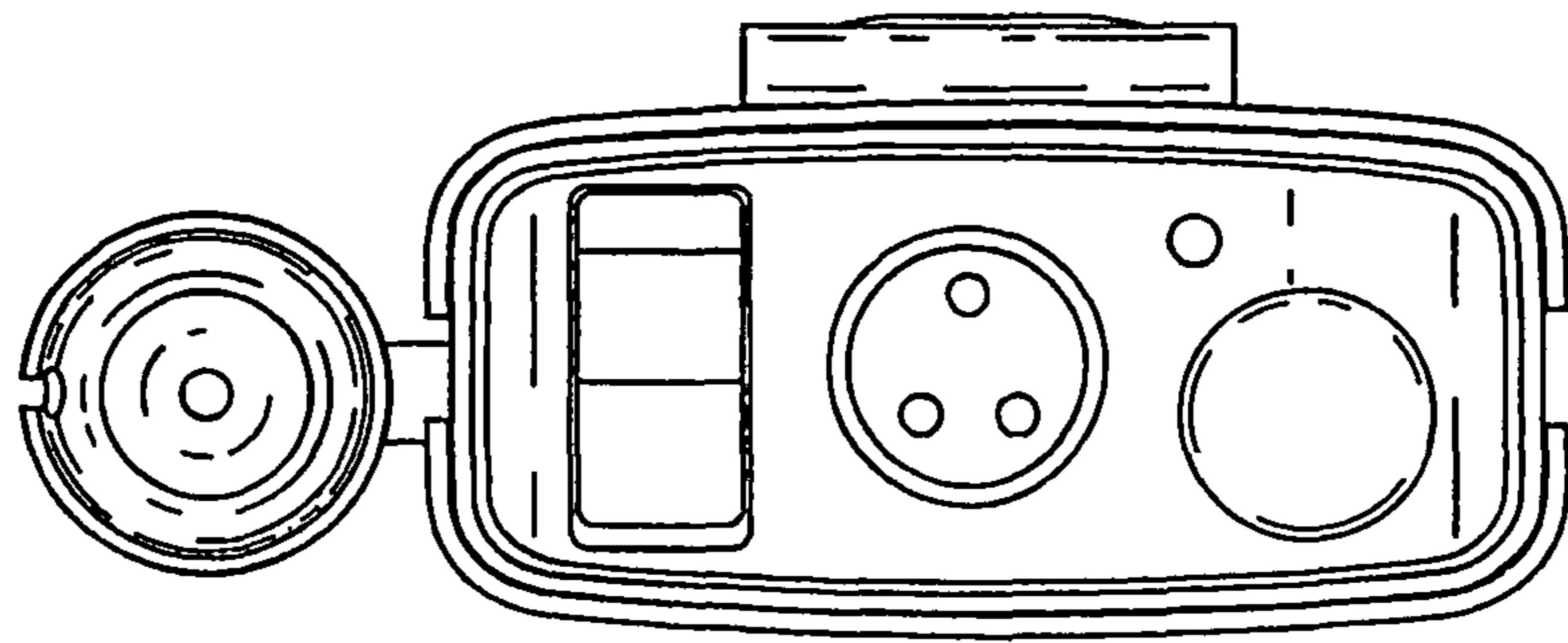


Fig. 7

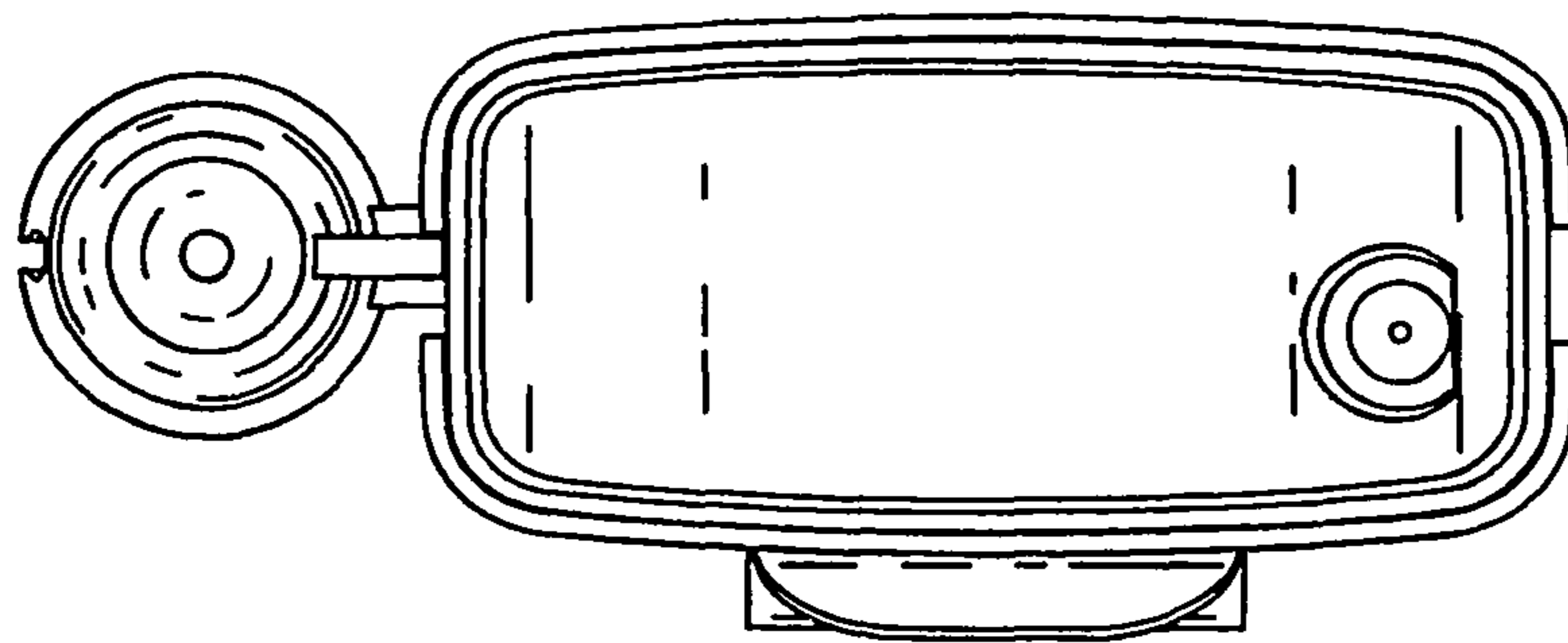


Fig. 8