



US00D743324S

(12) **United States Design Patent**
Deng et al.

(10) **Patent No.:** **US D743,324 S**
(45) **Date of Patent:** **** Nov. 17, 2015**

- (54) **CAR HANDLE**
- (71) Applicant: **E. MISHAN & SONS, INC.**, New York, NY (US)
- (72) Inventors: **Daniel Deng**, Dongguan (CN); **Debbie Feuerstein**, Riverdale, NY (US)
- (73) Assignee: **E. MISHAN & SONS, INC.**, New York, NY (US)
- (**) Term: **14 Years**
- (21) Appl. No.: **29/517,992**
- (22) Filed: **Feb. 19, 2015**
- (51) **LOC (10) Cl.** **12-16**
- (52) **U.S. Cl.**
USPC **D12/400**
- (58) **Field of Classification Search**
USPC D8/40, 303, 107, 302, 30, 14, 300;
D34/27; 74/551.9; D12/400
CPC B62K 21/26
See application file for complete search history.

4,626,016 A	12/1986	Bergsten	
4,729,453 A	3/1988	Lyons, Sr.	
4,744,135 A	5/1988	Roels	
D301,301 S	5/1989	Buckley, Jr.	
4,844,107 A	7/1989	Watkins	
4,930,337 A	6/1990	Schaap	
D314,319 S	2/1991	Keller	
D326,593 S	6/1992	Ward	
D334,517 S *	4/1993	Ingwersen D8/30
D344,665 S	3/1994	Baker	
D344,666 S	3/1994	Breitrick	
5,343,921 A	9/1994	Kusner	
D352,220 S	11/1994	Schroeder	
D368,839 S	4/1996	Hunter	
5,562,001 A	10/1996	Bell	
5,768,727 A	6/1998	Brainerd	
D397,015 S	8/1998	Hall et al.	

(Continued)

FOREIGN PATENT DOCUMENTS

DE	4403703 C1	4/1995
GB	2247495 A	3/1992
GB	2347457 A	6/2000

Primary Examiner — Cynthia Underwood

(74) *Attorney, Agent, or Firm* — Notaro, Michalos & Zaccaria P.C.

(56) **References Cited**
U.S. PATENT DOCUMENTS

673,772 A	5/1901	Hall
1,015,503 A	1/1912	Merrill
D45,644 S	4/1914	Michelin
1,515,009 A	11/1924	Bump
1,613,729 A	1/1927	Shearwood
2,080,433 A	5/1937	Morrison
D134,799 S	1/1943	Taylor
2,311,789 A	2/1943	Taylor
2,359,607 A	10/1944	Bashara
3,267,506 A	8/1966	Van Patten
3,336,647 A	8/1967	Novotny
3,705,430 A	12/1972	Ziaylek, Jr.
3,735,434 A	5/1973	Penberthy
3,836,119 A	9/1974	Saucier, Sr. et al.
4,308,628 A	1/1982	Kunberger et al.

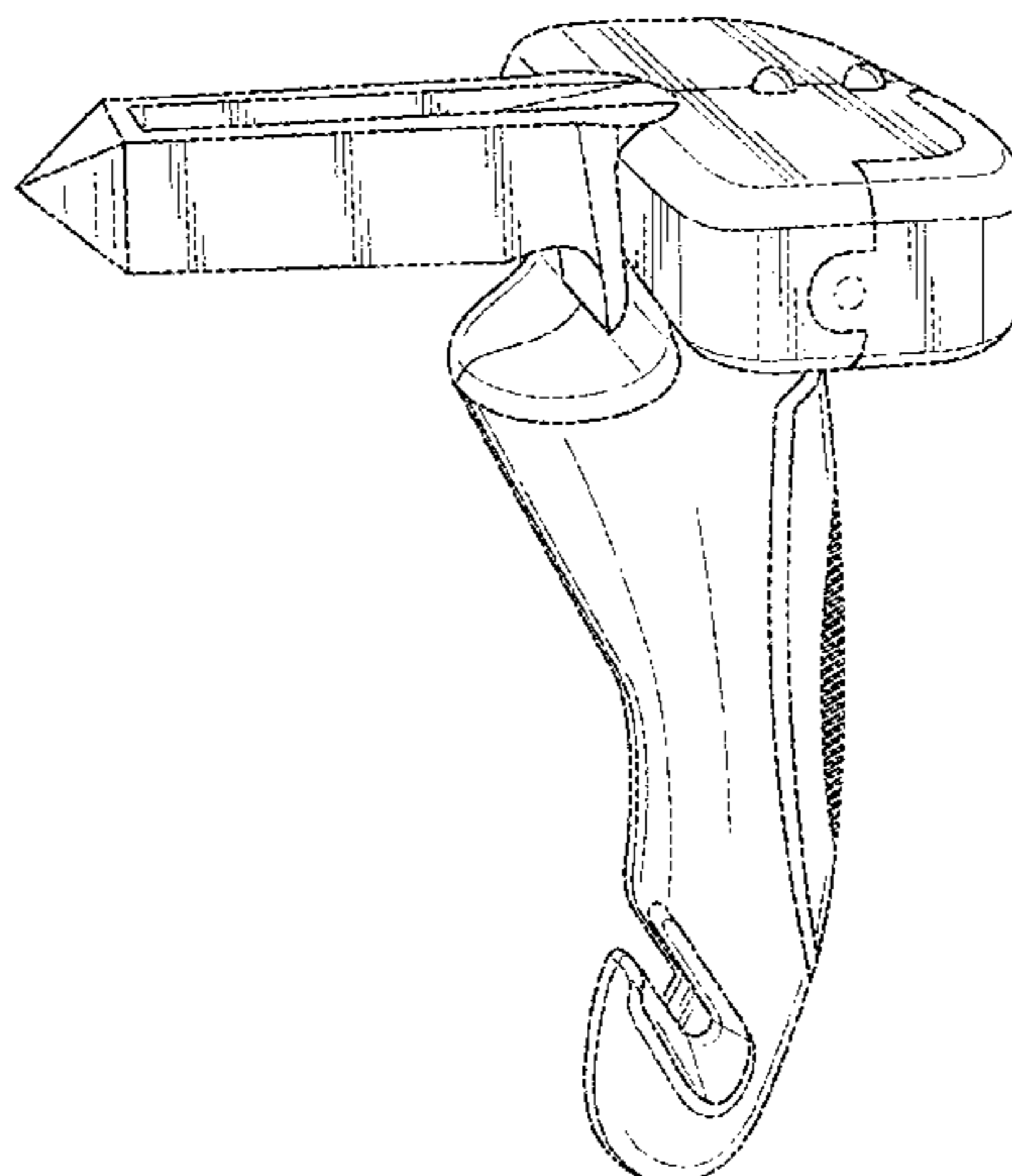
(57) **CLAIM**

The ornamental design for a car handle, as shown and described.

DESCRIPTION

FIG. 1 is a top, right, front perspective view of a car handle showing our design therefor;
FIG. 2 is a front elevational view thereof;
FIG. 3 is a rear elevational view thereof;
FIG. 4 is a left side elevational view thereof;
FIG. 5 is a right side elevational view thereof;
FIG. 6 is a top plan view thereof; and,
FIG. 7 is a bottom plan view thereof.

1 Claim, 5 Drawing Sheets



(56)

References Cited

U.S. PATENT DOCUMENTS

D412,271 S 7/1999 Kliskey
6,039,293 A 3/2000 Minet
D428,569 S 7/2000 Miles
6,328,285 B1 12/2001 Wiseman
6,340,189 B1 1/2002 Pordy
D471,420 S 3/2003 Hidalgo
D475,258 S 6/2003 Wilson
6,799,353 B1 10/2004 Stewart

D516,009 S 2/2006 Kontorovich et al.
D571,628 S * 6/2008 Neiser D8/40
D600,626 S 9/2009 Miller
D642,889 S * 8/2011 Boehm D8/107
D661,964 S * 6/2012 Pangborn D8/107
D684,838 S * 6/2013 Wirtz D8/302
D688,435 S * 8/2013 Sonnendorfer D34/27
D688,926 S 9/2013 Ortiz
D738,184 S * 9/2015 Harvey D8/303
2012/0137821 A1 * 6/2012 Badollet B62K 21/26
74/551.9

* cited by examiner

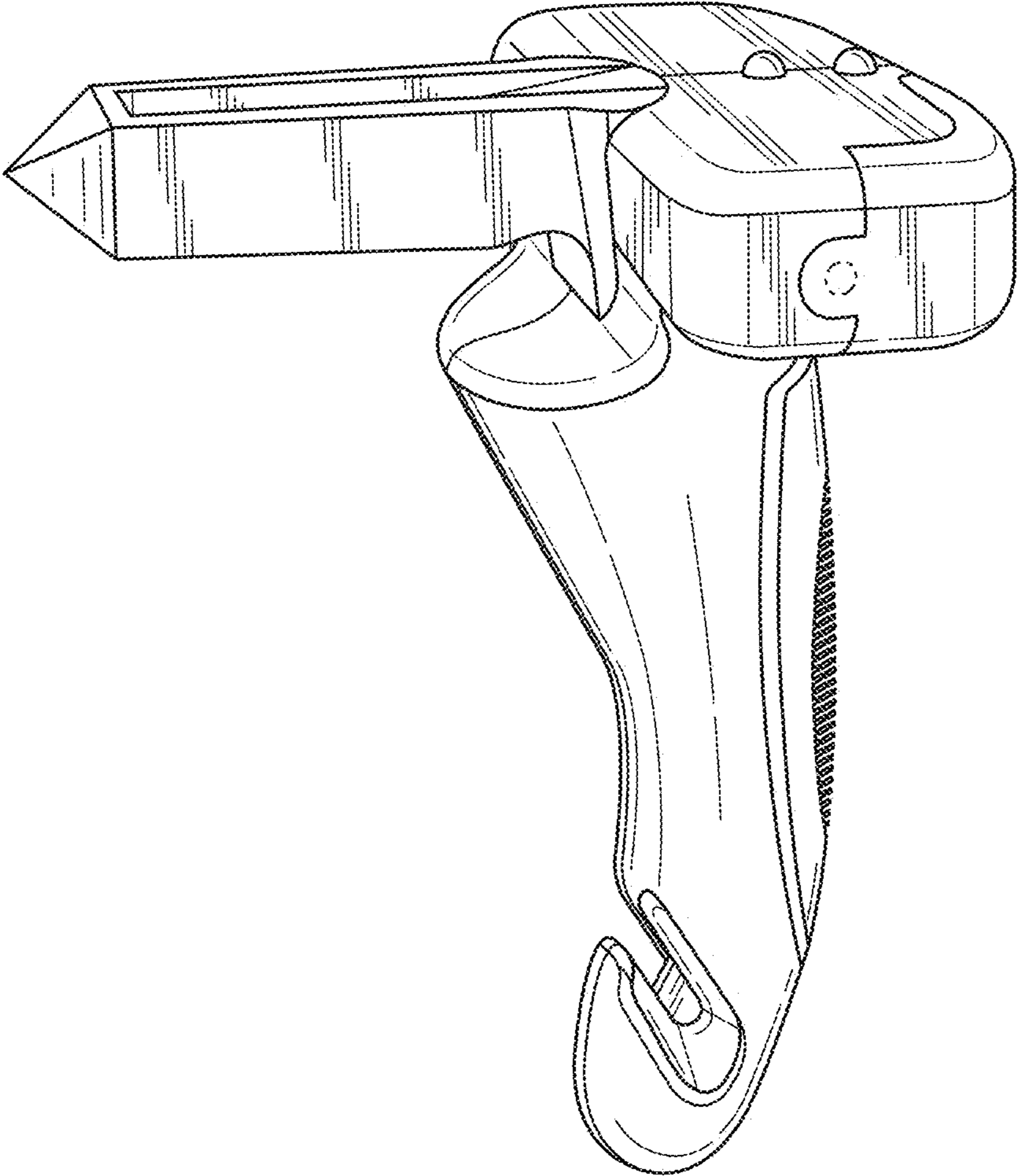


FIG. 1

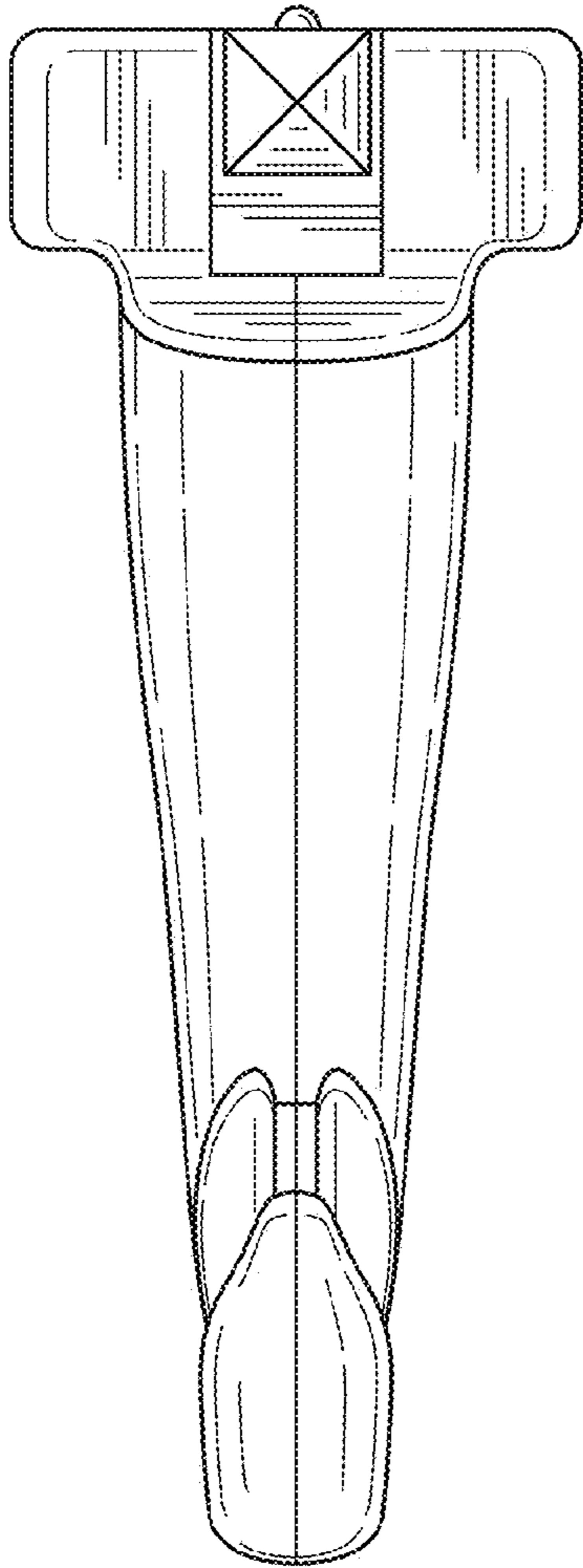


FIG. 2

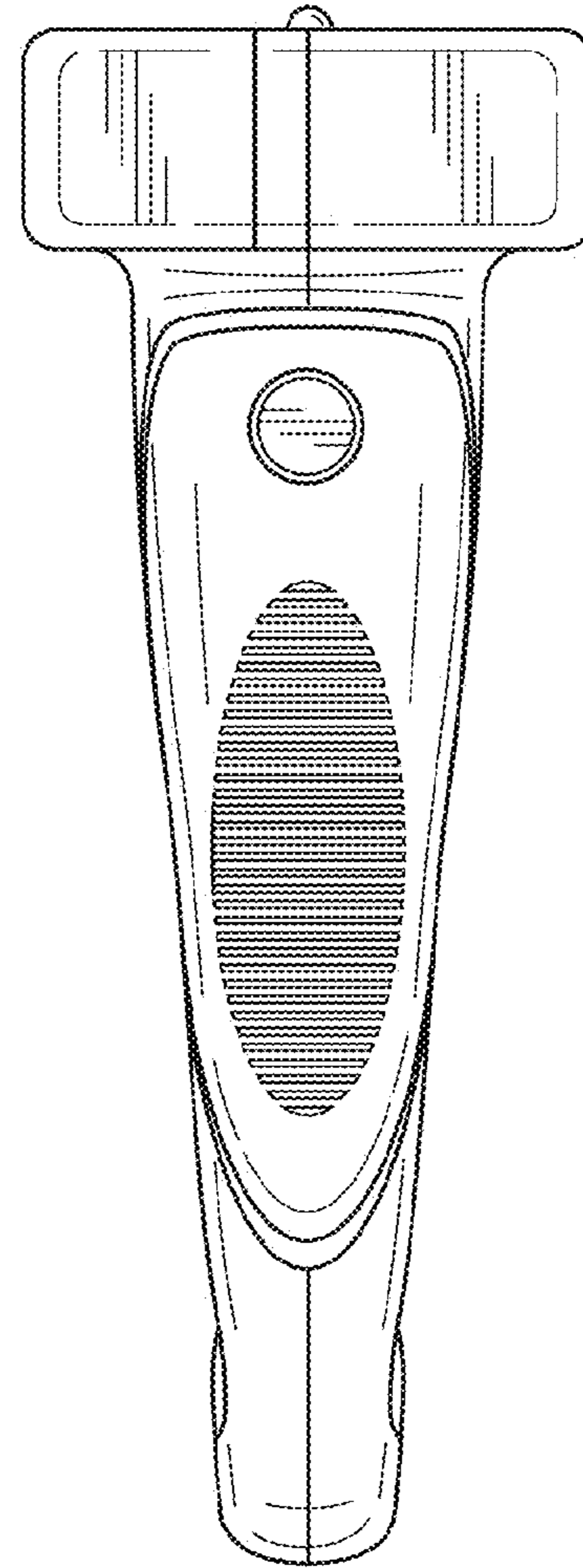


FIG. 3

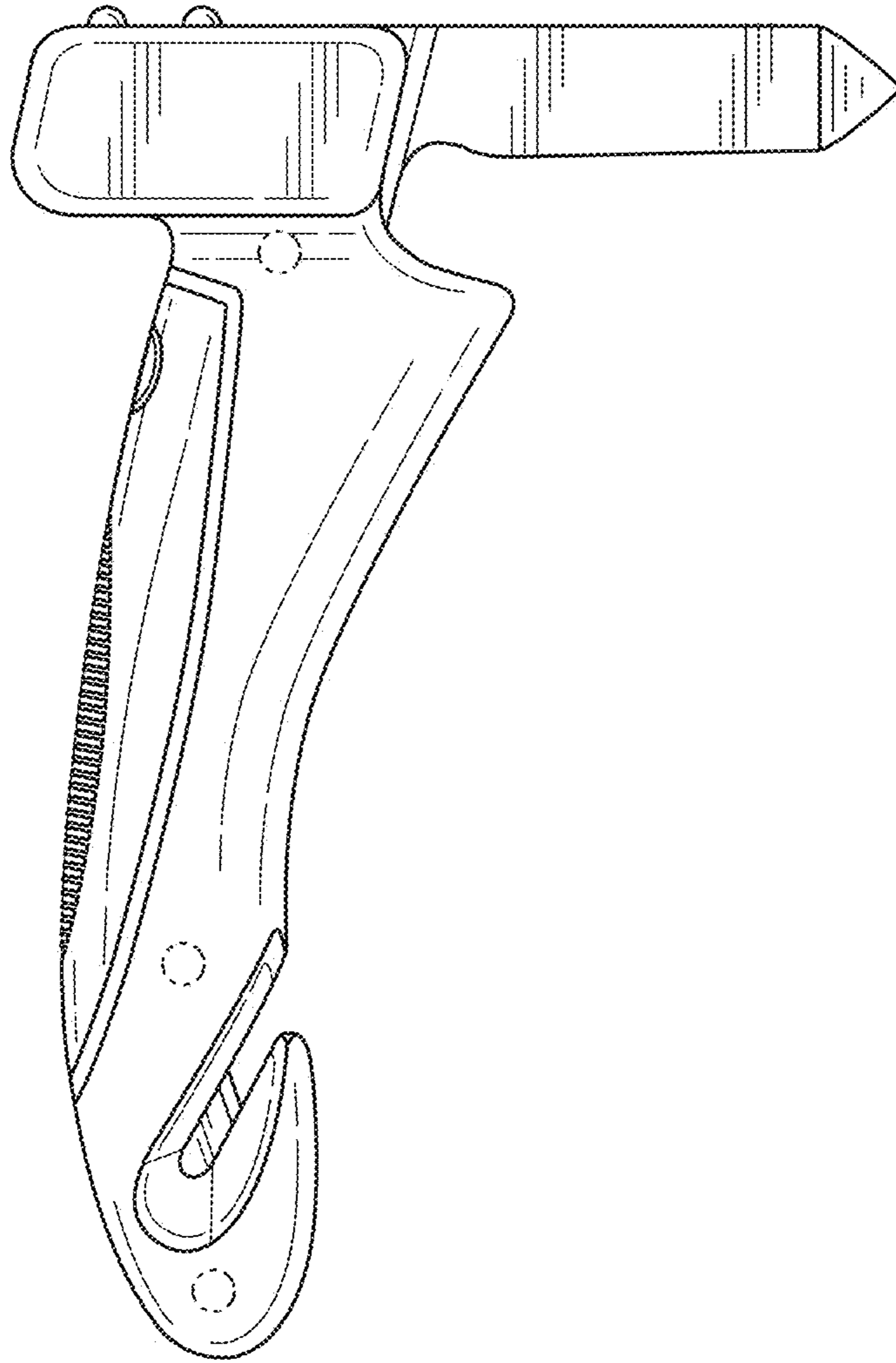


FIG. 4

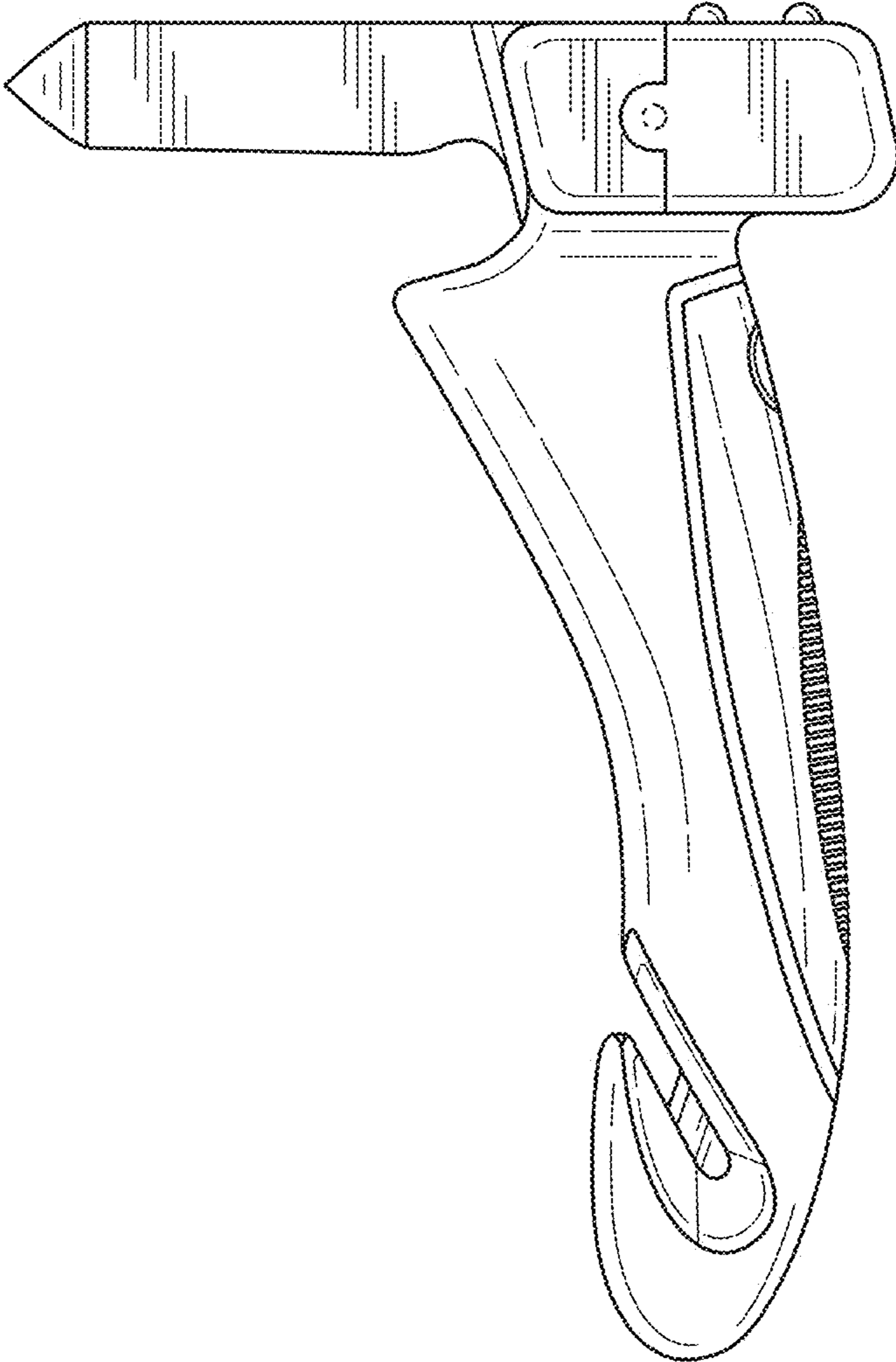


FIG. 5

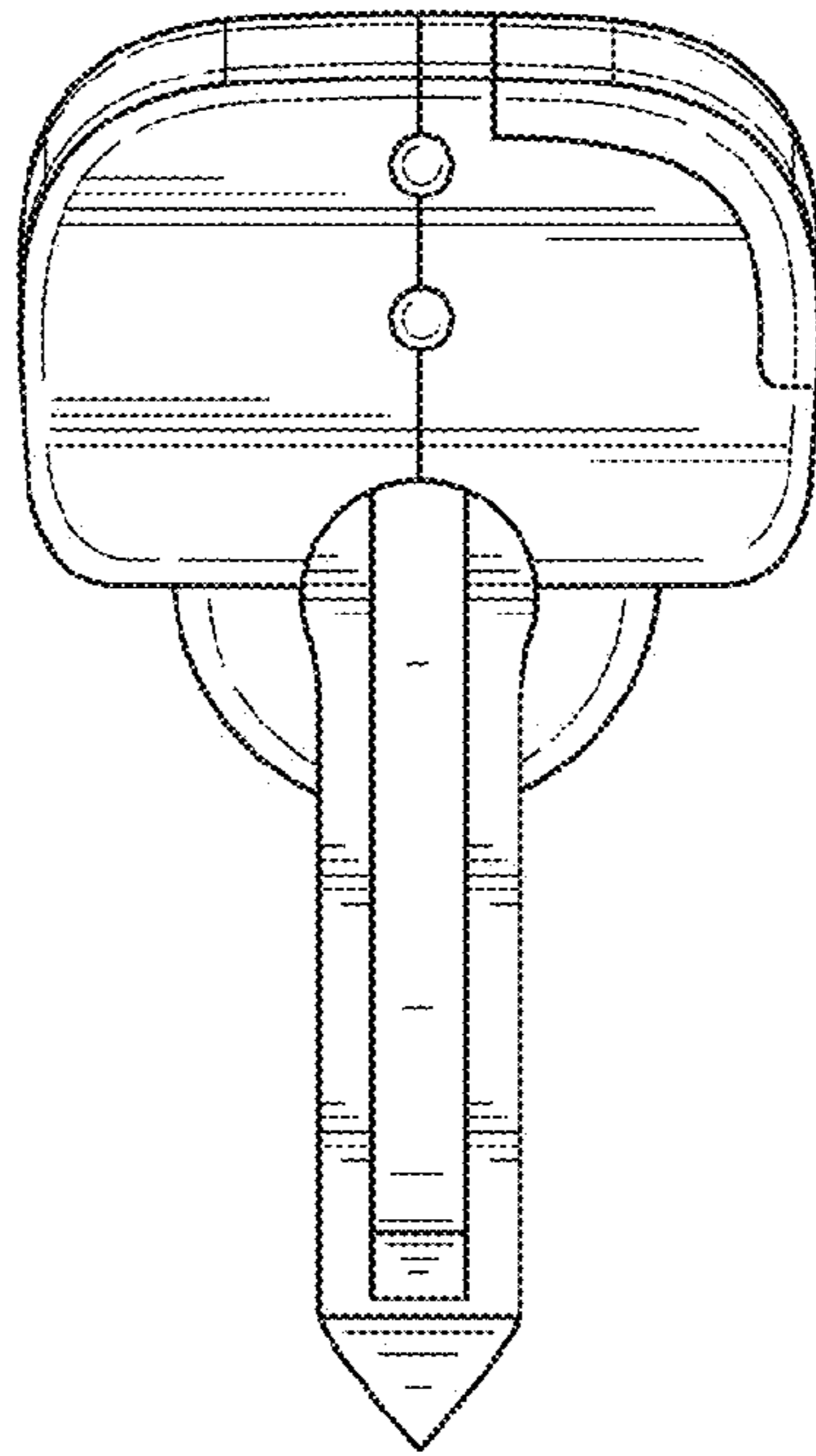


FIG. 6

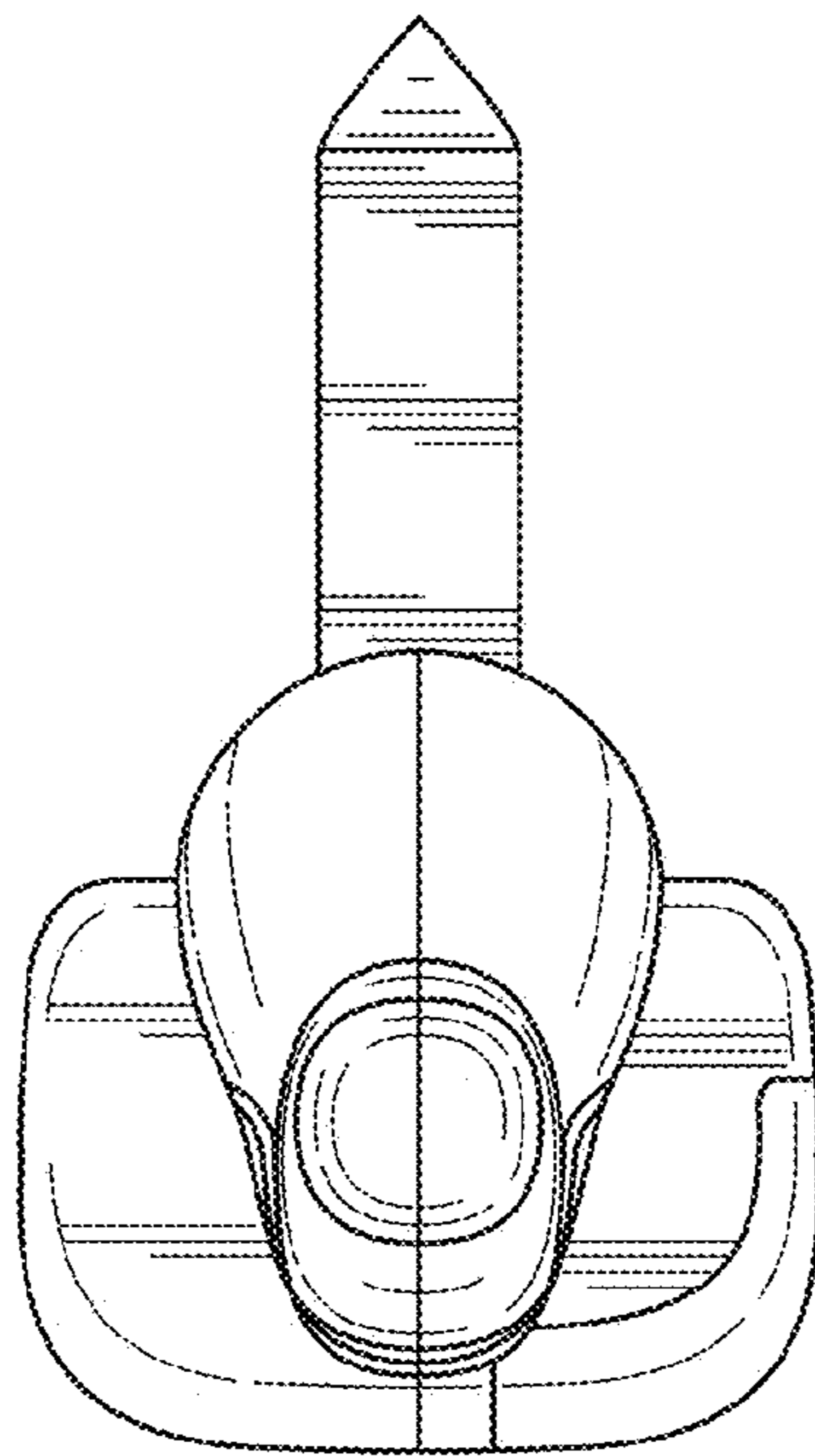


FIG. 7