



US00D743318S

(12) **United States Design Patent**
Curts

(10) **Patent No.:** **US D743,318 S**
(45) **Date of Patent:** **** Nov. 17, 2015**

(54) **AFT-FACING TRANSOM SEATING FOR A BOAT**

(71) Applicant: **MasterCraft Boat Company, LLC**,
Vonore, TN (US)

(72) Inventor: **Chadrick E. Curts**, Lenoir City, TN
(US)

(73) Assignee: **MASTERCRAFT BOAT COMPANY, LLC**,
Vonore, TN (US)

(**) Term: **14 Years**

(21) Appl. No.: **29/501,577**

(22) Filed: **Sep. 5, 2014**

(51) **LOC (10) Cl.** **12-06**

(52) **U.S. Cl.**
USPC **D12/317**

(58) **Field of Classification Search**
USPC D12/300, 302, 303, 304, 307, 310–314,
D12/316, 317; 114/39.11–39.15,
114/39.21–39.32, 61.1, 61.2, 61.32, 61.33,
114/62, 355–358, 271, 273, 283, 288–292,
114/343, 363; 440/27, 35
See application file for complete search history.

(56) **References Cited**

U.S. PATENT DOCUMENTS

4,085,473	A	4/1978	Franklin	
4,879,963	A	11/1989	Dionne	
D310,059	S *	8/1990	Porter	D12/317
D322,422	S	12/1991	Carlson	
5,136,963	A	8/1992	Zuzik	
D333,810	S	3/1993	Wenstadt	
5,320,059	A	6/1994	Ikeda	
5,346,277	A	9/1994	Holobaugh et al.	
D356,289	S	3/1995	Trent	
D357,223	S *	4/1995	Thompson et al.	D12/314
5,481,998	A *	1/1996	Trent	114/355
5,497,724	A	3/1996	Brown et al.	
6,041,732	A	3/2000	Ikeda	

D429,682	S	8/2000	Garland et al.	
6,145,458	A	11/2000	Hattori	
6,257,667	B1	7/2001	Boren et al.	
6,371,559	B1	4/2002	Kienzle et al.	
6,431,109	B1	8/2002	Martin	
D464,601	S *	10/2002	Aube et al.	D12/300
6,491,124	B1	12/2002	Thompson et al.	

(Continued)

OTHER PUBLICATIONS

MasterCraft, 2013 Owner's Manual, pp. cover, ix, 2-23 to 2-26, and 3-27 to 3-28.

(Continued)

Primary Examiner — Cynthia M Chin

(74) *Attorney, Agent, or Firm* — Fitzpatrick, Cella, Harper & Scinto

(57) **CLAIM**

The ornamental design for aft-facing transom seating for a boat, as shown and described.

DESCRIPTION

FIG. 1 is a perspective view of the boat with aft-facing transom seating.

FIG. 2 is a rear elevational view of the boat with aft-facing transom seating. FIG. 2 is enlarged relative to FIGS. 3 and 4.

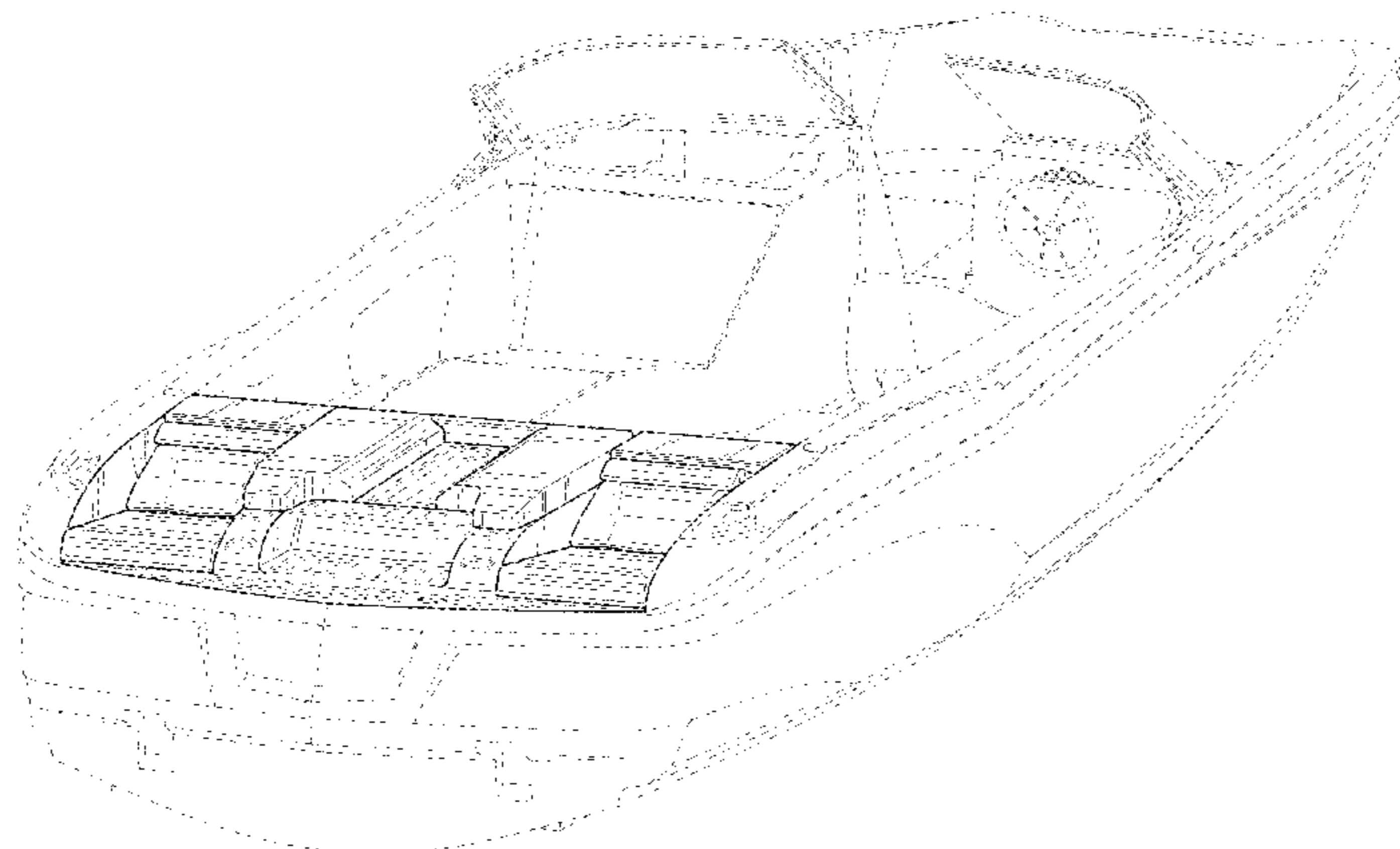
FIG. 3 is a starboard (right) side elevational view of the boat with aft-facing transom seating, with the port (left) side view (not shown) being a mirror image of the starboard (right) side view; and,

FIG. 4 is a top view of the boat with aft-facing transom seating.

A front elevational view and a bottom elevational view of the boat with aft-facing transom seating do not include claimed features and are not shown.

The broken lines shown in the drawings are included for the purpose of illustrating the environment in which the article resides and form no part of the claimed design.

1 Claim, 4 Drawing Sheets



(56)

References Cited

U.S. PATENT DOCUMENTS

D469,053 S * 1/2003 Aube et al. D12/300
6,672,240 B1 1/2004 Aube et al.
6,837,173 B2 1/2005 Eck et al.
6,886,490 B2 5/2005 Aube et al.
7,000,557 B1 2/2006 Forbes et al.
D524,224 S * 7/2006 Guay et al. D12/300
7,255,058 B2 8/2007 Forbes et al.
7,661,382 B2 2/2010 Wood et al.
D665,719 S * 8/2012 Watkins et al. D12/317
8,517,466 B1 8/2013 Wizorek et al.
8,616,143 B2 12/2013 Hancock, Jr. et al.
D700,127 S 2/2014 Fuller, IV
2008/0196649 A1 8/2008 Kalil
2009/0301378 A1 12/2009 Walbridge et al.
2010/0037814 A1 2/2010 Sahr et al.

2010/0319604 A1 12/2010 Mayrand et al.
2011/0095592 A1 4/2011 Willard et al.
2013/0160695 A1 6/2013 Gratz et al.

OTHER PUBLICATIONS

Charles Plueddeman, Surf Everywhere, Boating, Mar. 2015, pp. cover, 10, 68-73.
The AL-24 Wake Boat, <http://pevati.com/al-24/>, last visited Aug. 4, 2014.
Bombardier Recreational Products Inc., 210 Wake, Aug. 4, 2011.
Yamaha Motor Corporation, 2014 Yamaha Boats.
Sea Ray Boats, 300 Sundeck, Sep. 2012.
Chaparral Boats, 2013 Chaparral Fleet Brochure, available at http://www.chaparralboats.com/publications/uploaded_files/121/2013-ChapMini.pdf.
Randy Vance, Cobalt A25, Boating, Apr. 29, 2010, available at <http://www.boatingmag.com/boats/cobalt-a25?image=3>.

* cited by examiner

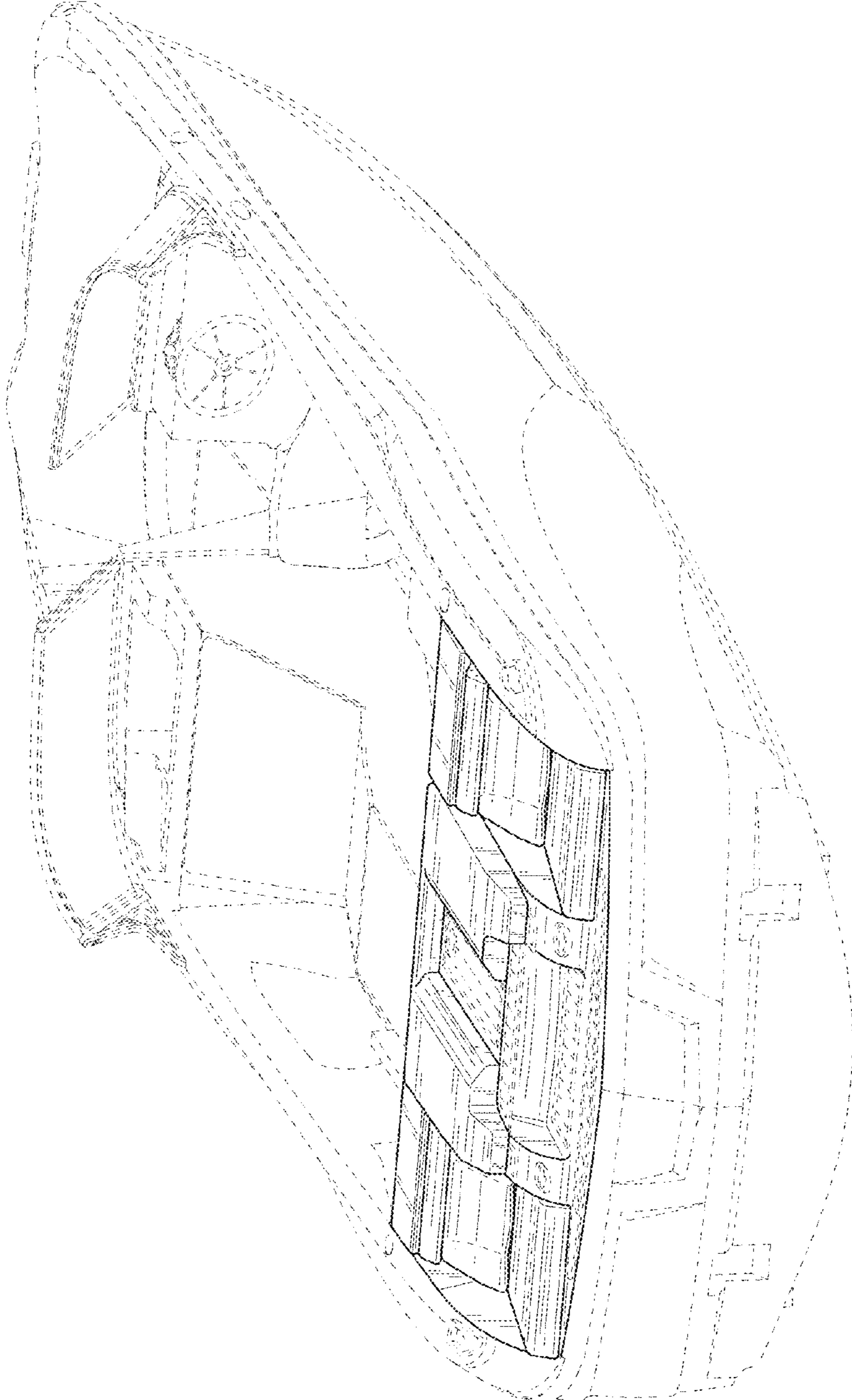


FIG. 1

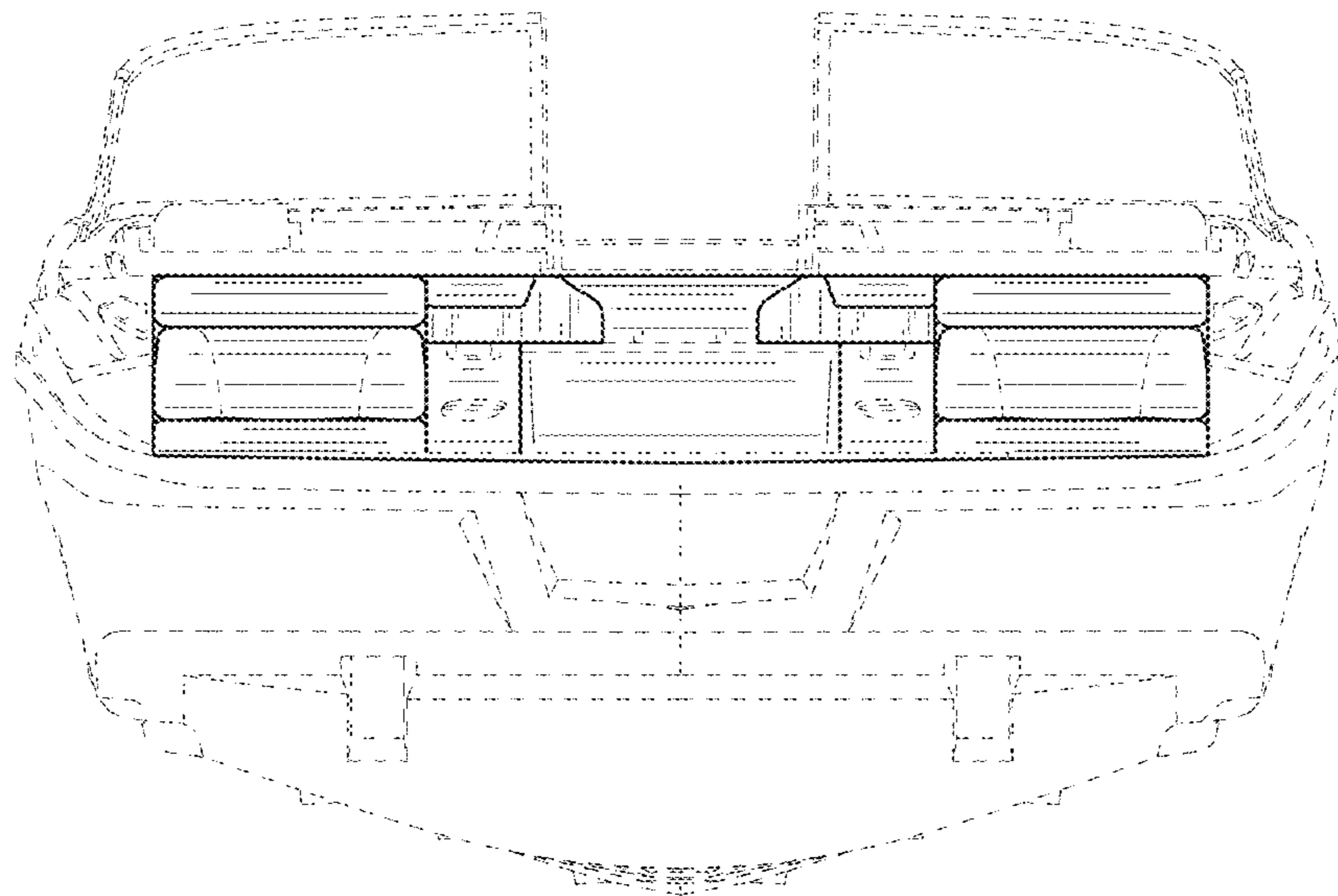


FIG. 2




FIG. 3

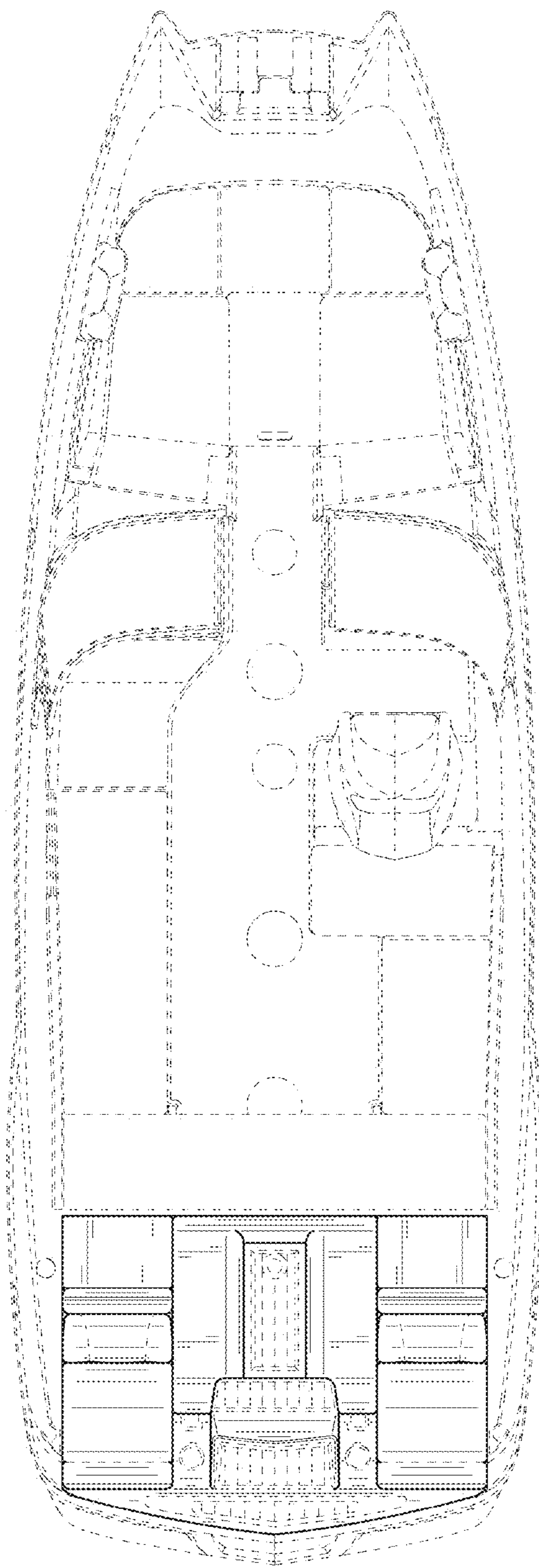


FIG. 4