



US00D743308S

(12) **United States Design Patent**  
**Hanson et al.**

(10) **Patent No.:** **US D743,308 S**

(45) **Date of Patent:** **\*\* Nov. 17, 2015**

- (54) **HOOD**
- (71) Applicant: **Caterpillar Inc.**, Peoria, IL (US)
- (72) Inventors: **Eric Hanson**, Valparaiso, IN (US); **G. L. Pabst**, Davisburg, MI (US); **Curt Wilson**, Naperville, IL (US)
- (73) Assignee: **Caterpillar Inc.**, Peoria, IL (US)
- (\*\*) Term: **14 Years**
- (21) Appl. No.: **29/486,944**
- (22) Filed: **Apr. 4, 2014**
- (51) **LOC (10) Cl.** ..... **12-16**
- (52) **U.S. Cl.**  
USPC ..... **D12/173**
- (58) **Field of Classification Search**  
USPC ..... D12/173, 196, 86, 90-92, 181;  
180/69.21, 69.2, 69.22;  
296/190.1-190.5, 190.8, 193.11, 37.6  
CPC ..... B62D 25/10; B62D 25/06; B62D 65/02;  
B62D 25/12; B60Q 1/00  
See application file for complete search history.

D623,092 S	9/2010	Beigel et al.	
D632,224 S	2/2011	Peltola et al.	
D641,669 S *	7/2011	Vardis .....	D12/173
D645,380 S *	9/2011	Beigel et al. ....	D12/96
D653,994 S	2/2012	Fukushima et al.	
8,408,608 B2	4/2013	Wilkens et al.	
D685,294 S	7/2013	Hanson et al.	
D687,357 S *	8/2013	Weil .....	D12/173
D692,812 S *	11/2013	Harriton .....	D12/173
D694,682 S *	12/2013	Johnson .....	D12/173
8,678,479 B2 *	3/2014	Jaynes .....	296/190.1
D701,807 S *	4/2014	Futschik et al. ....	D12/173
D706,185 S *	6/2014	Mackay .....	D12/173
D707,595 S *	6/2014	Kavaja .....	D12/173
D710,768 S *	8/2014	Ishizuka et al. ....	D12/173
D712,323 S *	9/2014	Mays et al. ....	D12/173
D718,684 S *	12/2014	Thole et al. ....	D12/173
D721,307 S *	1/2015	Platto et al. ....	D12/173

\* cited by examiner

*Primary Examiner* — Melody Brown

(74) *Attorney, Agent, or Firm* — Finnegan, Henderson, Farabow, Garrett & Dunner, LLP

(57) **CLAIM**

The ornamental design for a hood, as shown and described.

**DESCRIPTION**

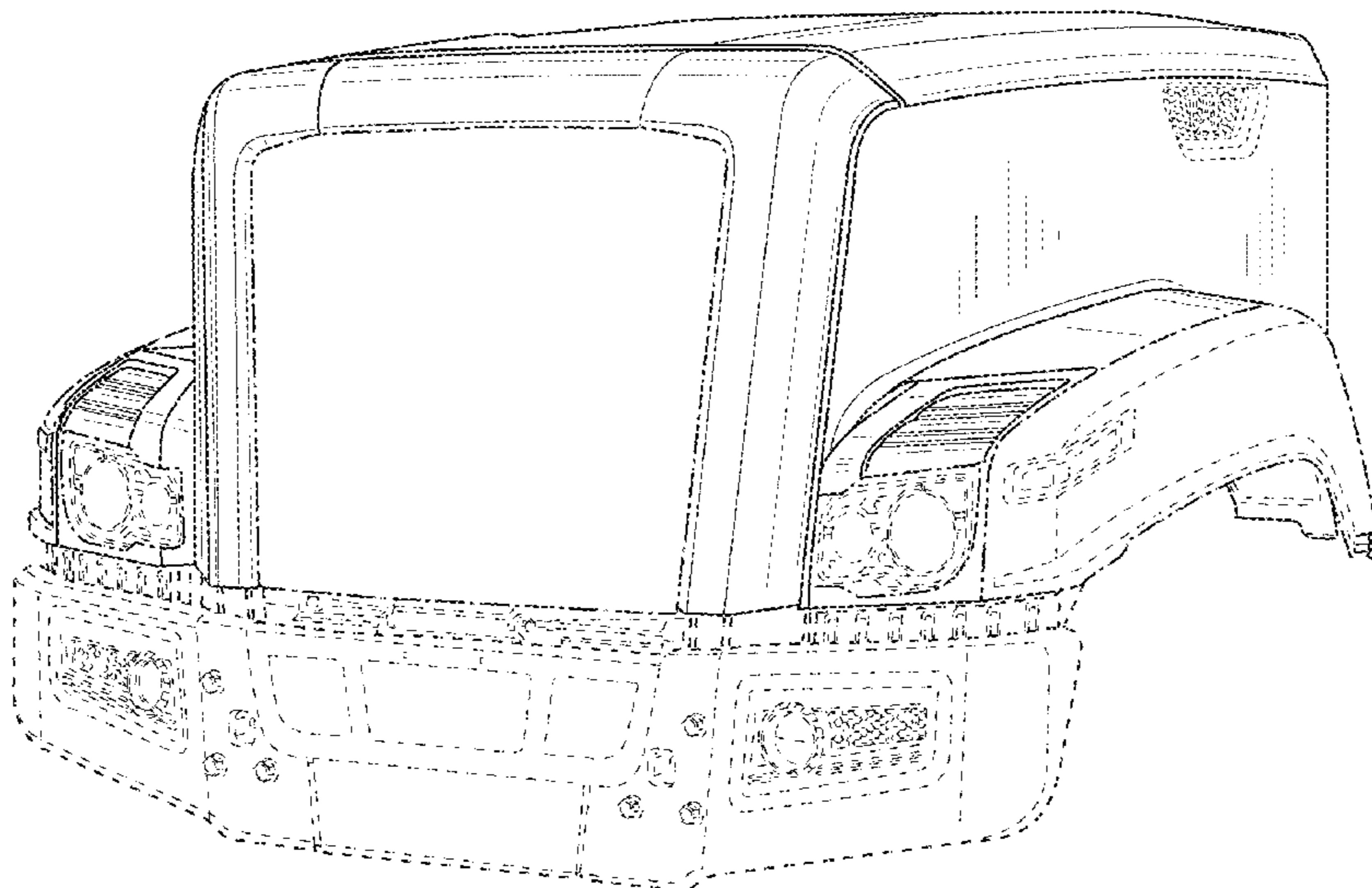
FIG. 1 is a front left perspective view of a hood showing our new design;  
 FIG. 2 is a front elevation view thereof;  
 FIG. 3 is a left side view thereof, the right side view being a mirror image thereof; and,  
 FIG. 4 is a top plan view thereof.  
 The broken lines of even length of the figures are included for the purposes of illustrating environmental structure and form no part of the claimed design. The broken lines of uneven length define the boundary of the claimed design. The rear and bottom of the hood are not seen during ordinary use and are not part of the claimed design.

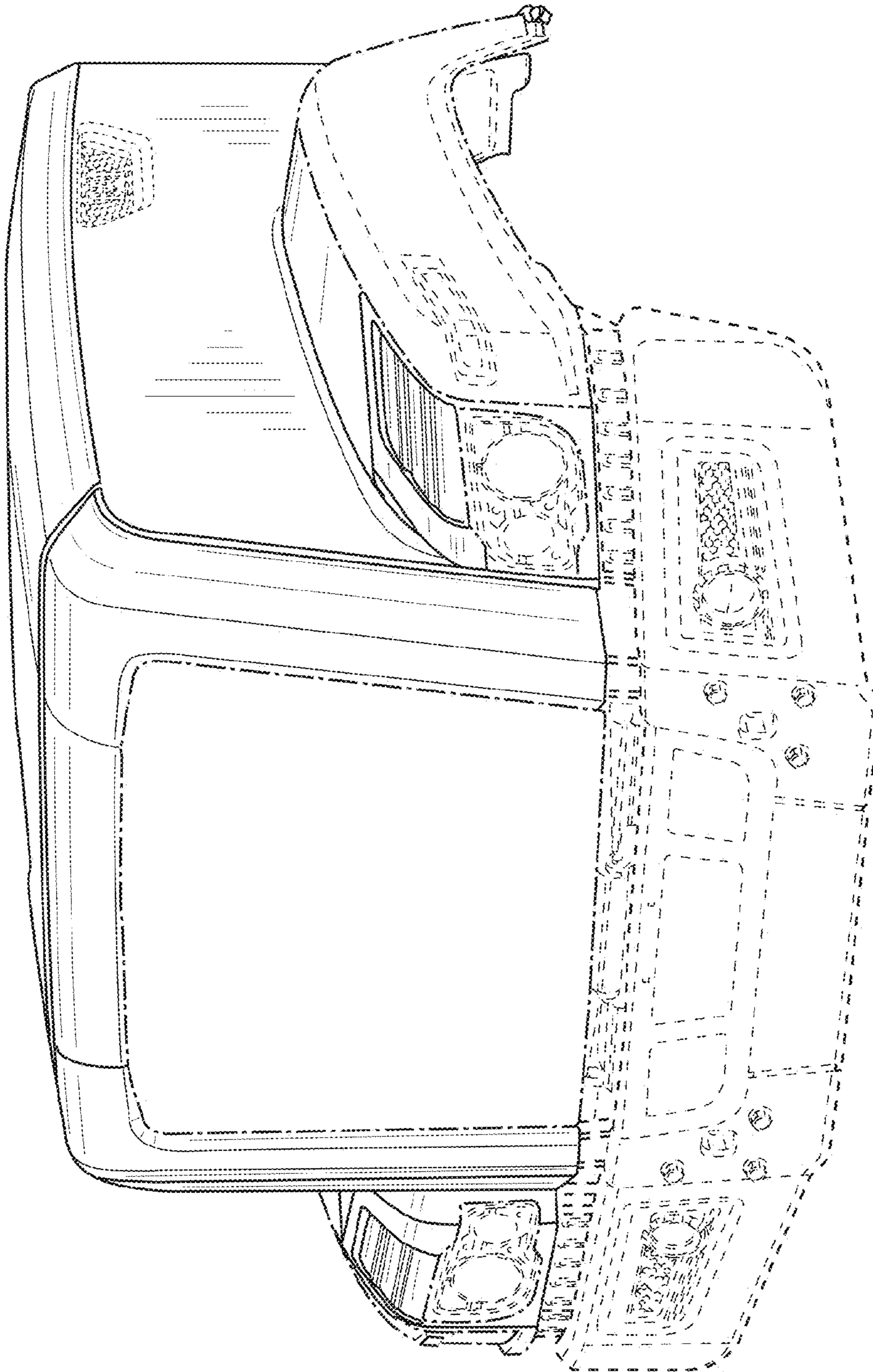
**1 Claim, 4 Drawing Sheets**

(56) **References Cited**

U.S. PATENT DOCUMENTS

D286,031 S	10/1986	Breitschwerdt et al.	
4,813,736 A	3/1989	Schubert et al.	
5,984,037 A	11/1999	Duhem	
D450,277 S *	11/2001	Onopa .....	D12/173
D467,202 S	12/2002	Mondragon Sarmiento et al.	
6,666,291 B2	12/2003	Hyslop et al.	
7,195,307 B2 *	3/2007	Tucker et al. ....	296/190.05
D550,131 S *	9/2007	Onopa .....	D12/173
D556,654 S *	12/2007	Lee et al. ....	D12/173
D563,852 S *	3/2008	Rosen et al. ....	D12/173
D571,696 S *	6/2008	Rosen et al. ....	D12/173
D619,049 S	7/2010	Beigel et al.	
D623,091 S	9/2010	Beigel et al.	





**FIG. 1**


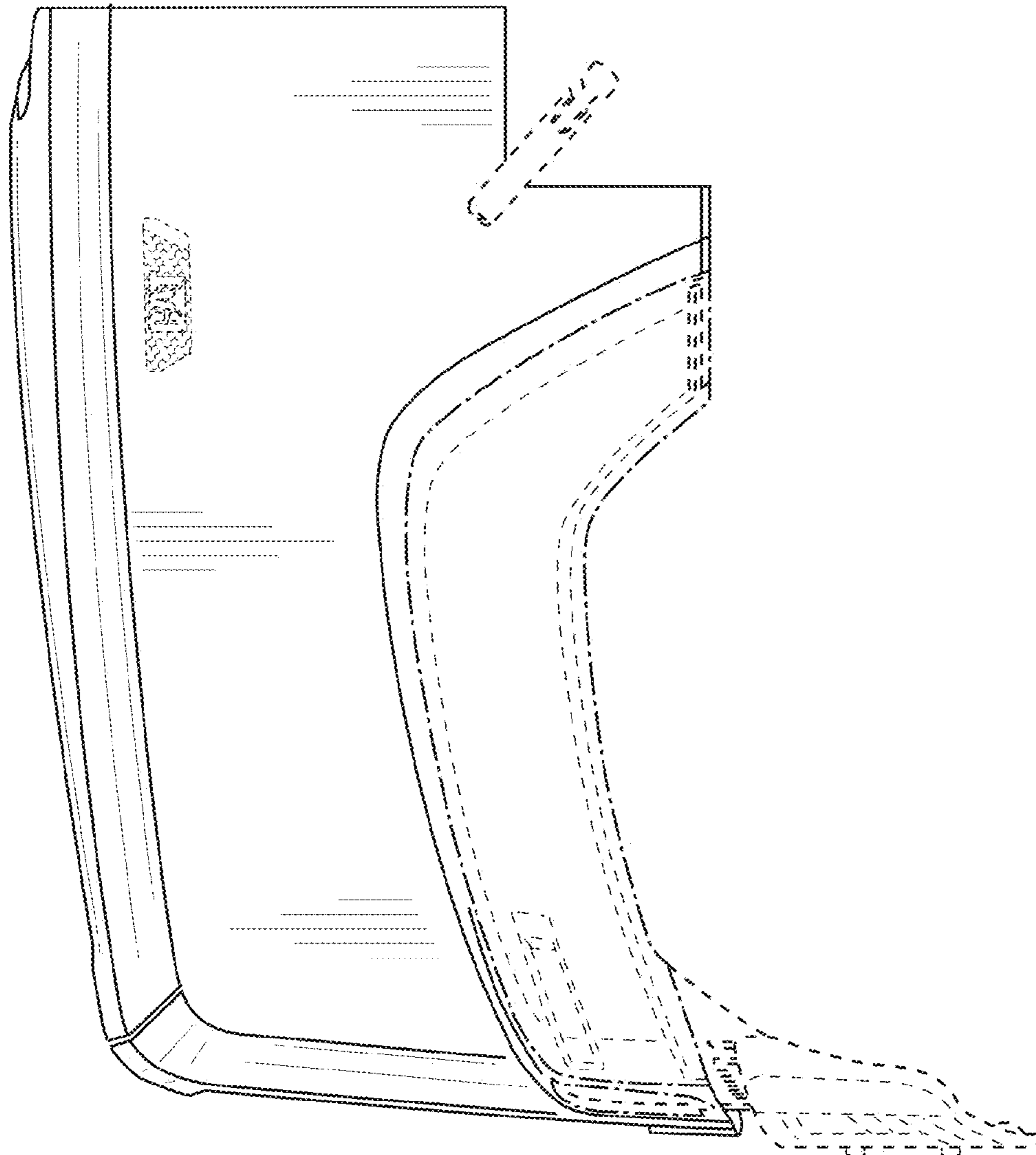


FIG. 2



**FIG. 3**

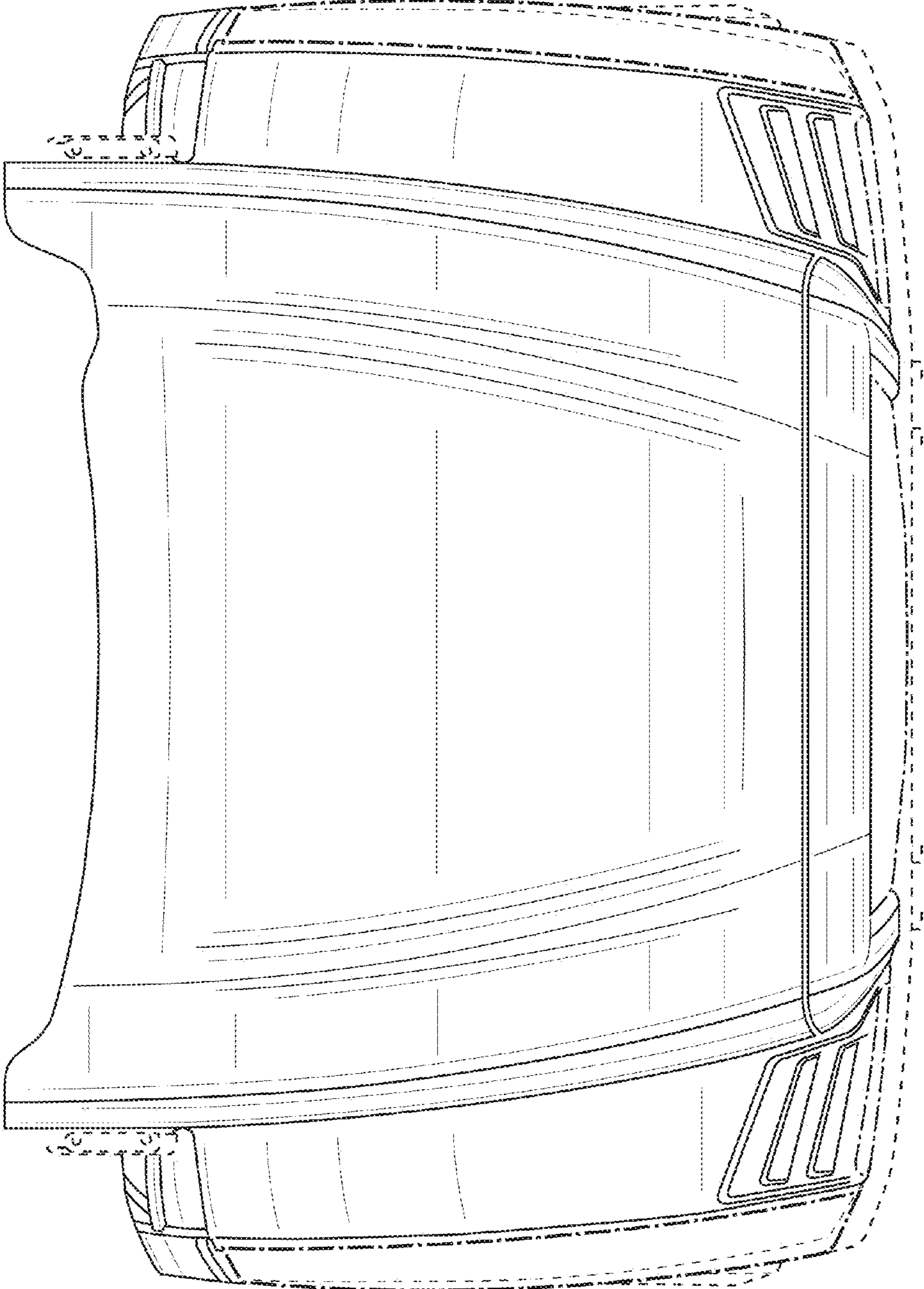


FIG. 4