

US00D743299S

(12) **United States Design Patent**
Gillingham

(10) **Patent No.:** **US D743,299 S**

(45) **Date of Patent:** **** Nov. 17, 2015**

(54) **PLANT SAUCER**

(71) Applicant: **Bob Gillingham**, Redmond, WA (US)

(72) Inventor: **Bob Gillingham**, Redmond, WA (US)

(**) Term: **14 Years**

(21) Appl. No.: **29/496,912**

(22) Filed: **Jul. 18, 2014**

(51) **LOC (10) Cl.** **11-02**

(52) **U.S. Cl.**

USPC **D11/164; D11/152**

(58) **Field of Classification Search**

USPC D11/152, 164, 143, 151; D6/403, 405,
D6/556, 574; D7/388, 389

CPC .. H01L 21/6734; A47F 7/0064; A47G 7/041;
A47G 7/085; B65D 85/52; A01G 9/04;
A01G 9/12; A01G 17/06; A47H 27/00

See application file for complete search history.

D361,308	S	*	8/1995	Loran	D11/164
D363,255	S	*	10/1995	Helms et al.	D11/164
5,481,826	A	*	1/1996	Dickinson et al.	47/39
D367,244	S	*	2/1996	Sellers	D11/164
D370,191	S	*	5/1996	Dealen	D11/164
D373,328	S	*	9/1996	Sellers	D11/164
D373,329	S	*	9/1996	Sellers	D11/164
5,622,004	A	*	4/1997	Gidge	47/71
D399,787	S	*	10/1998	Wagner	D11/164
D399,788	S	*	10/1998	Wagner	D11/164
D400,394	S	*	11/1998	Banach et al.	D7/396.6
6,047,499	A	*	4/2000	Staas	47/71
D435,481	S	*	12/2000	Wagner	D11/152
D436,888	S	*	1/2001	Sellers	D11/152
D437,803	S	*	2/2001	Sellers	D11/152
D463,318	S	*	9/2002	McKendree	D11/143
6,655,084	B1	*	12/2003	Missry	47/71
D485,710	S	*	1/2004	Burkhart et al.	D6/702
D510,295	S	*	10/2005	Lehman et al.	D11/164
D528,039	S	*	9/2006	Sellers	D11/164
D542,706	S	*	5/2007	Prenatt et al.	D11/152
D555,389	S	*	11/2007	Kershaw	D6/403
D619,040	S	*	7/2010	Sellers et al.	D11/155
D632,607	S	*	2/2011	Gillingham	D11/164

(Continued)

(56) **References Cited**

U.S. PATENT DOCUMENTS

132,808	A	*	11/1872	Currier et al.	248/346.11
1,600,055	A	*	9/1926	Meyer	47/71
2,206,694	A	*	7/1940	Greene	47/71
2,550,989	A	*	5/1951	French et al.	248/506
2,605,588	A	*	8/1952	Lindstaedt	47/79
2,770,957	A	*	11/1956	Bronson	220/23.83
D240,957	S	*	8/1976	Burke et al.	D11/164
D247,337	S	*	2/1978	Chasen	D6/556
D252,313	S	*	7/1979	Landry	D7/388
4,173,097	A	*	11/1979	Staby	47/65.5
D255,339	S	*	6/1980	Christian	D11/152
D265,069	S	*	6/1982	LeVan	D11/164
4,540,417	A	*	9/1985	Poler	424/429
D283,496	S	*	4/1986	Pisarkiewicz	D11/164
D322,768	S	*	12/1991	Lillelund et al.	D11/147
D339,550	S	*	9/1993	Wilder	D11/164

Primary Examiner — John Windmuller

Assistant Examiner — Steven Czyz

(74) *Attorney, Agent, or Firm* — Dean A. Craine

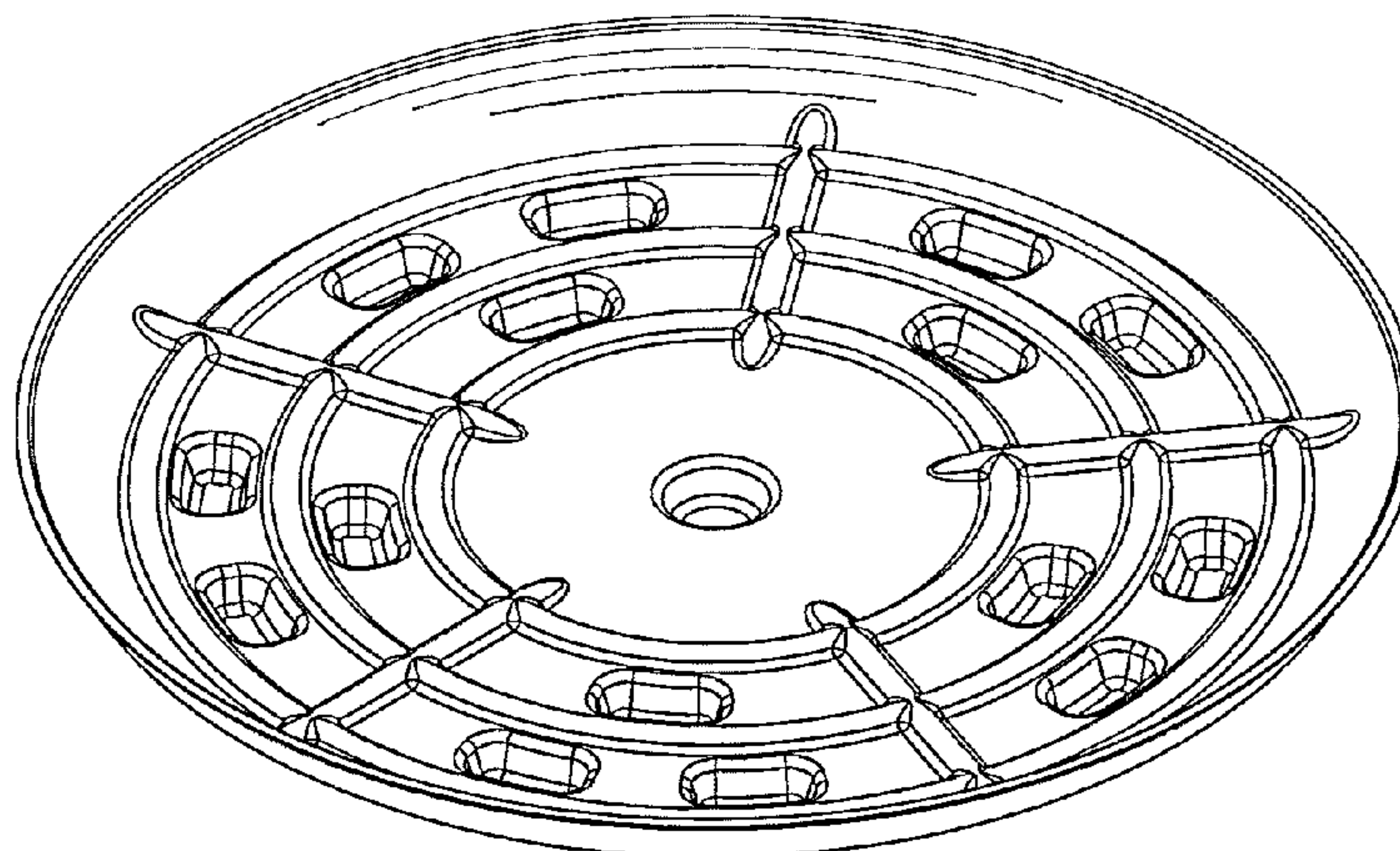
(57) **CLAIM**

The ornamental design for a plant saucer, as shown and described.

DESCRIPTION

FIG. 1 is a perspective view of plant saucer.
FIG. 2 is a top plan view of the plant saucer.
FIG. 3 is a bottom plan view of the plant saucer.
FIG. 4 is a front elevational view of the plant saucer; and,
FIG. 5 is a right side elevational view of the plant saucer.

1 Claim, 2 Drawing Sheets



US D743,299 S

Page 2

(56)

References Cited

U.S. PATENT DOCUMENTS

D721,009 S *	1/2015	Wagner et al.	D11/164	2005/0039387 A1*	2/2005	Paish	47/1.01 R
D732,421 S *	6/2015	Cordova	D11/164	2005/0050798 A1*	3/2005	Eakin	47/71
2003/0136050 A1*	7/2003	Smead	47/71	2005/0086863 A1*	4/2005	Brutsche et al.	47/71
				2006/0277825 A1*	12/2006	Sanders	47/71
				2009/0229180 A1*	9/2009	Rich et al.	47/66.6

* cited by examiner

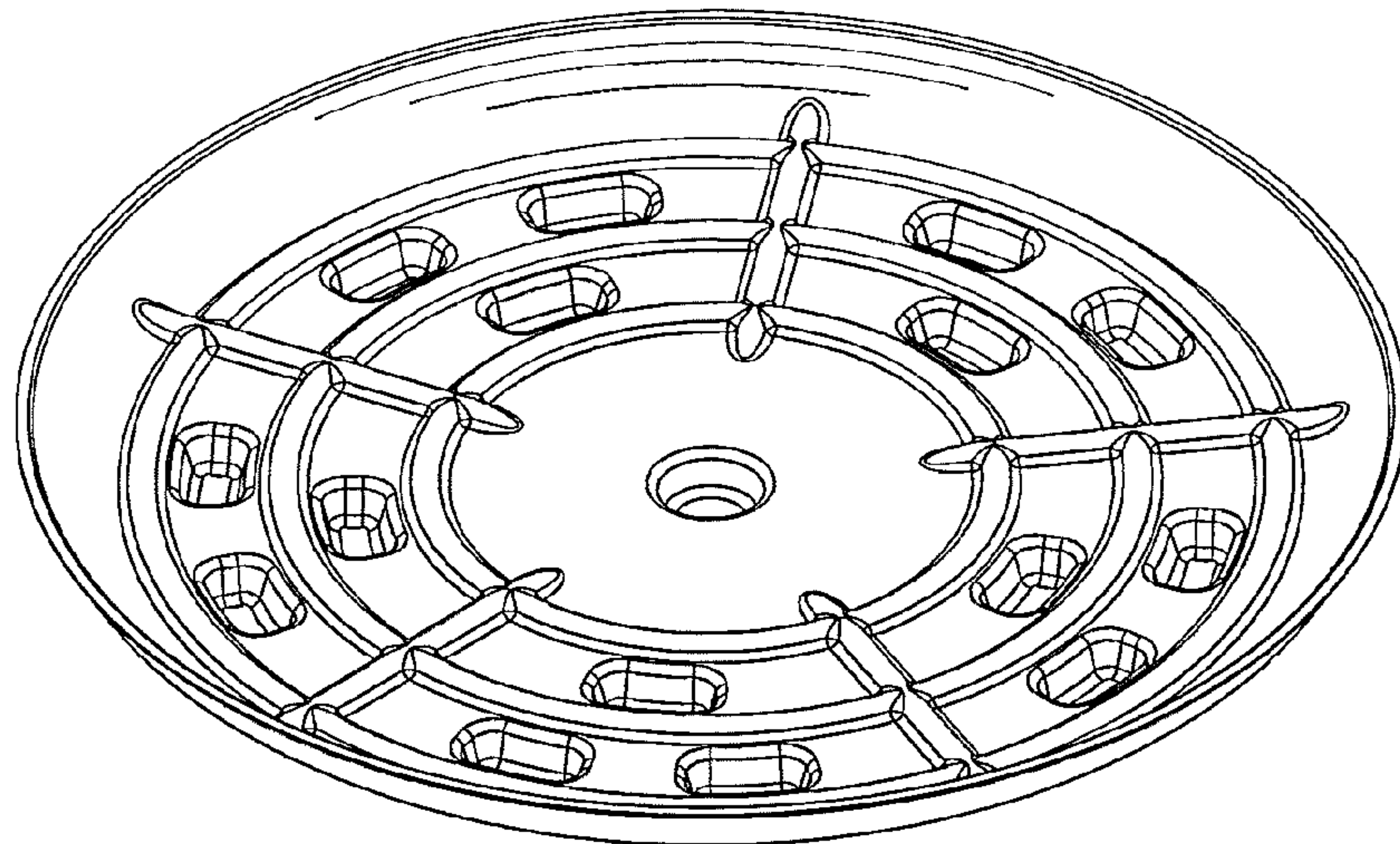


Fig. 1




Fig. 2




Fig. 3




Fig. 4

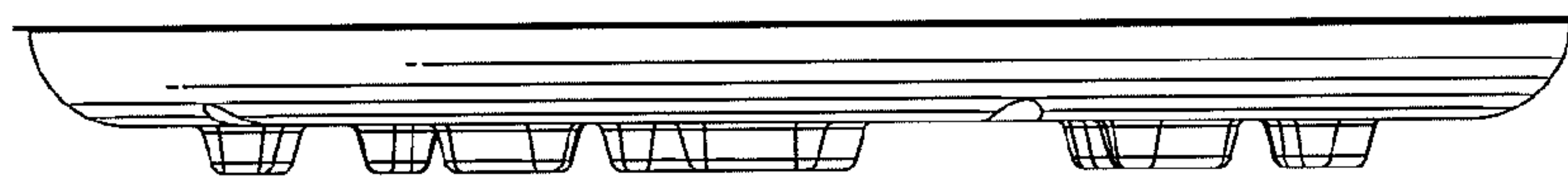


Fig. 5