



US00D743298S

(12) **United States Design Patent**  
**Macari et al.**

(10) **Patent No.:** **US D743,298 S**

(45) **Date of Patent:** **\*\* Nov. 17, 2015**

- (54) **PLATFORM FOR PLANTS**
- (71) Applicant: **Clean Roots, Inc.**, Greene, RI (US)
- (72) Inventors: **Alfred Antonio Macari**, Greene, RI (US); **Joseph Anthony Lupo**, Warwick, RI (US)
- (73) Assignee: **CLEAN ROOTS, INC.**, Greene, RI (US)
- (\*\*) Term: **14 Years**
- (21) Appl. No.: **29/504,650**
- (22) Filed: **Oct. 8, 2014**
- (51) **LOC (10) Cl.** ..... **11-02**
- (52) **U.S. Cl.**  
USPC ..... **D11/152**
- (58) **Field of Classification Search**  
USPC ..... D6/403, 404, 405, 556, 557, 558, 682.1, D6/682.2; D11/143-156, 164  
CPC ..... A01G 5/04; A01G 9/02; A01G 9/022; A01G 9/023; A01G 9/025; A01G 9/028; A01G 9/10  
See application file for complete search history.

D195,475 S *	6/1963	Swett	.....	D7/630
D241,875 S *	10/1976	Insalaco	.....	D11/164
4,833,823 A *	5/1989	Edwards, III	.....	47/39
5,375,370 A *	12/1994	Zimmerman	.....	47/41.01
D408,227 S *	4/1999	Swann, Jr.	.....	D7/624.1
D504,249 S *	4/2005	Wagner	.....	D6/403
D505,564 S *	5/2005	Wagner	.....	D6/403
D505,590 S *	5/2005	Greiner et al.	.....	D7/409
D529,838 S *	10/2006	Boling	.....	D11/164
D611,300 S *	3/2010	Chen et al.	.....	D7/409
D673,005 S *	12/2012	Lion et al.	.....	D7/359
D689,740 S *	9/2013	Wang	.....	D7/553.6
D690,984 S *	10/2013	Hauser	.....	D7/359

\* cited by examiner

*Primary Examiner* — Elizabeth Albert

(74) *Attorney, Agent, or Firm* — Adler Pollock & Sheehan P.C.; Daniel J. Holmander, Esq.; George N. Chaclas, Esq.

(57) **CLAIM**

The ornamental design for a platform for plants, as shown and described.

**DESCRIPTION**

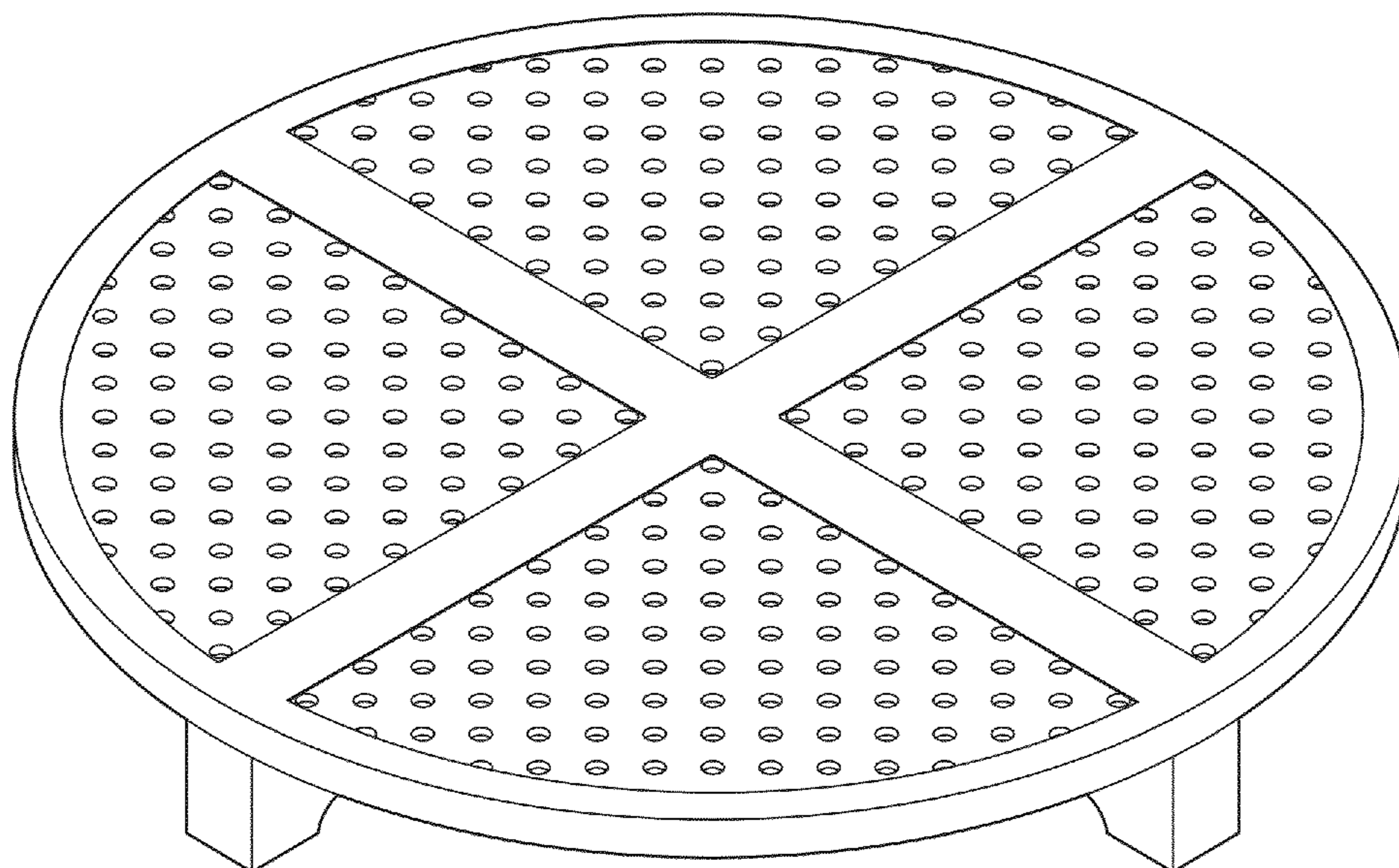
FIG. 1 is a top perspective view of the platform for plants showing our new design;  
 FIG. 2 is a bottom perspective view thereof;  
 FIG. 3 is a top perspective view thereof in use;  
 FIG. 4 is a front elevation view thereof;  
 FIG. 5 is a side elevation view thereof;  
 FIG. 6 is a top plan view thereof; and,  
 FIG. 7 is a bottom plan view thereof.  
 The broken lines in FIG. 3 are included to show environmental features that form no part of the claimed design.

**1 Claim, 7 Drawing Sheets**

(56) **References Cited**

**U.S. PATENT DOCUMENTS**

D33,478 S *	10/1900	Kelly	.....	D7/409
1,168,374 A *	1/1916	Barker	.....	235/90
1,906,999 A *	5/1933	Parker	.....	99/349
2,880,953 A *	4/1959	Dicks	.....	248/210



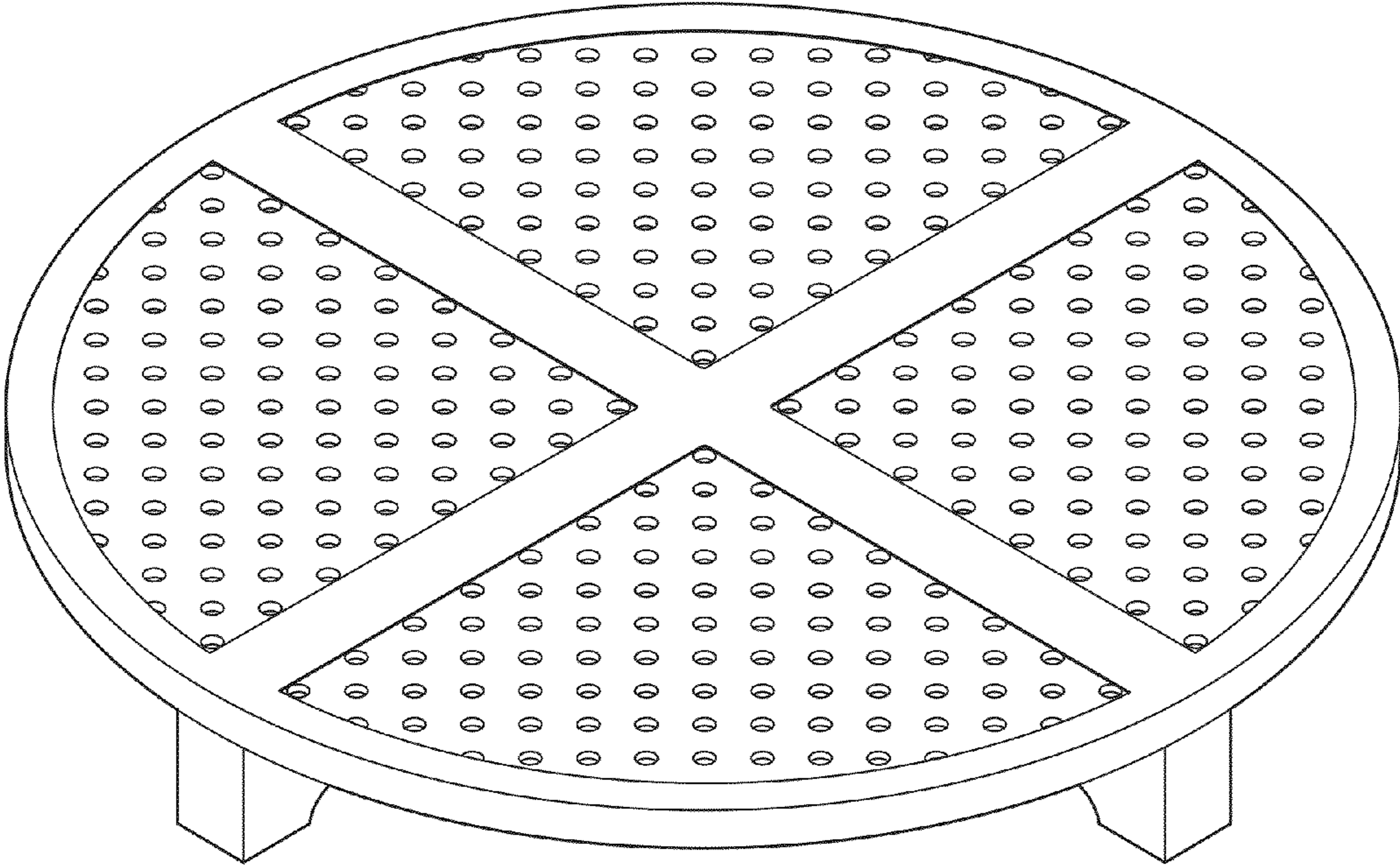


Fig. 1

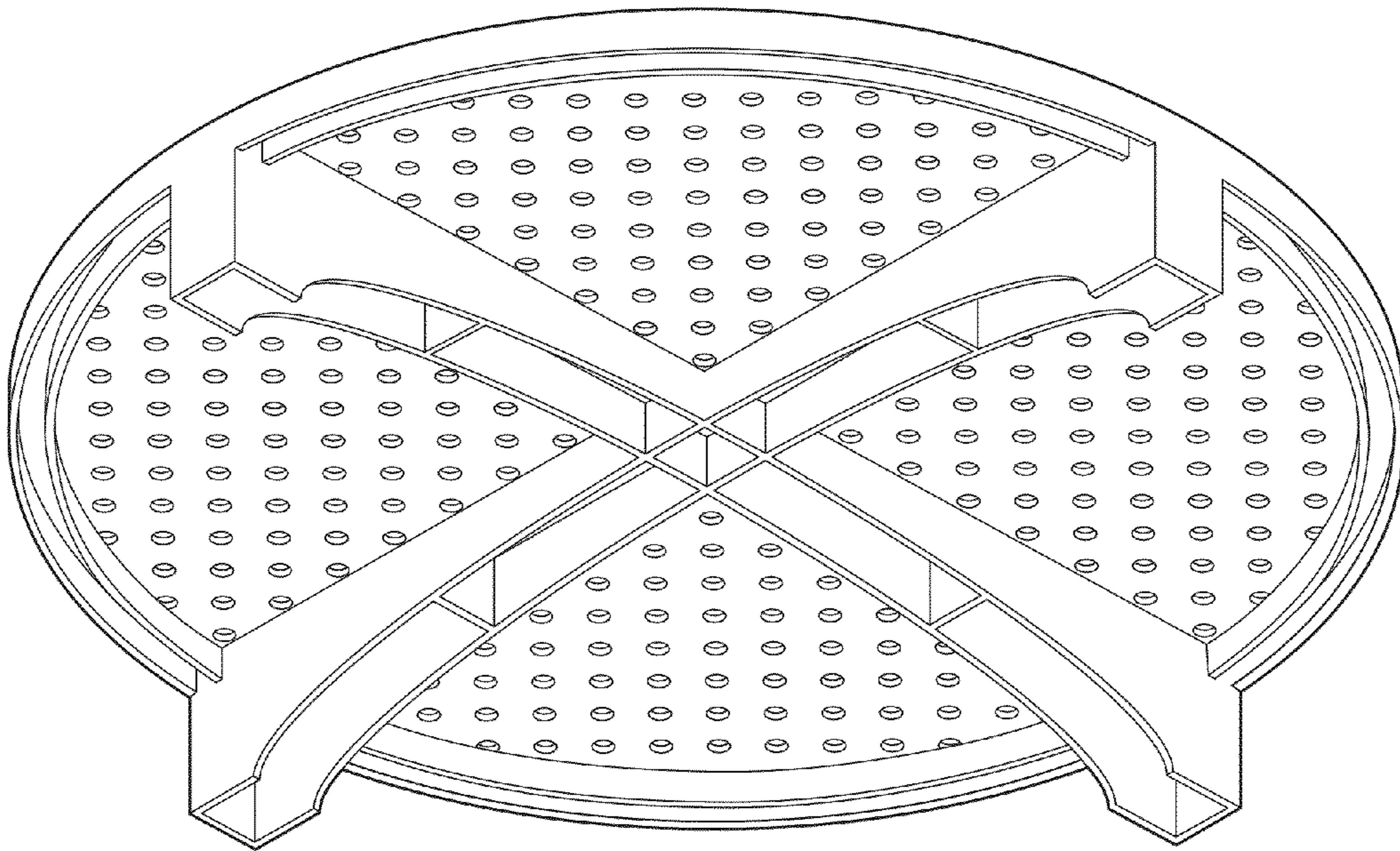


Fig. 2




Fig. 3

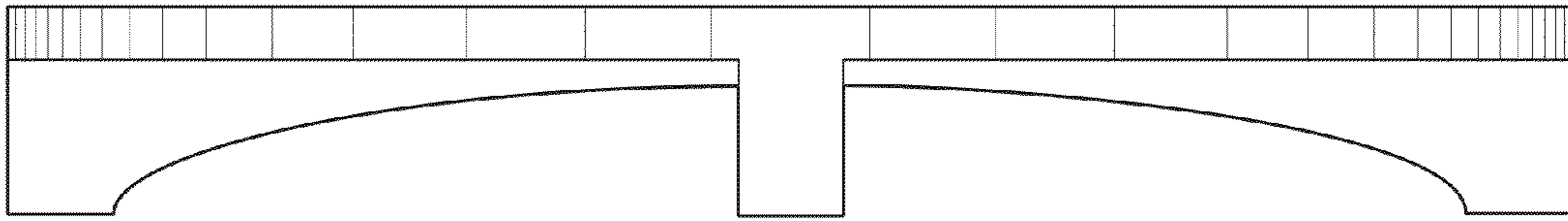


Fig. 4

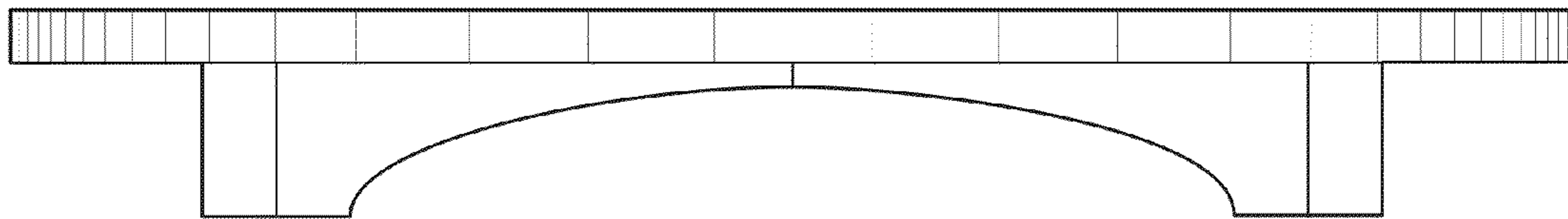


Fig. 5

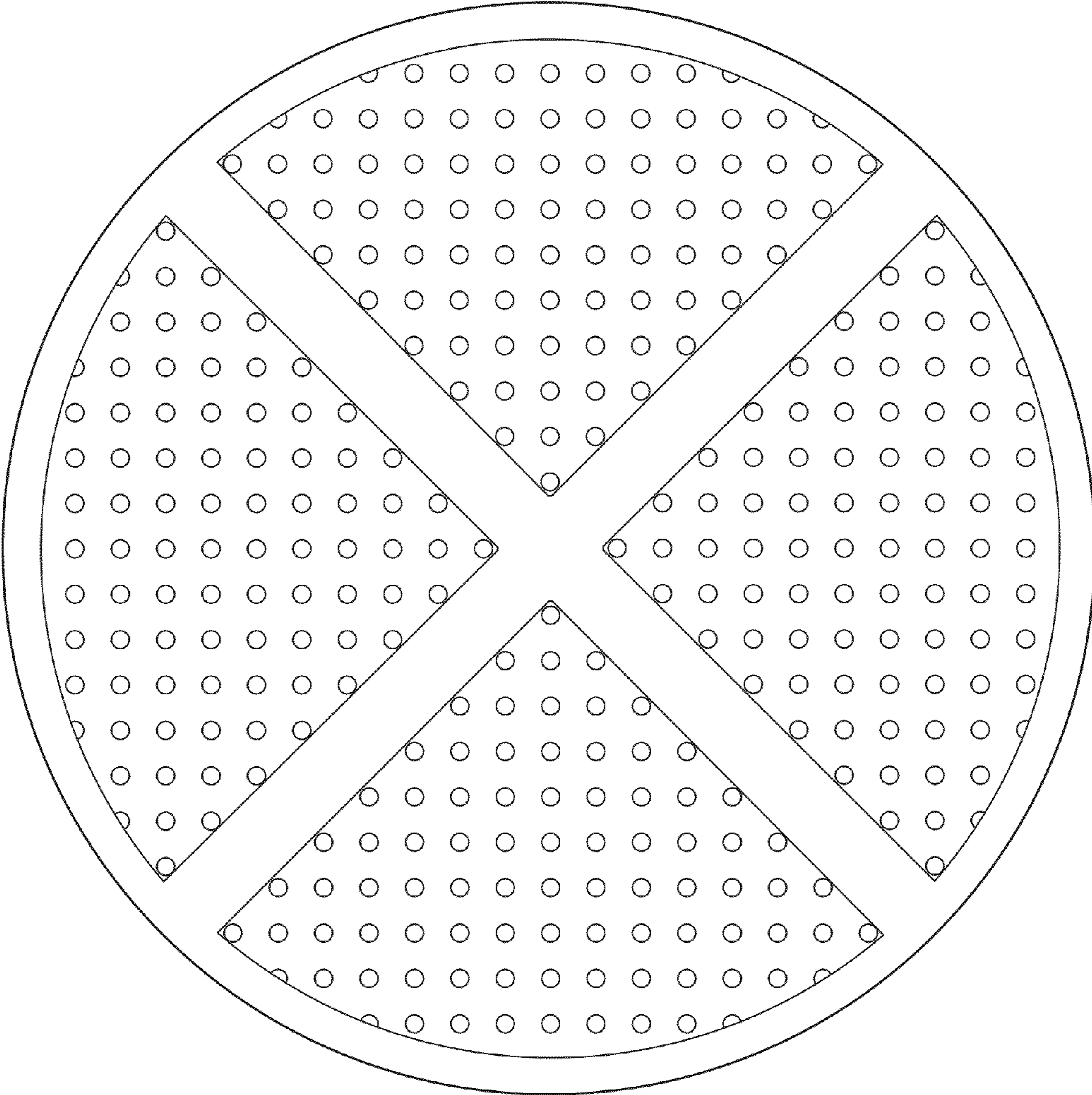


Fig. 6




Fig. 7