



US00D743296S

(12) **United States Design Patent**
Mehta et al.

(10) **Patent No.:** **US D743,296 S**

(45) **Date of Patent:** **** Nov. 17, 2015**

(54) **DIAMOND**

(71) Applicants: **Alok Mehta**, New York, NY (US);
Manubhai Narandas Patel, Queens
Village, NY (US)

(72) Inventors: **Alok Mehta**, New York, NY (US);
Manubhai Narandas Patel, Queens
Village, NY (US)

(73) Assignee: **Alok Mehta**, New York, NY (US)

(**) Term: **14 Years**

(21) Appl. No.: **29/506,920**

(22) Filed: **Oct. 22, 2014**

(51) **LOC (10) Cl.** **11-01**

(52) **U.S. Cl.**
USPC **D11/90**

(58) **Field of Classification Search**
USPC D11/1-2, 26-29, 89-92; 63/26-28, 32
CPC A44C 17/00
See application file for complete search history.

(56) **References Cited**

U.S. PATENT DOCUMENTS

D382,225 S *	8/1997	Yuan	D11/90
D492,910 S *	7/2004	Namdar	D11/90
D566,610 S *	4/2008	Sinclair	D11/90
D566,611 S *	4/2008	Sinclair	D11/90
D656,062 S *	3/2012	Botha	D11/90
D699,620 S *	2/2014	Kothari	D11/90
D711,280 S *	8/2014	Tannenbaum	D11/90
D715,180 S *	10/2014	Krochmal	D11/90

* cited by examiner

Primary Examiner — Ralf Seifert

(74) *Attorney, Agent, or Firm* — Baker and Rannells, PA

(57) **CLAIM**

The ornamental design for a diamond, as shown and described.


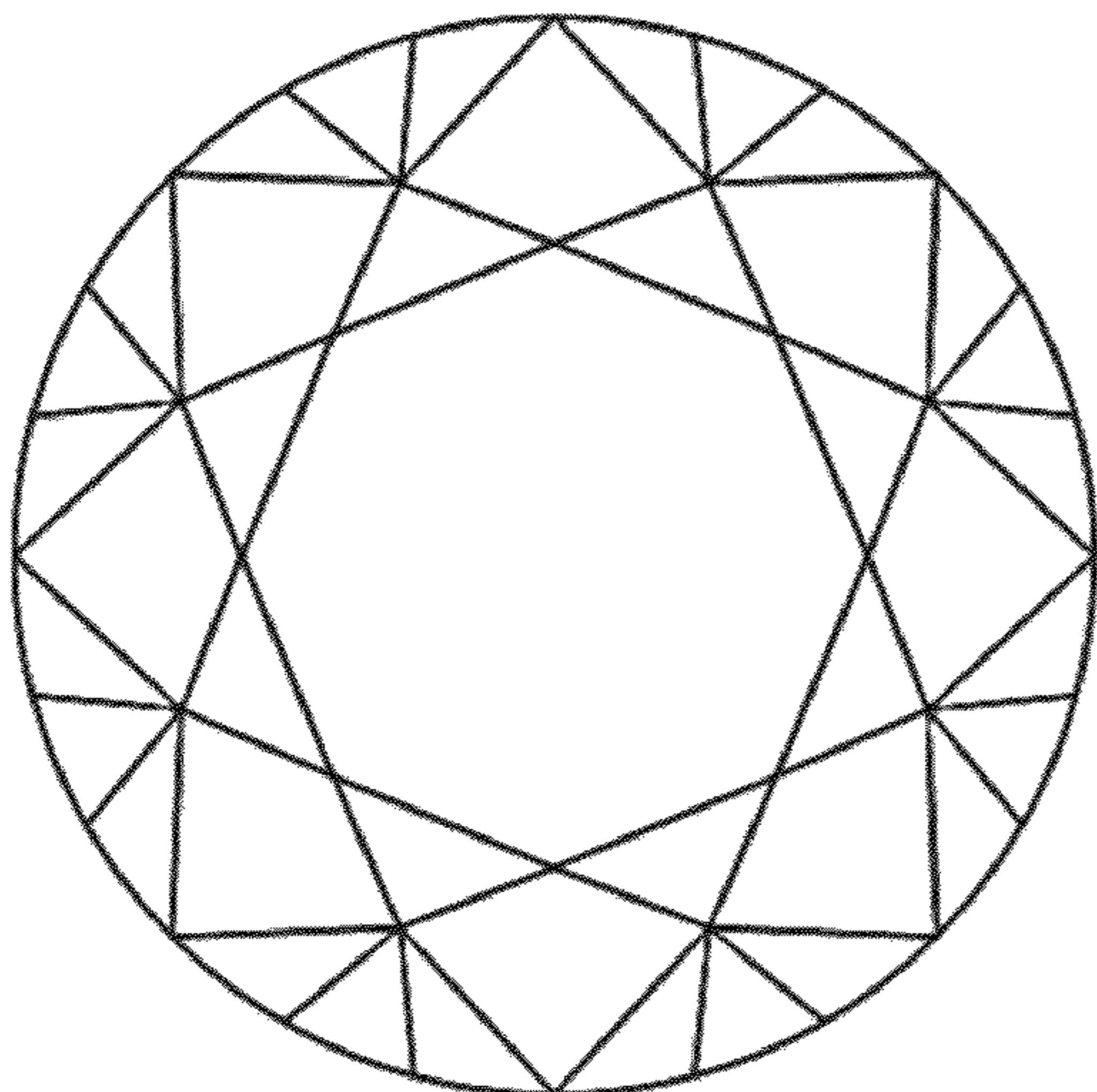
DESCRIPTION

FIG. 1 is a side elevational view of a diamond in accordance with the new design, having other sides being mirror images thereof;

FIG. 2 is a top plan view thereof; and,

FIG. 3 is a bottom plan view thereof.

1 Claim, 1 Drawing Sheet



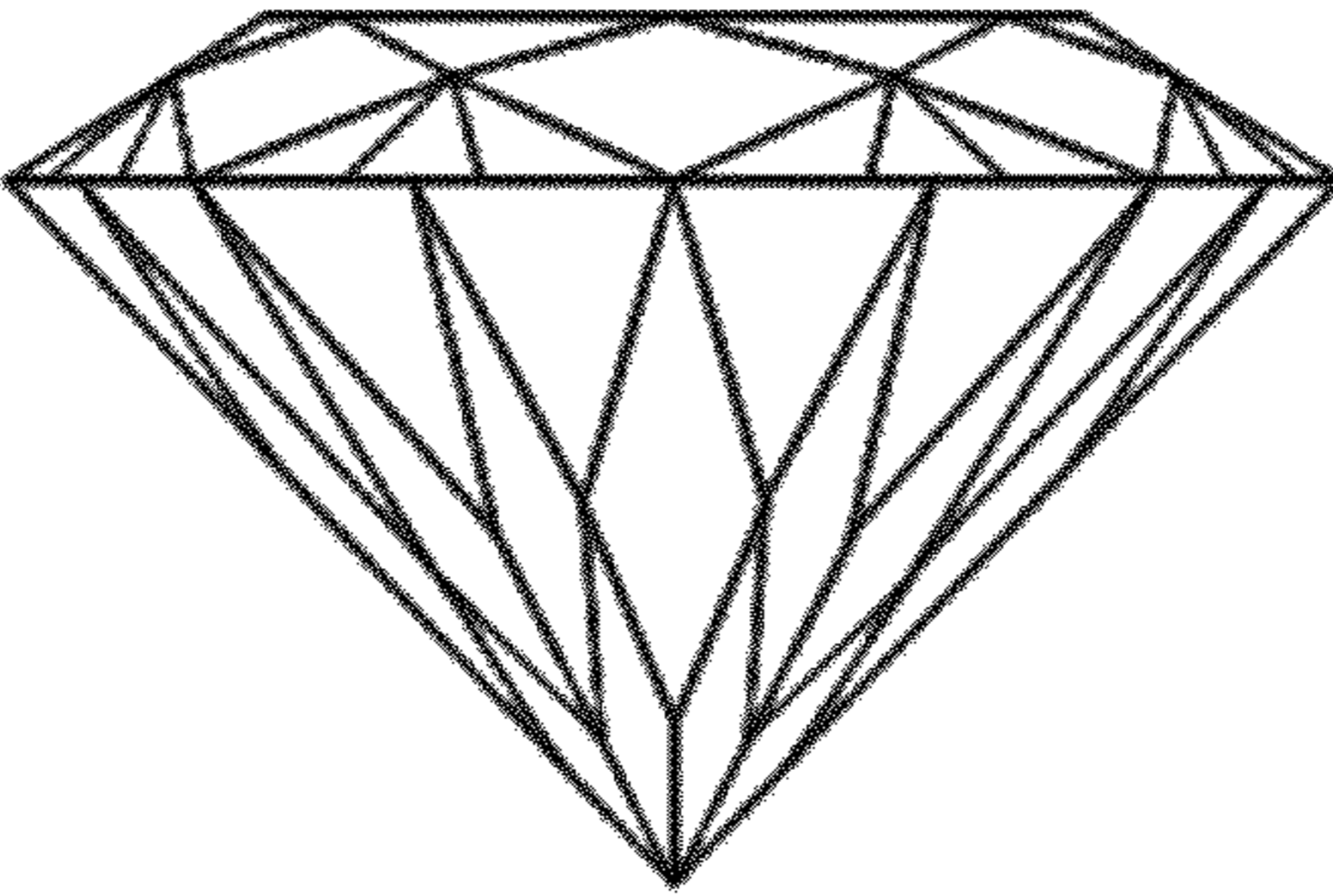


Fig. 1

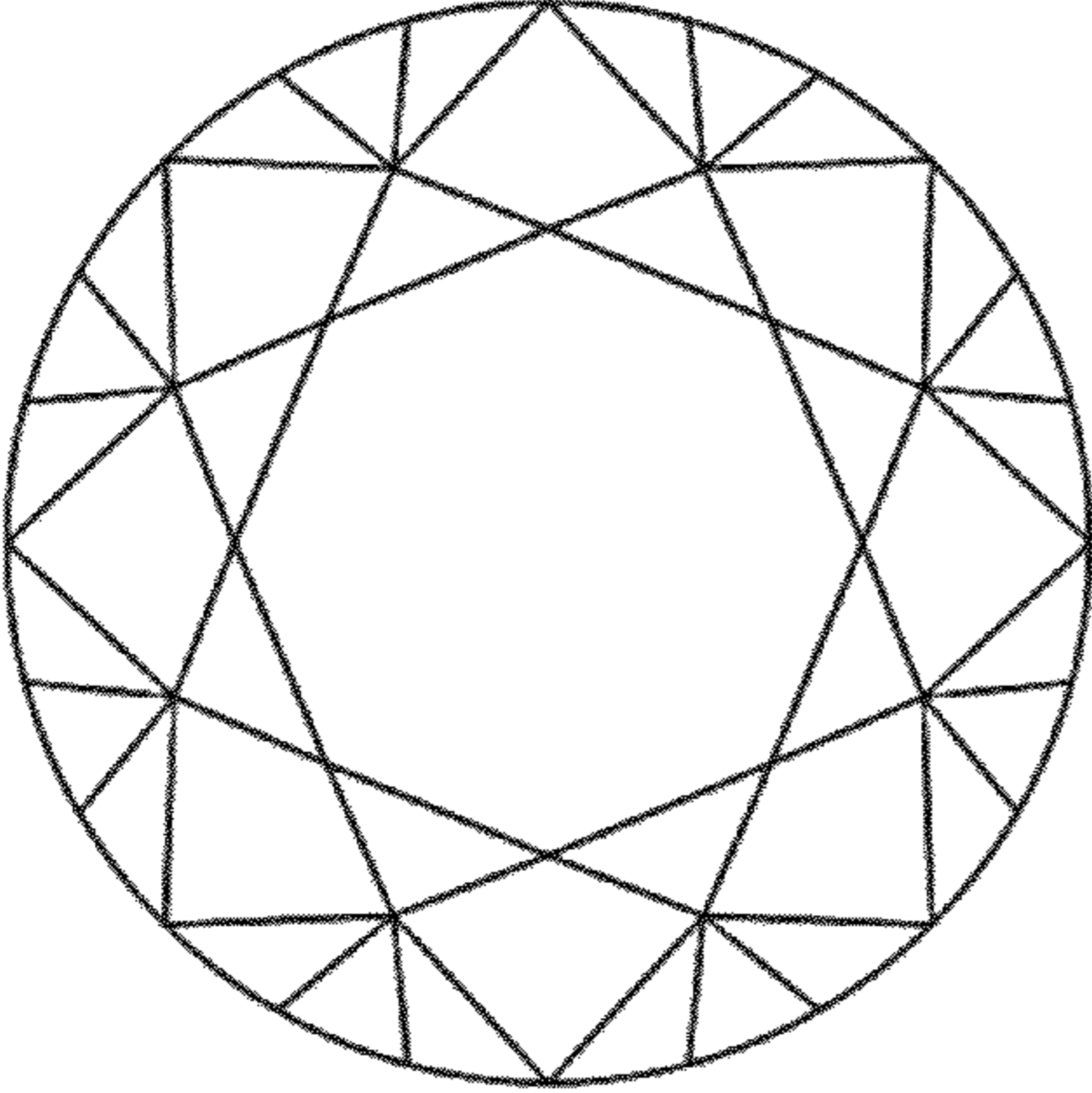


Fig. 2




Fig. 3